

Declassified E.O. 12356 Section 3.3/NND No. 785015

ACC

10000/100/383

92

Declassified E.O. 12356 Section 3.3/NND No. 785015

100/383

OPERATIONS, MOVEMENT BY WATER  
APR., SEPT. 1943

APR

TO: Distribution "C".  
FROM: Planning Staff, ~~W.C.A.~~ Armistice C.C.  
SUBJECT: UNIT ALERT PLANS - Preparations for movements by water.  
REFERENCE: AGC/1096/1(6-4).  
DATE: 16 Sep 1945.

2A

4592

1. AG 7326/073-W, H.Q. NATOUSA, dated 16 April 1945 is forwarded for retention and compliance.
2. It is appreciated that these instructions are somewhat detailed and it may not be possible to comply fully with the instructions at this juncture with regard to marking.
3. It is pointed out however that the more closely the instructions are followed, the more smoothly will the movement of equipment be accomplished.
4. Attention is drawn to Note (a), Appx. B, which sets out the scales of baggage allowed. This refers to a passage by sea in large vessels; scales will be less for those officers moving with assault troops, as also will they be for any movement by air. Full details of weights allotted will be included in movement order.

*R. H. Chipps*  
*C. C. C.*  
Joint Assistant Chiefs of Staff.

Armistice C.C.

**CONFIDENTIAL**

Equals British SECRET

HEADQUARTERS  
NORTH AFRICAN THEATER OF OPERATIONS  
UNITED STATES ARMY  
APO 512

AG 370.26/073-M

15 April 1943

SUBJECT: Unit Alert Plans - Preparation for movements by water.

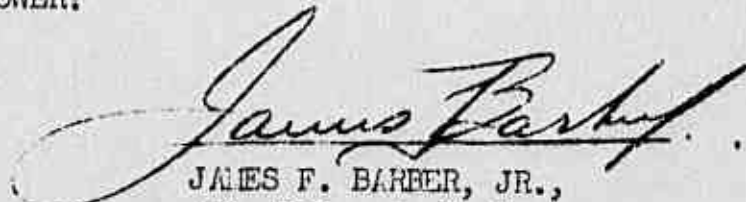
TO : Commanding Generals,  
Fifth Army;  
North African Air Forces;  
Atlantic Base Section.  
Commanding Officers,  
Mediterranean Base Section;  
Eastern Base Section.

See also file 454p1  
"Move of the 1st School" -  
Document 3 B - "Standing Instructions for  
Movement by Water" - Issues  
by H. G. S. 2 Sept 43.

1. Among the several operations in which units in this Theater may, on short notice, be called upon to participate is that of a movement by water. This type of operation may take many forms, varying from movement on normal passenger and cargo vessels on a straight port to port basis, to movement by special craft (amphibious operation) with a tactical mission at destination. Whatever form a movement by water may take, there are certain basic data concerning the personnel, baggage, equipment and vehicles of each unit which are essential to the proper planning and execution of such an operation.

2. It is directed that all units in this Theater prepare without delay an annex to their unit alert plans to provide for movements by water. This will be maintained continuously, especially the tabular data as to personnel, baggage, equipment and vehicles called for in "Standing Instructions for Movements by Water, NATOUSA," a copy of which is inclosed. You will insure that copies of these Standing Instructions are issued and the data maintained down to and including companies or detachments. It is emphasized that these data must be accurately determined and recorded, and revised immediately as changes occur.

By command of General EISENHOWER:

  
JAMES F. BARBER, JR.,  
Lt. Col., A. G. D.,  
Ass't. Adjutant General.

1 Incl:  
Standing Instructions/Movements by Water  
w/6 Appendices.

ACH/10951

10 more copies available

10  
**CONFIDENTIAL**  
Equals British SECRET



**CONFIDENTIAL**

Equals British SECRET

HEADQUARTERS  
NORTH AFRICAN THEATER OF OPERATIONS  
UNITED STATES ARMY  
APO 512

AG 370.26/073-M

15 April 1943

SUBJECT: Standing Instructions for Movements by Water.

TO : All Unit Commanders, North African Theater of Operations.

1. General. a. The movement by water of a modern military unit is a most complex operation. It involves consideration of:

- (1) Personnel
- (2) Personal baggage of officers and enlisted men and <sup>4599</sup> organizational baggage as accompanies personnel.
- (3) Organizational equipment (less vehicles).
- (4) Vehicles.
- (5) Supplies from Depots.

b. All of these must be:

- (1) Prepared for shipment.
- (2) Moved to the port of embarkation.
- (3) Loaded and stowed on vessels.
- (4) Moved on vessels to destination.
- (5) Unloaded at destination.
- (6) Segregated at destination for
- (7) Pick-up or delivery to the unit.

c. Only by careful planning and execution can the successive operations listed in sub-paragraph b. be performed to reunite rapidly and efficiently the elements listed in sub-paragraph a. Proper planning requires accurate data, promptly available and in usable form, concerning the elements indicated in sub-paragraph a; efficient execution requires ready identification (designation or marking) of these same elements. To provide these requirements these standing instructions are issued and prescribed. All forms listed in sub-paragraphs a (1), (2), (3), and (4) above will be maintained, down to and including companies or detachments, currently up to date.

2. Personnel. Maintain data in the form shown in Appendix A. If the unit is ordered to embark in several detachments or serials, submit a separate form for each serial. Submit a separate form for members of the unit left behind, and list them by name showing the reason for leaving and where they remain. In case a unit or any part of it changes location, notice thereof will be promptly given to the next higher headquarters and to HQ, SOS, NATOUSA.

**CONFIDENTIAL**

Equals British SECRET

# CONFIDENTIAL

Equals British SECRET

3. Personal and Unit Baggage. Maintain data in the form shown in Appendix B. If unit baggage is ordered to be shipped in several echelons, submit a separate form for each echelon. If some is ordered left behind, submit a separate form for it, listing on the reverse side, or on extra sheets if necessary, each item so left and where and to whom it was turned over. Give instructions to baggage details as to their employment as indicated in explanatory notes Appendix B.

4. Organizational Equipment (less vehicles). Maintain data in the form shown in Appendix C. Equipment carried in vehicles must not protrude beyond the "cut-down" dimensions (see notes, Appendix D) and must be clearly tagged or marked; weight limits of vehicles (see notes, Appendix D) must not be exceeded. If organizational equipment is ordered to be shipped in several echelons, submit a separate form for each echelon. If some is ordered left behind, submit a separate form for it, and enter on the form where it was left and to whom it was turned over.

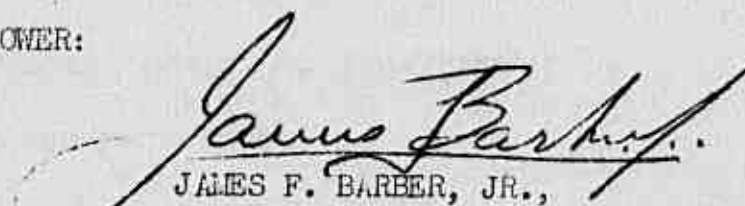
5. Vehicles. Maintain data in the form shown in Appendix D. If vehicles are ordered to be shipped in several echelons, submit a separate form for each echelon. If certain vehicles are ordered left behind, submit a separate form for these, listing each vehicle as a separate item and indicate for each vehicle on a separate sheet, referring to each vehicle by the same numbered lines as on the form, where it was left and to whom it was turned over.

6. Supplies from Depots. When a depot receives instructions to prepare supplies requisitioned for a shipment which includes movement by water, the form shown in Appendix E will be accomplished by the depot concerned to furnish data for transportation planning. Detailed instructions as to preparing shipments from depots and for filling out the form are included in the explanatory notes of Appendix E.

7. Packing. All units and all depot personnel must bear in mind, when preparing supplies and equipment for movement by water, that handling conditions will necessarily occasion rougher treatment than would be the case for rail or truck movements, and corresponding care should be taken in packing and crating all items for shipment. Necessary inspections will be made to insure that all items are properly packed and marked.

8. Marking. Instructions for marking are set forth in Appendix F.

By command of General EISENHOWER:

  
JAMES F. BARBER, JR.,  
Lt. Col., A. G. D.,  
Ass't. Adjutant General.

6 Incls:  
App. A - F.

# CONFIDENTIAL

Equals British SECRET



**CONFIDENTIAL**

Equals British SECRET

HEADQUARTERS SOS, NATOUSA  
APO #750, U.S. ARMYUNIT PERSONNEL DATA FORMDate \_\_\_\_\_ Unit \_\_\_\_\_ Base Section \_\_\_\_\_ SOS NATOUSA  
Form No. \_\_\_\_\_

Force Unit	No.	Designation	Location	Entraining Point	T/O Off.	Nurses	W.O.	Enl.	Total
	(a)	(b)	(c)	(d)	(e)	(f)	(g)	(h)	(j) (k)
1									
2									
3									
4									
5									

4589

## Explanatory Notes:

(a) Force number complete with identifying letter (shipment number) as assigned in original movement from the U. S. or by higher headquarters.

(b) Unit Designation (for example: 310th Infantry).

(c) Location - Give name of town nearest to unit, coordinates, APO, and telephone. In case location is changed immediate notice, by fastest method consistent with security, will be given to next higher headquarters and to HQ, SOS, NATOUSA.

(e) Applicable T/O with amendments to date.

(f) (g) (h) (i) (j) and (k) - State actual strength at which ordered to embark.

Each line (item) should indicate a company or detachment of the reporting unit.

APPENDIX A**CONFIDENTIAL**

Equals British SECRET

**CONFIDENTIAL**

Equals British SECRET

HEADQUARTERS SOS, NATOUSA  
APO #750, U.S. ARMYPERSONAL AND UNIT BAGGAGE DATA FORMDate \_\_\_\_\_ Unit \_\_\_\_\_ Base Section \_\_\_\_\_ SOS NATOUSA  
Form No. \_\_\_\_\_

1 I T E M	Number Pieces	Weight Tons 2240 lbs.	Measured Tons 40 Cu. Ft.
2 (a)	(b)	(c)	(d)
3 Officers' baggage			
4 "A" bags			
5 "B" bags			4588
6 Unit baggage			

## Explanatory Notes:

(a). Personnel baggage will not exceed the following weights:

General Officer - 1bs.  
 Officers - 224 lbs.  
 Warrant Officer - 112 lbs.  
 Enlisted men - One "A" and one "B" bag.

Line 3. Officers' baggage, all of which travels in personnel ships, will be labelled one of the following: a. CABIN; b. BAGGAGE ROOM (WANTED ON VOYAGE); c. HOLD (NOT WANTED ON VOYAGE). CABIN baggage will be limited to one large or two small suitcases. BAGGAGE ROOM (WANTED ON VOYAGE) baggage will be in baggage room on board and will be limited to the minimum requirement for the trip. It will include the bedding roll. Baggage rooms, if loaded with great quantities of unnecessary baggage, become just as inaccessible as the holds. All baggage and equipment should be strongly packed, as it is apt to get rough handling at the ports.

Lines 4 and 5. Enlisted men will carry clothing and such other articles as are required on the voyage in their "A" bags, which will accompany them in the compartments of the personnel train or truck convoy. They will NOT, repeat NOT, be loaded in separate baggage or freight cars or trucks.

**CONFIDENTIAL**

Equals British SECRET



## CONFIDENTIAL

Equals British SECRET

### APPENDIX B (Cont'd):

Line 6. Unit baggage is that baggage and equipment which is required for use during the last few days prior to entrainment, during the voyage and immediately upon disembarkation. A portion of this moves on personnel trains or road convoys and will be reduced to the minimum by strictly limiting the articles to those which are absolutely essential, such as:

- |                       |                                      |
|-----------------------|--------------------------------------|
| (1) Mess equipment    | (4) Medical equipment (if available) |
| (2) Kitchen equipment | (5) Library (if voyage warrants)     |
| (3) Field Desks       | (6) Games (if voyage warrants)       |

Unit baggage and T/BA equipment NOT accompanying units in personnel train will be moved in baggage trains when these are provided in rail movement tables. In these trains the baggage and equipment marked HOLD (NOT WANTED ON VOYAGE), including the "B" bag, will be loaded separately from that marked BAGGAGE ROOM (WANTED ON VOYAGE) to facilitate stowage at ports. The baggage of different units in each train or road convoy will be kept separate for the same reason.

Baggage parties travelling in baggage trains or road convoys must know the details of the baggage and equipment belonging to their unit, and they must be prepared to assist in the loading of that baggage at the port. Officers in charge of baggage parties will be prepared to perform the duties of a C.O. of an advance party. Men should be detailed with this point in mind; they will however, also be available to the Port Commander for other embarkation duties.

**CONFIDENTIAL**

Equals British SECRET

HEADQUARTERS SOS, NATOUSA  
APO #750, U.S. ARMYT/BA ORGANIZATIONAL EQUIPMENT FORMDate \_\_\_\_\_ Unit \_\_\_\_\_ Base Section \_\_\_\_\_ SOS NATOUSA  
Form No. \_\_\_\_\_

1	ITEMS	No. boxes required	Length	Width	Height	Weight tons 2240 lbs/T	Meas. tons 40 CuFt/T
2	(a)	(b)	(c)	(d)	(e)	(f)	(g)
3	Equipment normally in vehicles						
4							
5							4587
6							
7							
8							
9							
10	Equipment normally shipped in boxes						
11							
12							
	Total						

## Explanatory Notes:

1. This form will include only organizational equipment - less vehicles.  
This does not include clothing and individual equipment in possession of the soldier.

2. Each group of different sized boxes or packages must be separately listed.

APPENDIX C**CONFIDENTIAL**

Equals British SECRET



**CONFIDENTIAL**

Equals British SECRET

HEADQUARTERS SOS, NATOUSA  
APO #750, U.S. ARMYUNIT VEHICLE DATA FORMSOS NATOUSA  
Form No. \_\_\_\_\_

Date \_\_\_\_\_ Unit \_\_\_\_\_ Base Section \_\_\_\_\_

1	TYPE and MAKE	On Auth. Hand	Measurement				"Cut- down" height	Meas. tons(LO Cu.Ft./T)	Weight (2240 lbs/T)		
			Length	Width	Height	Cu.Ft.			Tons Empty	Tons Loaded	
2	(a)	(b)	(c)	(d)	(e)	(f)	(g)	(h)	(j)	(k)	(l)
3											
4											
(etc.)											

4586

## Explanatory Notes:

1. All columns will be filled by each unit, listing only vehicles of the same dimensions on each line.

2. It is imperative that all measurements be physically made by unit personnel for each vehicle. It has been found that vehicles of the same make and model frequently vary in detailed dimensions and weight; moreover, extra accessories or appendages have sometimes been added by the unit.

3. It is equally imperative that measurements be exactly and carefully made to the nearest fraction of an inch and that the weights be determined with equal accuracy.

4. The accuracy and detail prescribed is essential so that stowage plans can be properly made to permit full utilization of available shipping space and to clear within a fraction of an inch the limiting dimensions of ships' hatches and heights of space between decks.

5. Units are cautioned that due to weight restrictions and limitations on height the following procedure will be effective for any shipment of vehicles by water:

a. Covers and bows will be removed and vehicle reduced to its lowest possible "cut-down" height.

b. Organizational vehicles of combat units will be loaded up to the authorized loads with unit T/B/ equipment and motorcycles providing the "cut-down" height is not exceeded. "Authorized loads" will be announced at the time that actual movement is ordered.

(OVER)

**CONFIDENTIAL**

Equals British SECRET



# CONFIDENTIAL

Equals British SECRET

## APPENDIX D (Cont'd):

c. When authorized, vehicles will be loaded within prescribed limits as to numbers and weights and will remain loaded throughout the movement. Contents will be carefully packed, marked, firmly lashed and battened down to insure that no movement takes place inside vehicle when being loaded or while on board. Particular care will be taken that loads do not project beyond the sides, or ends, or above the hood or cover, (that is, above "cut-down" height) when in position.

d. Technical vehicles, such as Ordnance Maintenance vehicles, Engineer Construction Equipment vehicles, will not have technical equipment removed in order to reduce the weight unless specifically directed. These vehicles will be shipped as loaded but the gross weight and overall dimensions must be clearly marked thereon. It is imperative that this be clearly shown on all documents in order that proper stowage may be arranged.

6. INSTRUCTIONS ABOVE WILL BE STRICTLY ADHERED TO BY ALL CONCERNED IN ORDER THAT LOADING PLAN WILL NOT BE JEOPARDIZED BY OVERSIZED AND OVERWEIGHT VEHICLES. FAILURE TO COMPLY WITH THESE INSTRUCTIONS WILL RESULT IN THE ILPROPERLY REPORTED OR LOADED VEHICLE BEING LEFT BEHIND.

**CONFIDENTIAL**

Equals British SECRET

HEADQUARTERS SOS, NATOUSA  
APO #750, U.S.ARLYDEPOT SUPPLIES SHIPMENT DATA FORMDate 1 Base Section                      SOS NATOUSA  
Form No.                     

DEPOT (e.g. QM-8) LOCATION (e.g. Mascara) Depot Ref. No. (e.g. Q-12345)  
 T/M - Deadweight tons - 2240 lbs. lg. 2 - No. of Pkgs.  
 CODE NAME (e.g. Bluff 1Z1) T/M - Measurement tons - 40 Cu.Ft. lg. P - Priority

1 Consignee Description of Pkg	Type	T O T A L					D I M E N S I O N S		
		Q	T/M	T/M	P		(only for packages exceeding 6 feet in any one dimension)		
							Length	Width	Height
2 (a)	(b)	(c)	(d)	(e)	(f)	(g)	(h)	(i)	(j)
3									
(etc.)									

4585

## Explanatory Notes:

1. General. - The following information is required in order to arrange shipment of depot supplies in bulk by water. These supplies may have to be loaded in accordance with a tactical plan. Ships are so loaded that diversions may be ordered, and that cargo can be discharged in a specified order of priority to meet definite tactical requirements.

2. Details of Filling Out the Form. -

- a. Depot. - Indicate supply service and depot number.
- b. Location. - Give railroad loading point.
- c. Depot reference number. - Use serial (code) number which can be referred to as a means of identification.
- d. T/M. - Give total deadweight tonnage - 2240 lb. /T.
- e. T/M. - Give total measurement tonnage - 40 cu. ft. /T.
- f. Code name. - Will be furnished by Chief of Supply Service.
- g. P. - Indicate by XX those items for which unloading (discharge) priority has been indicated by the Chief of Supply Service (based on requisitioning agencies instructions) - These items will be marked at depot with symbol "XX" to denote discharge priority (see 4, below).
- h. Dimensions. - Packages exceeding 6 feet in any one dimension and those exceeding 1000 lbs. in individual weight will be listed as separate items so that these controlling measurements may be noted.

3. Chiefs of Supply Services will have been notified by the requisitioning agency that definite quantities of supplies of various types and descriptions will be prepared for movement by water. The quantity of each type for each convoy will be indicated by the requisitioning agency together with the specific quantities desired to receive priority discharge. These supplies will be moved from depots to ports in accordance with instructions which will be transmitted by the Transportation Service direct to depot commanders. Lists of supplies and equipment, when called for, will be submitted in three copies, by each shipping depot of each of the Supply Services, on the above form.

APPENDIX E

(OVER)

- 1 -

**CONFIDENTIAL**

Equals British SECRET



# CONFIDENTIAL

Equals British SECRET

## APPENDIX E (Cont'd):

4. Shipping Index Number - Upon completion of pre-stowage plan by transportation planners, depot commanders will be furnished with "Shipping Index Numbers" covering all packages prepared for shipment. These numbers will be in three parts indicating respectively the ship number, the consignment number in the instruction, and the priority marking. Example: G3/5/XX. In cases in which no specific priority of discharge is required, the last part of the shipping index number will be omitted, so that the index will consist only of the ships' number and the consignment number, e.g. - G3/5/.

5. Consignment Number - This number will be assigned by transportation planners at the time of pre-stowage of each individual ship. It will include one or more of the items listed for shipment from a particular depot grouped together under one consignment number. It may include a portion of one or more of several items listed, in which case the remainder of that item will receive a separate consignment number and will be loaded separately.

6. Packing and Segregation - Supplies within each depot will be separated into sections as to priority or non-priority for discharge as soon as determined, in order that packing, marking, and shipment may be expedited without undue confusion and delay. Time may be limited and the "Shipping Index Number" may not be available until a short time prior to shipment. In view of this possibility preparations will be made in advance to meet this condition. All cases within XX priority must be so marked.



**CONFIDENTIAL**

Equals British SECRET

HEADQUARTERS SOS, NATOUSA  
APO #750, U.S. ARMYINSTRUCTIONS ON MARKING PERSONNEL AND UNIT BAGGAGE


1. Purpose - The purpose of these instructions is to prescribe definitely the markings which will be used on each particular class and type of cargo which may be shipped by water transportation from North Africa to Units of the United States Forces.

2. Personal and Unit Baggage and Equipment - Refer to Figures 1-5 inclusive on Inclosures Numbers 1 and 2. In order to facilitate loading, segregation at time of unloading and identification for shipment to destination, each package or article of personal and unit baggage or equipment will, in addition to bearing the Force Number of the unit, be stencilled with distinguishing color stripes. Colors will be allotted to numbers in accordance with the following system:

- |                  |               |
|------------------|---------------|
| 1. Buff          | 6. Blue dark  |
| 2. Olive drab    | 7. Maroon     |
| 3. Yellow bright | 8. Red bright |
| 4. Green bright  | 9. White lead |
| 5. Gray          | 0. Brown dark |

4581

All these colors are distinctive and are not apt to be confused. Three stripes will be stencilled horizontally and should be about eight (8) inches by two (2) inches in size. The colors to be used will be those given above representing the last two (2) figures (i.e., tens and units digits) of the Force Number of the unit. The color representing the figures next to last in the Force Number will appear both above and below the color of the last figure. The Force Number, in white paint on dark packages and in black paint on light packages, will be placed above these stripes. Where a letter is part of the Force Number it will be shown alongside the three stripes and will be given the same color as the center stripe. The letter will be approximately equal in height to the three stripes. Thus for example, a unit whose Force Number is 1686-A will use the following distinguishing stripes on all its baggage:



At least two marks will be used on each package, usually on each end of a box, two sides of a bale. Articles which are carried unboxed, or which would be otherwise impracticable to mark, will have securely attached to them a wooden tally or paddle with the unit's distinguishing color stripes on each side.

**CONFIDENTIAL**

Equals British SECRET

**CONFIDENTIAL**

THE DESIGNATION OF UNIT BY NAME WILL NOT APPEAR ON ANY UNIT PACKAGE.  
Equals British SECRET

3. Vehicles. The system of marking for ready identification prescribed in par. 2 above will be adapted to the marking of vehicles as follows:

a. Unit Force Number will be placed on each front cab door with the top of the number about six inches below the window. Numbers and letters will be about two (2) inches in height. If the vehicle has no doors, the number will be placed on a suitable vertical surface nearest the front seat opening.

b. Stripe and Letter Symbol will be placed on a vertical surface on the front and on the rear of each vehicle, preferably on the center of the tailgate and on the right side of the front bumper. Dimensions of the symbol will be as nearly as practicable, those indicated in par. 2, but may be modified slightly to fit the space available.

c. The markings prescribed in sub-paragraphs a and b above will be so placed that they will in no respect obscure or obliterate the vehicle serial number.

4. If the color of the portion of the package or vehicle to which the stripe and letter symbol is to be applied is such that it will blend, rather than contrast with the colors of the symbol, a solid background of suitably contrasting color will first be painted on the package or vehicle, rectangular in shape and of such dimensions as will provide a margin of one inch of background along all edges of the symbol.

5. Depot Supplies and Equipment - Refer to Figures 6-16 inclusive on Inclosures 2, 3, and 4. In order to facilitate loading, segregation at time of unloading and final identification for shipment to destination, each package or article of Depot Supplies or Equipment under control of the various services will, in addition to other necessary distinguishing markings, be stencilled with distinguishing color markings and symbols, as follows:

a. Packages containing supplies for the Army Air Force will be marked with two (2) parallel blue stripes eight (8) inches apart, running around one (1) circumference of each container.

b. Packages containing Signal Corps supplies will be marked with two-and-one-half (2½) inch orange stripes, each running lengthwise around the container in the approximate center of all four (4) sides with stripes crossing at right angles on each end.

c. Packages containing supplies of the services listed below will be painted in the indicated color on the two (2) diagonally opposite corners of each container so as to form a triangle on each face (three (3) such triangles in each corner), the altitude of the triangle being approximately eight (8) inches. Colors assigned to the several services for this purpose are as follows:

Chemical Warfare Service  
Corps of Engineers  
Ordnance Department  
Quartermaster Corps  
Medical Department  
Army Exchange Service

Blue  
Red  
Yellow  
Green  
Deep maroon  
White, with a black  
X on each white triangle.

**CONFIDENTIAL**



## CONFIDENTIAL

Equals British SECRET

d. Shipments by other Army agencies will not contain colored stripes or corners unless authorized by AFHQ. (This does not prohibit the use of symbols or devices other than organizational insignia on property of units moving overseas).

e. The insignia of the shipping service will be painted in the color assigned the service.

f. Ammunition, subsistence, bales, cartons or unpacked articles may be shipped without the color markings indicated above.

### 6. Explanatory Notes for Inclosures -

a. Both "A" and "B" bags will be marked.

b. Ship code number will be furnished by the Transportation Service of the Base Section concerned.

c. "U S A" will be part of the serial number for all equipment except for baggage shown on Figures 1, 2, and 3 (and except for vehicles, also).

4 Incls:  
Drawings.

4583

## CONFIDENTIAL

Equals British SECRET



CHARTS on this order too large to be entirely included in one exposure are filmed clockwise beginning in the upper left hand corner, left to right and top to bottom as many frames as required. The following diagrams illustrate the method.

1	2
3	4

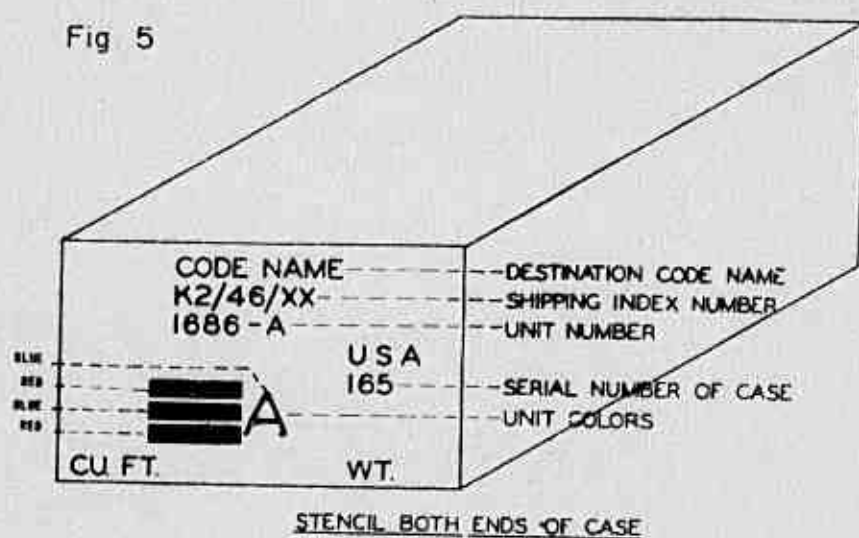
1
2

1	2	3
4	5	6
7	8	9

CONFIDENTIAL

T. B. A. EQUIPMENT (INITIAL ALLOWANCE) EXCEPT THAT LOADED IN UNIT VEHICLES LOADED ON CARGO SHIP FOLLOWING

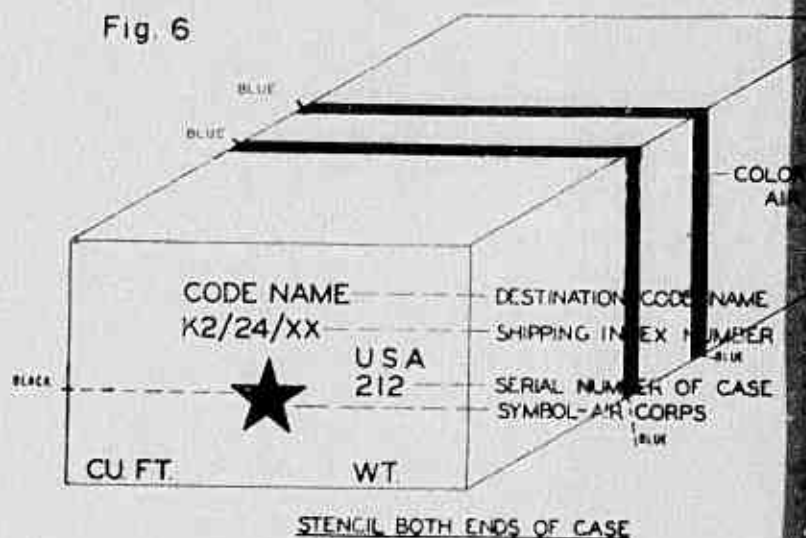
Fig 5



CONFIDENTIAL

BULK SUPPLIES AND EQUIPMENT-AIR CORPS

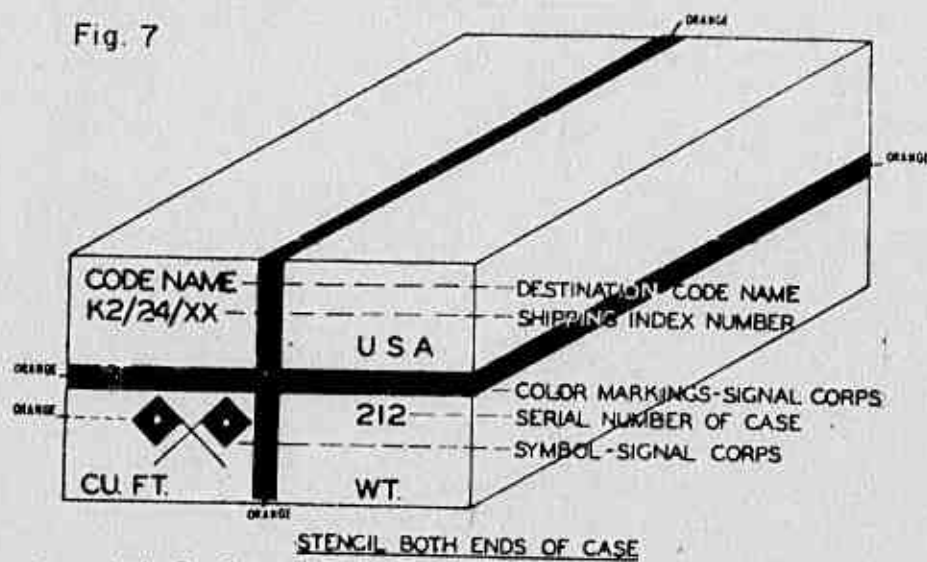
Fig 6



CONFIDENTIAL

BULK SUPPLIES AND EQUIPMENT-SIGNAL CORPS

Fig. 7

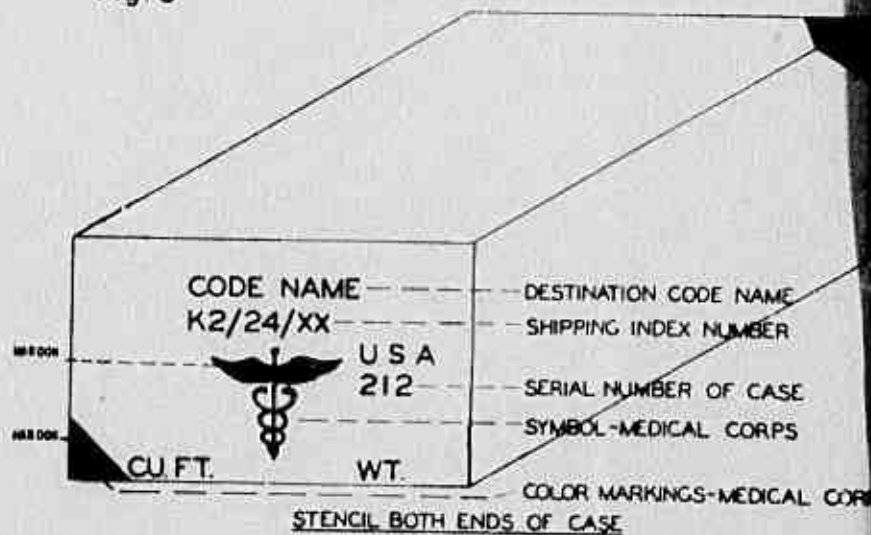


Incl. 2, Appendix F.

CONFIDENTIAL

BULK SUPPLIES AND EQUIPMENT-MEDICAL CORPS

Fig. 8

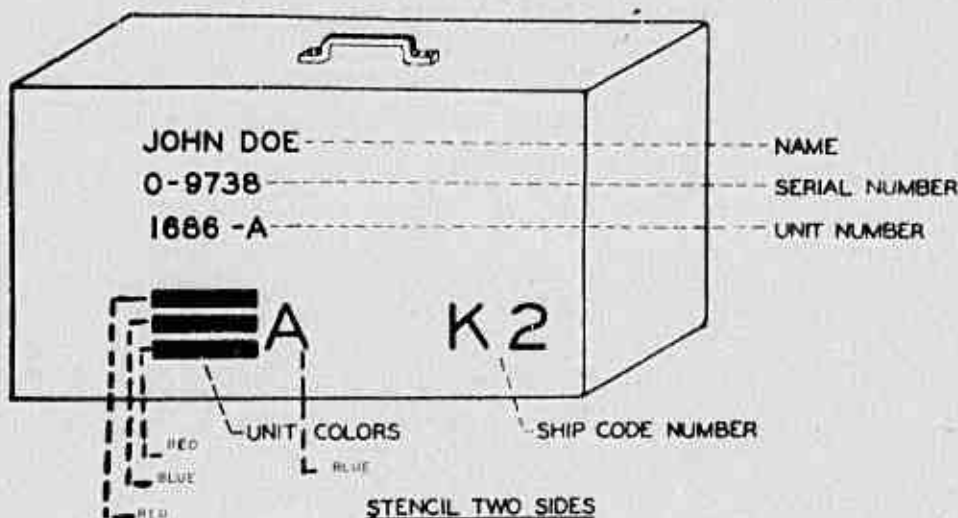


CONFIDENTIAL

CONFIDENTIAL

PERSONAL BAGGAGE

Fig. 1



PERSONAL BAGGAGE

Fig. 2



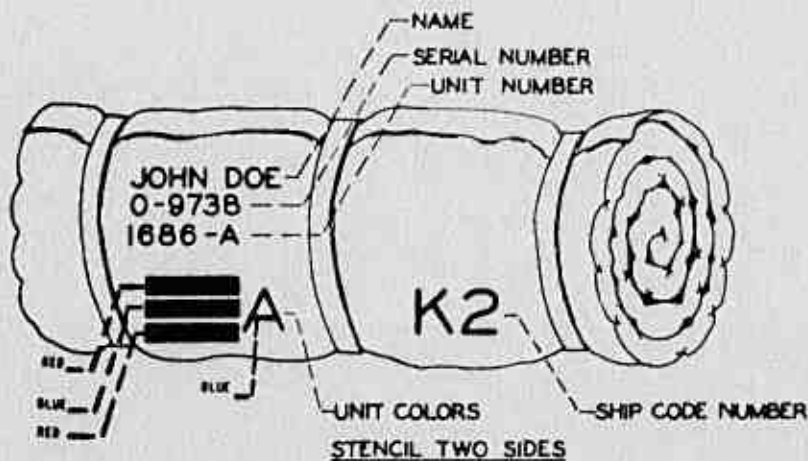
CONFIDENTIAL

CONFIDENTIAL

CONFIDENTIAL

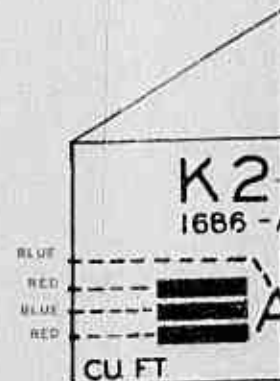
PERSONAL BAGGAGE

Fig. 3



UNIT BAGGAGE  
LOADED IN UNIT

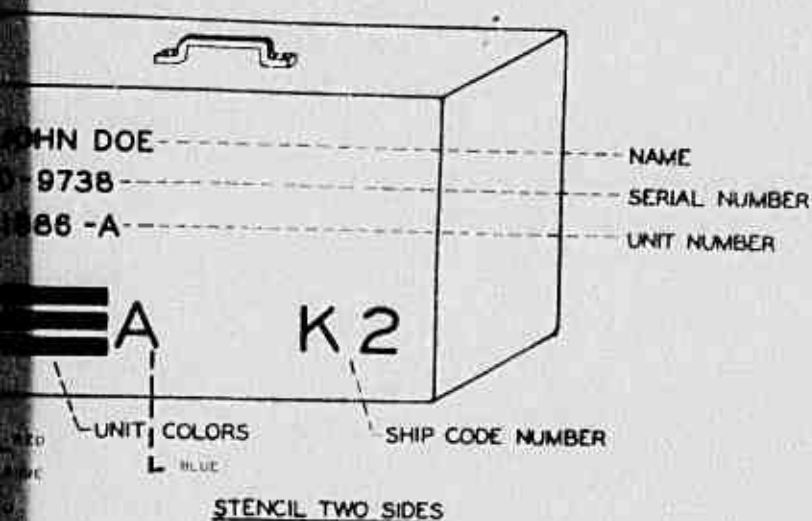
Fig. 4



Incl. I, Appendix F.



**CONFIDENTIAL**  
PERSONAL BAGGAGE



PERSONAL BAGGAGE

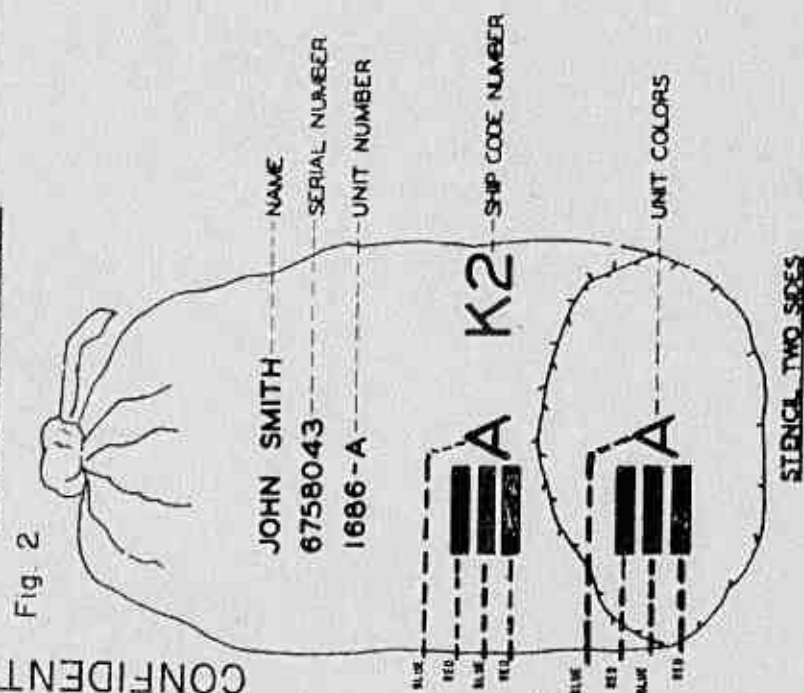


Fig. 2

**CONFIDENTIAL**

**CONFIDENTIAL**  
PERSONAL BAGGAGE

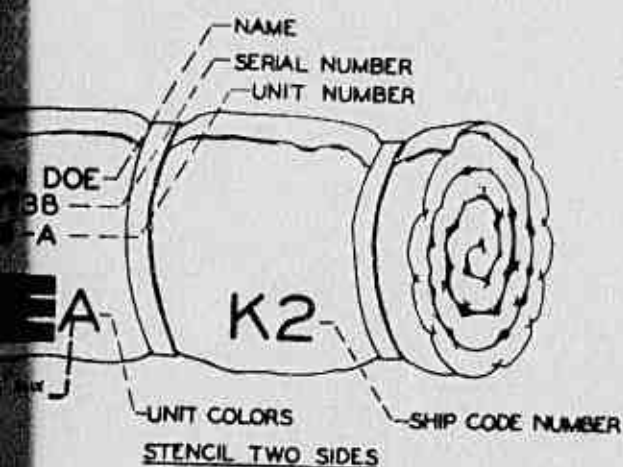
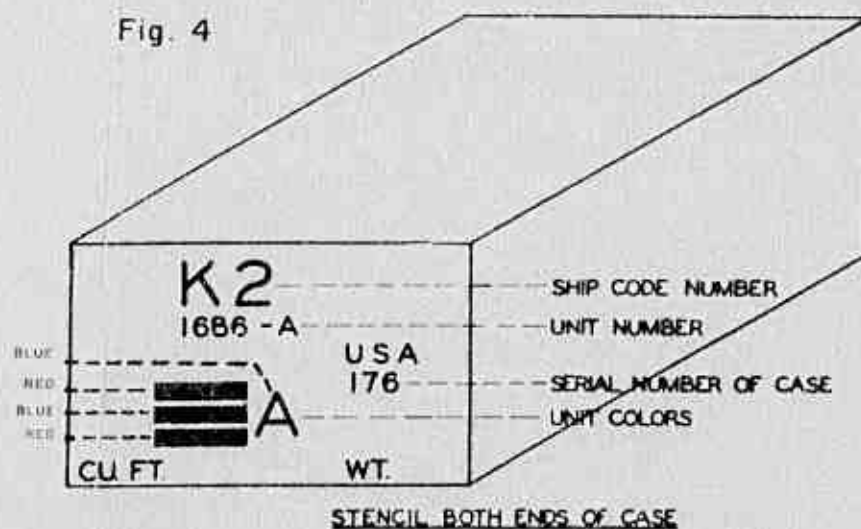


Fig. 4

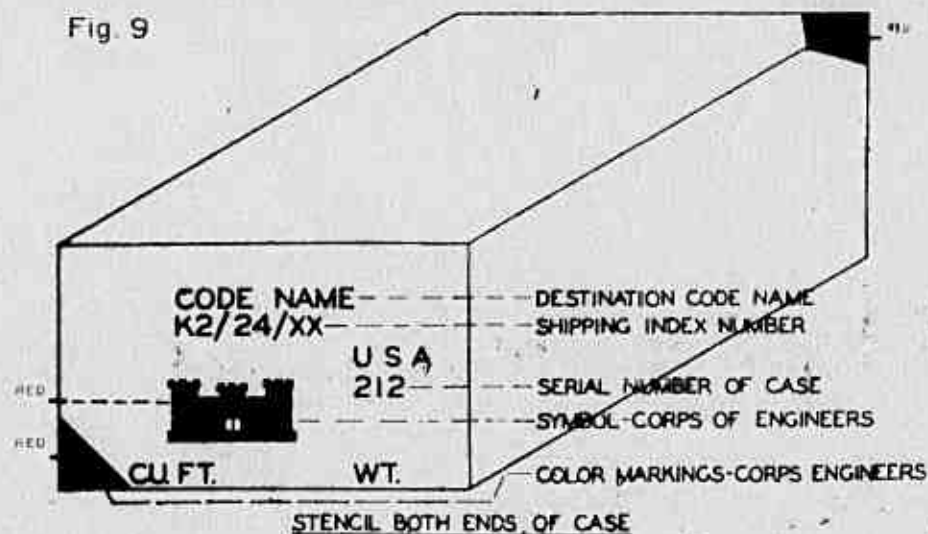
**CONFIDENTIAL**  
UNIT BAGGAGE AND T.B.A. EQUIPMENT EXCEPT THAT  
LOADED IN UNIT VEHICLES LOADED ON SAME SHIP AS UNIT.



CONFIDENTIAL

BULK SUPPLIES AND EQUIPMENT-  
CORPS OF ENGINEERS

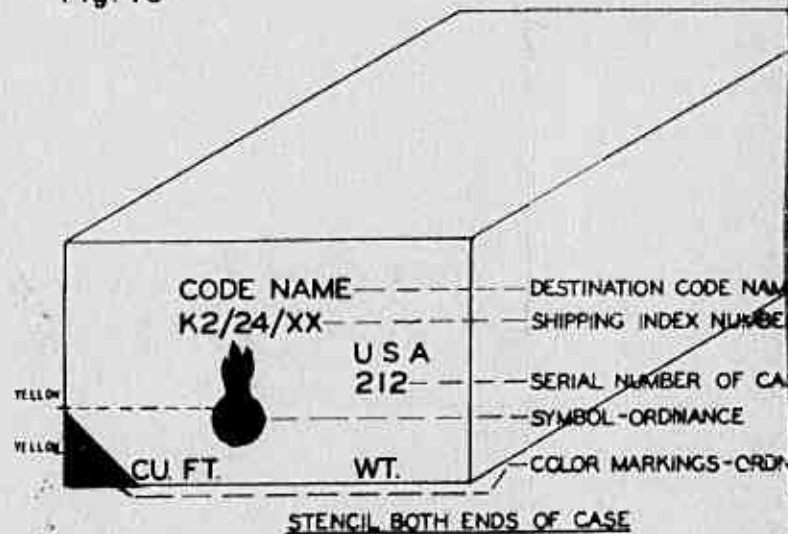
Fig. 9



CONFIDENTIAL

BULK SUPPLIES AND EQUIPMENT-  
ORDNANCE

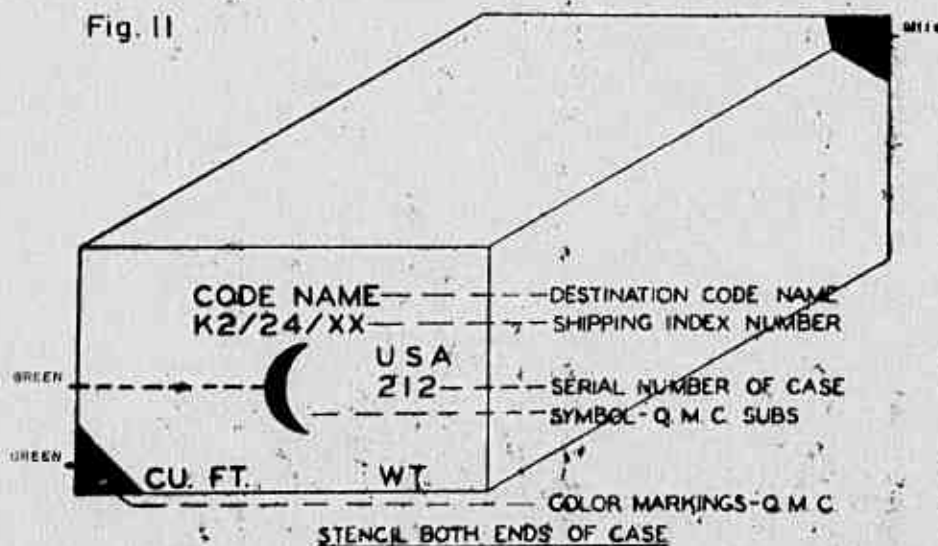
Fig. 10



CONFIDENTIAL

BULK SUPPLIES AND EQUIPMENT-  
QUARTERMASTER CORPS-SUBS

Fig. 11

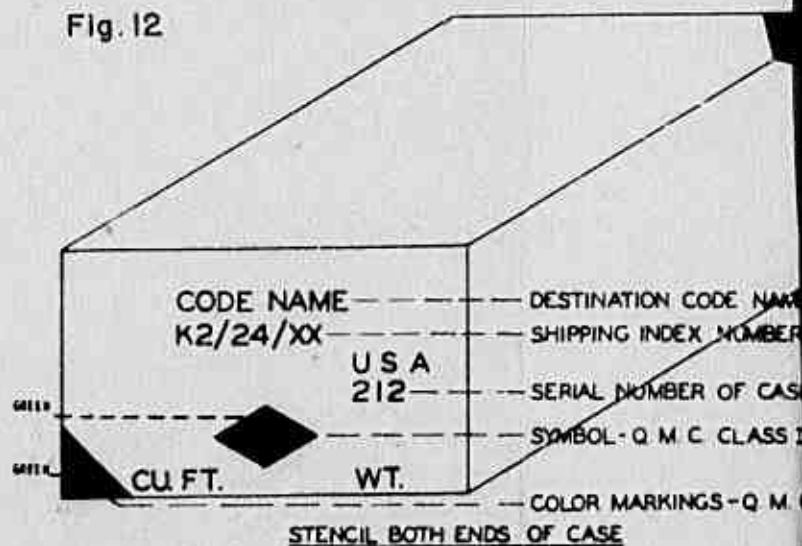


Incl. 3, Appendix F.

CONFIDENTIAL

BULK SUPPLIES AND EQUIPMENT-  
QUARTERMASTER CORPS-CLASS III

Fig. 12



CONFIDENTIAL

BULK SUPPLIES AND EQUIPMENT -  
QUARTERMASTER CORPS - C&E

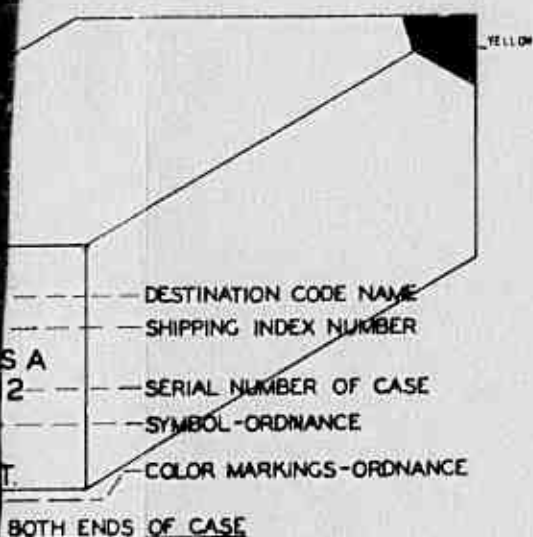


Fig. 13

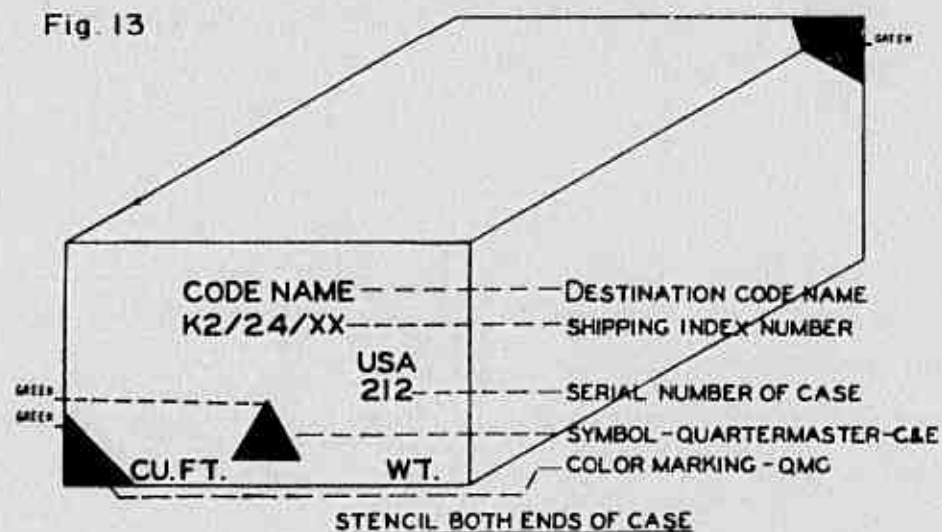


Fig. 14



CONFIDENTIAL

BULK SUPPLIES AND EQUIPMENT -  
QUARTERMASTER CORPS-CLASS III

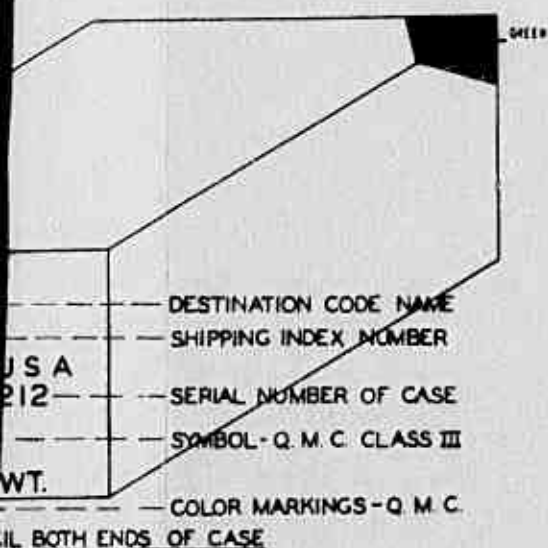


Fig. 15

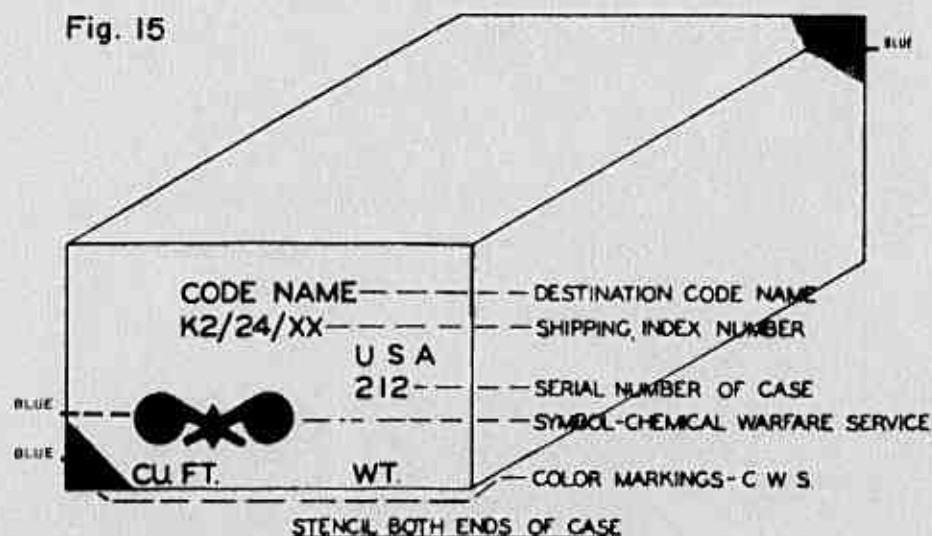
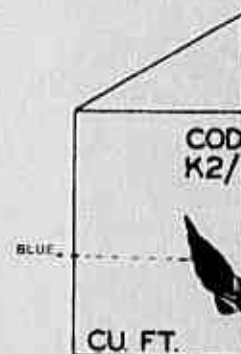


Fig. 16



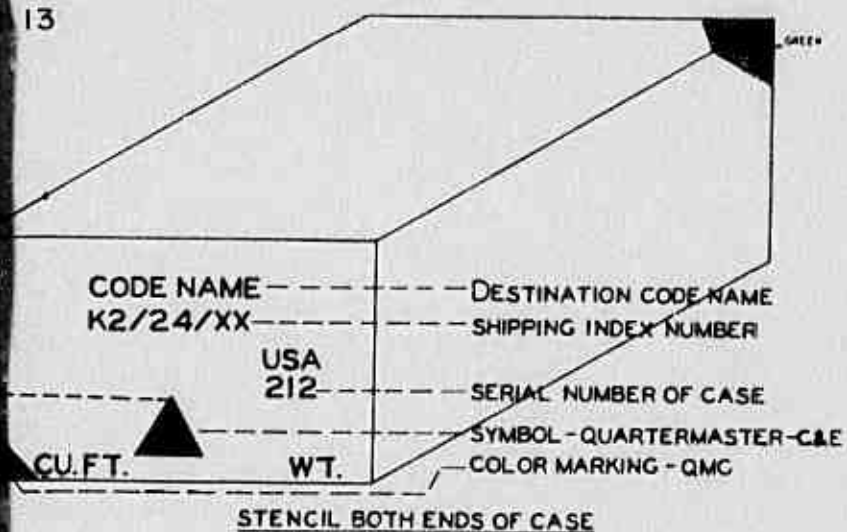
Incl. 4, Appendix F.



CONFIDENTIAL

BULK SUPPLIES AND EQUIPMENT -  
QUARTERMASTER CORPS - C&E

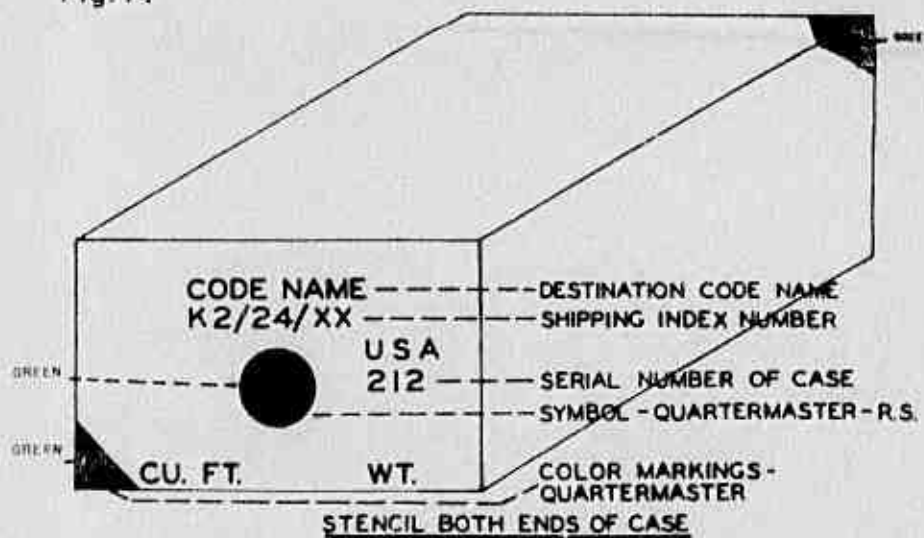
13



CONFIDENTIAL

BULK SUPPLIES AND EQUIPMENT -  
QUARTERMASTER CORPS - R.S.

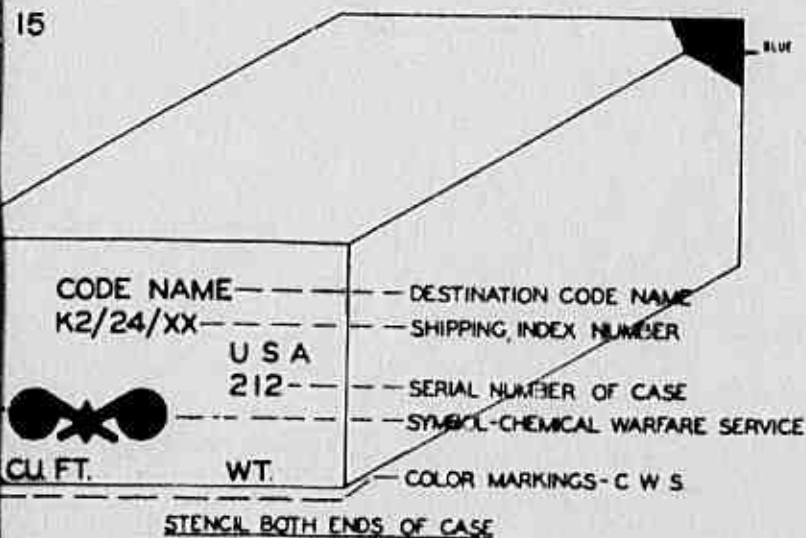
Fig. 14



CONFIDENTIAL

BULK SUPPLIES AND EQUIPMENT -  
CHEMICAL WARFARE SERVICE

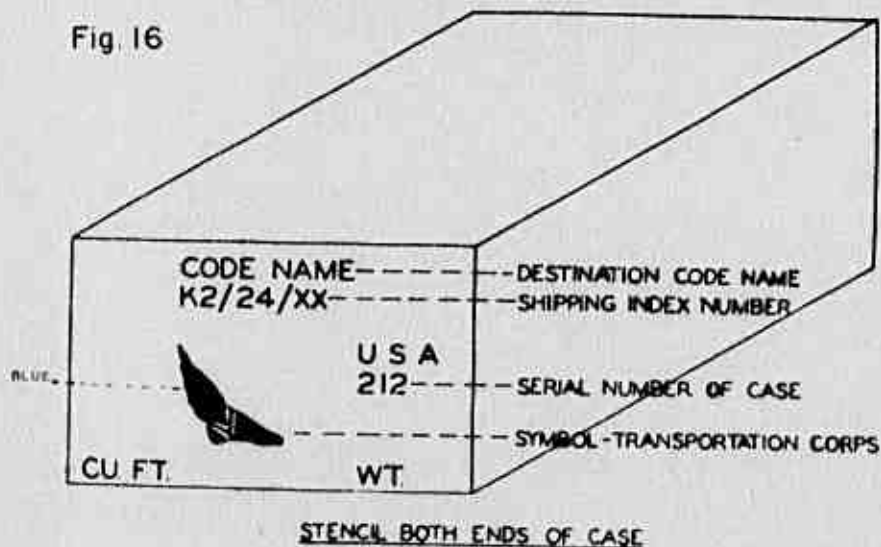
15



CONFIDENTIAL

BULK SUPPLIES AND EQUIPMENT -  
TRANSPORTATION CORPS

Fig. 16



1602