Declassified E.O. 12065 Section 3-402/NNDG NO. 785020

ACC 10000/120/5772 Q/1/6 Monthly Strength States Ration 1-51

Mar. 1944 - Oct. 1945

Declassified E.O. 12065 Section 3-402/NNDG NO. 785020

Strength States Ration 1-51

3441
3593

File

51

SECRET
By Auth. of
CG LFSC (MMIA)
Initials _____
Date: _____

SUBJECT: Ration Report

LAND FORCES SUB COMMISSION
A.C. (M. M. I. A.) R O M E
Q/1/6-22
31 October 1945

TO : CG PBS for Quartermaster (4)

1. In accordance with telegram Hq. MTOUSA, F 67245 dated 23 Nov. 44, and verbal instructions, the following report is submitted:

Appendix 'A' - Ration Strength

Appendix 'B' - Stock States of Italian Depots of U.S. origin only.

2. The above figures are compiled as of 20 Oct. 1945.

CLAYTON P. KERR, Colonel
for Major General
M. M. I. A.

TH./ri
Copy to: MMIA ST (2)
File

Declassified E.O. 12065 Section 3-402/NNDC No. 75020

1. In accordance with telegram Hq. MTOUSA, F 67245 dated 23 Nov. 44, and verbal instructions, the following report is submitted:

Appendix 'A' - Ration Strength

Appendix 'B' - Stock States of Italian Depots of U.S. origin only.

2. The above figures are compiled as of 20 Oct. 1945.

CLAYTON P. KERR, Colonel
for Major General
M. M. I. A.

TTR/ri
Copy to: MMIA ST (2)
File

3593

Declassified E.O. 12065 Section 3-402/NNDG NO. 785020

S E C R E T

Appendix 'A'
Ltr. Q/1/6-22
31 October 1945

Average ration strength of US-ITIs From 1 Oct. 45 to 20 Oct. 45. ----------	15,000
Average ration strength of ITI-ITIs From 1 Oct. 45 to 20 Oct. 45. ----------	120,000
Average ration strength of Italian Armed Forces fed by U.S. From 1 Oct. 45 to 20 Oct. 45.	135,000

S E C R E T

Declassified E.O. 12065 Section 3-402/NND NO. 785020

Average ration strength of US-ITIs From 1 Oct. 45 to 20 Oct. 45. ----------	15,000
Average ration strength of ITI-ITIs From 1 Oct. 45 to 20 Oct. 45. ----------	120,000
Average ration strength of Italian Armed Forces fed by U.S. From 1 Oct. 45 to 20 Oct. 45.	135,000

S E C R E T

Declassified E.O. 12065 Section 3-402/NNDG. NO. T25020

Declassified E.O. 12065 Section 3-402/NNDG NO. 785020

Appendix 'B'
Ltr. Q/1/6-22
31 Oct. 1945

STOCKS HELD IN ITALIAN DEPOTS AS OF 20 OCT. 45
QUANTITIES EXPRESSED NET POUNDS UNLESS OTHERWISE SHOWN
FIGURES BELOW REPRESENT STOCKS OF U.S. ORIGIN ONLY

ITEM	EAST	WEST	TOTAL
A	B	C	D
FLOUR	1,277,390	3,832,168	5,109,558
MACARONI	346,598	1,039,794	1,386,392
PRESERVED MEAT & FISH *	611,079	1,833,237	2,444,316
VEG. DRIED *	201,700	605,099	806,799
CHEESE	43,332	129,997	173,329
SUGAR	93,388	280,163	373,551
TOMATO CATSUP & PASTE	234,607	703,822	938,429
COFFEE	138,880	416,640	555,520
PEPPER	424	1,273	1,697
	ESTIMATED		
MEAT & FISH * (breakdown)			
Beef, corned	164,991	494,974	659,965
Hash, corned beef	152,770	458,309	611,079
Luncheon Meat	48,886	146,659	195,545
Salmon	97,773	293,318	391,091
Hash, Meat & Veg.	61,108	183,324	244,432
Sausage, vienna	85,551	256,653	342,204
VEGETABLES DRIED * (breakdown)			
Beans, Kidney dry	40,340	121,020	161,360
Beans, Lima dry	50,425	151,275	201,700
Beans, Navy dry	70,595	211,785	282,380
Peas, split	40,340	121,019	161,359

Declassified E.O. 12065 Section 3-402/NNDG NO. 785020

Appendix 'B'
Ltr. Q/1/6-22
31 Oct. 1945

HELD IN ITALIAN DEPOTS AS OF 20 OCT. 45
S EXPRESSED NET POUNDS UNLESS OTHERWISE SHOWN
BELOW REPRESENT STOCKS OF U.S. ORIGIN ONLY

EAST	WEST	TOTAL
B	C	D
1,277,390	3,832,168	5,109,558
346,598	1,039,794	1,386,392
611,079	1,833,237	2,444,316
201,700	605,099	806,799
43,332	129,997	173,329
93,388	280,163	373,551
234,607	703,822	938,429
138,880	416,640	555,520
424	1,273	1,697
ESTIMATED		
164,991	494,974	659,965
152,770	458,309	611,079
48,886	146,659	195,545
97,773	293,318	391,091
61,108	183,324	244,432
85,551	256,653	342,204
own)		
40,340	121,020	161,360
50,425	151,275	201,700
70,595	211,785	282,380
40,340	121,019	161,359

50

. . . . . .
. S E C R E T .
. By Auth. of .
. CG LFSC (MMIA) .
. Initials [illegible] .
. Date: [illegible] .
. . . . . .

SUBJECT: Ration Report

LAND FORCES SUB COMMISSION
A.C. (M. M. I. A.) R O M E
Q/1/6-21
3 October 1945

TO : CG PBS for Quartermaster (4)

1. In accordance with telegram Hq. MTOUSA, F 67245 dated 23 Nov. 44, and verbal instructions, the following report is submitted:

Appendix 'A' - Ration Strength

Appendix 'B' - Stock States of Italian Depots of U.S. origin only.

(a) Items released at Naples and Leghorn per memo from QM MTOUSA to QM PBS, dated 6 Sept. 45, included in totals.

2. The above figures are compiled as of 20 Sept. 1945.

CLAYTON P. KERR, Colonel
for Major General
M. M. I. A.

TTR/ri
Copy to: MMIA ST (2)
File

3390

Declassified E.O. 12065 Section 3-402/NNDG NO. 785020

Declassified E.O. 12065 Section 3-402/NNDG NO. 785020

Appendix 'A'
Ltr. Q/1/6-21
3 October 1945

Average ration strength of US-ITIs From 1 Sept. 45 to 20 Sept. 45.	-------	20,000
Average ration strength of ITI-ITIs From 1 Sept. 45 to 20 Sept. 45.	-------	115,000
Average ration strength of Italian Armed Forces fed by U.S. From 1 Sept. 45 to 20 Sept. 45.		135,000

Declassified E.O. 12065 Section 3-402/NNDG NO. 785020

Appendi
Ltr. Q/
3 Oct.

STOCKS HELD IN ITALIAN DEPOTS AS OF 20 SEPT. 45
QUANTITIES EXPRESSED NET POUNDS UNLESS OTHERWISE SHOWN
FIGURES BELOW REPRESENT STOCKS OF U.S. ORIGIN ONLY

ITEM	EAST	WEST	TOTAL
A	B	C	D
FLOUR	2,343,000	7,029,000	9,372,000
MACARONI	543,250	1,629,750	2,173,000
PRESERVED MEAT & FISH *	469,828	1,409,482	1,879,310
VEG. DRIED *	234,027	702,082	936,109
CHEESE	119,879	359,636	479,515
SUGAR	173,533	520,599	694,132
TOMATO CATSUP & PASTE	173,029	519,088	692,117
COFFEE	72,278	216,835	289,113
PEPPER	277	832	1,109
	ESTIMATED		
MEAT & FISH * (breakdown)			
Beef, corned	126,854	380,560	507,414
Hash, corned beef	117,457	352,371	469,828
Luncheon Meat	37,586	112,758	150,344
Salmon	75,172	225,517	300,689
Hash, Meat & Veg.	46,983	140,948	187,931
Sausage, vienna	65,776	197,328	263,104
VEGETABLES DRIED * (breakdown)			
Beans, Kidney dry	46,805	140,416	187,221
Beans, Lima dry	58,508	175,521	234,029
Beans, Navy dry	81,909	245,729	327,638
Peas, split	46,805	140,416	187,221

Note: Items released at Naples and Leghorn per memo from QM MTOUSA to QM PBS, dated 6 Sept. 45, included in totals.
Release of 5,000,000 lbs Flour on 31 Aug. 45 included in total.

Declassified E.O. 12065 Section 3-402/NNDG NO. 785020

Appendix 'B'
Ltr. Q/1/6-21
3 Oct. 1945

LS HELD IN ITALIAN DEPOTS AS OF 20 SEPT. 45
S EXPRESSED NET POUNDS UNLESS OTHERWISE SHOWN
BELOW REPRESENT STOCKS OF U.S. ORIGIN ONLY

	EAST	WEST	TOTAL
	B	C	D
	2,343,000	7,029,000	9,372,000
*	543,250	1,629,750	2,173,000
	469,828	1,409,482	1,879,310
	234,027	702,082	936,109
	119,879	359,636	479,515
	173,533	520,599	694,132
	173,029	519,088	692,117
	72,278	216,835	289,113
	277	832	1,109
	ESTIMATED		
own)			
	126,854	380,560	507,414
	117,457	352,371	469,828
	37,586	112,758	150,344
	75,172	225,517	300,689
	46,983	140,948	187,931
	65,776	197,328	263,104
reakdown)			
	46,805	140,416	187,221
	58,508	175,521	234,029
	81,909	245,729	327,638
	46,805	140,416	187,221

s released at Naples and Leghorn per memo from
POUSA to QM PBS, dated 6 Sept. 45, included in totals.
ase of 5,000,000 lbs Flour on 31 Aug. 45 included in total.

Declassified E.O. 12065 Section 3-402/NNDG NO. 785020

1/6 OPB

~~do not use - To be cancelled~~

49

Release of Subsistence to Italian Military, MMIA

1. QM MTOUSA QM PBS 6 Sept. 1945

1. Request the following items, quantities expressed in net pounds, be released to Italian Military, MMIA, at the place indicated:

ITEM	NAPLES	LEGHORN
Hash, Corned Beef		122,600
Hash, Meat and Vegetable		250,000
Salmon		50,000 (4,22,600)
Beans, dry, Kidney	54,000	50,000
Beans, dry, Pinto	100,000	50,000
Peas, dry		100,000
Cheese		108,705
Sugar		66,100
Tomato catsup		4,700
Coffee, green bean	57,223	57,500

2. MMIA will be responsible for accounting. Request this headquarters be notified when above action is accomplished.

JEM/ib

cc: Lt. Col. Rose, ✓
MMIA

J. M. LAMONT
Colonel, QMC
Chief Quartermaster

This is okay

94,773
82,368
177,141

86%

177,141) 82,3680

94,773) 82,3680
758184
65496
568638

Declassified E.O. 12065 Section 3-402/NNDG NO. 785020

48

SUBJECT: Rations for Italian Military

LAND FORCES SUB COMMISSION
A.C. (M. M. I. A.) R O M E
Q/1/6-20
10 September 1945

TO : Quartermaster,
MTOUSA

1. This cancels our Q/1/6-19 of 3 Sep 45, subject as above.

2. We are attaching hereto recapitulation showing stock balances on hand as of 20 August 1945, our requirements based on an estimated strength of 120,000 through 30 Sep 45, through 31 Oct 45, and through 30 Nov 45 based on an estimated strength of 120,000.

3. Request that figures shown in column (g) be released from U.S. depots to Italian depots as per columns (h) and (i).

4. Items released per memo from QM MTOUSA to QM PBS, dated 13 Aug 45, have been included in totals - (column b).

Tommy Rose
TOMMY T. ROSE, Lt. Col.
for Major General
M. M. I. A.

TTR/ri
Copy to: ST Section, MMIA
1 Incl: - Recapitulation showing stock balances.

Cancel

WD

3583

Declassified E.O. 12065 Section 3-402/NNDG NO. 785020

Rations in Italian Depots

Item (a)	On Hand as of 20 Aug. 45 (b)	Requirement thru 30 Sep. 120,000 str. (c)	Requirement thru 31 Oct. 120,000 str. (d)	Requirement thru 30 Nov. 120,000 str. (e)	Total Requirement (f)	Balance re-quired to Commitment (g)
Flour & Biscuits	6,863,000	4,612,500	3,487,500	3,375,000	11,475,000	+ 4,612,0[illegible]
Macaroni - 4 oz. (1 oz substitute for Rice)	2,102,932	1,250,000	950,000	900,000	3,060,000	++ 957,0[illegible]
Pres. Meat & Fish	1,197,400	922,500	697,500	675,000	2,295,000	1,097,6[illegible]
Veg. Dried	725,100	615,000	465,000	450,000	1,530,000	804,9[illegible]
Cheese	431,295	307,500	232,500	225,000	765,000	333,70[illegible]
Sugar	473,900	307,500	232,500	225,000	765,000	291,10[illegible]
Tomato Catsup	265,300	153,750	116,250	112,500	382,500	117,20[illegible]
Coffee	197,652	153,750	116,250	112,500	382,500	184,84[illegible]
Pepper	1,394	1,538	1,163	1,125	3,826	2,432

\+ Not necessary to release this amount of flour, as 5,000,000 pounds have already been released to apply against this commitment.

++ Flour will be issued in lieu of Macaroni. See not above.

Note: Above figures in net pounds.

#

Declassified E.O. 12065 Section 3-402/NNDG NO. 785020

Rations in Italian Depots

...quirement ...u 30 Sep. ...,000 str. (c)	Requirement thru 31 Oct. 120,000 str. (d)	Requirement thru 30 Nov. 120,000 str. (e)	Total Requirement (f)	Balance required to meet Commitment (g)	Balance at Leghorn (h)	Balance at Naples (i)
...612,500	3,487,500	3,375,000	11,475,000	* 4,622,000		
...,250,000	950,000	900,000	3,060,000	** 957,068		
922,500	697,500	675,000	2,295,000	1,097,600	506,300	591,300
615,000	465,000	450,000	1,530,000	804,900	337,500	467,400
307,500	232,500	225,000	765,000	333,705	168,800	164,905
307,500	232,500	225,000	765,000	291,100	168,800	122,300
153,750	116,250	112,500	382,500	117,200	84,400	32,800
153,750	116,250	112,500	382,500	194,868	84,400	110,468
1,538	1,163	1,125	3,826	2,432	844	1,588

...this amount of flour, as 5,000,000 pounds have already been ... this commitment.

...ieu of Macaroni. See not above.

...ns.

Declassified E.O. 12065 Section 3-402/NNDG NO. 785020

47

SUBJECT: Rations for Italian Military

LAND FORCES SUB COMMISSION
A.C. (M. M. I. A.) R O M E
Q/1/6-19
3 September 1945

TO : Quartermaster,
MTOUSA

1. We are attaching hereto recapitulation showing stock balances on hand as of 20 August 1945, our requirements based on an estimated strength of 120,000 through 30 September 1945, and also our requirements through ~~31 October~~ 30 November 1945 based on an estimated strength of 120,000.

2. Request that figures shown in column (~~f~~ g) be released from U.S. depots to Italian depots as per columns (~~g~~ h) and (~~h~~ i).

3. Items released per memo from QM MTOUSA to QM PBS, dated 13 Aug. 45, have been included in totals - (column b).

TOMMY T. ROSE, Lt. Col.
for Major General
M. M. I. A.

TTR/ri
Copy to: ST Section, MMIA.
1 Incl: - Recapitulation showing stock balances.

OK
See 48 3584

Declassified E.O. 12065 Section 3-402/NNDG NO. 785020

Rations in Italian Depots

Item (a)	On Hand as of 20 Aug. 45 (b)	Requirement thru 30 Sep. 120,000 str. (c)	Requirement thru 31 Oct. 120,000 str. (d)	Total Requirement (e)	Balan quire Commit (
Flour & Biscuits	6,863,000	4,612,500	3,487,500	8,100,000	+ 1,2
Macaroni - 4 oz. (1 oz substitute for Rice)	2,102,932	1,230,000	930,000	2,160,000	++
Pres. Meat & Fish	1,197,400	922,500	697,500	1,620,000	4
Veg. Dried	725,100	615,000	465,000	1,080,000	3
Cheese	431,295	307,500	232,500	540,000	1
Sugar	473,900	307,500	232,500	540,000	
Tomato Catsup	265,300	153,750	116,250	270,000	
Coffee	187,632	153,750	116,250	270,000	
Pepper	1,394	1,538	1,163	2,701	

\+ Not necessary to release this amount of flour, as 5,000,000 pounds have already been released to apply against this commitment.

++ Flour will be issued in lieu of Macaroni. See note above.

Declassified E.O. 12065 Section 3-402/NNDG NO. 785020

Rations in Italian Depots

On Hand as of 20 Aug. 45 (b)	Requirement thru 30 Sep. 120,000 str. (c)	Requirement thru 31 Oct. 120,000 str. (d)	Total Requirement (e)	Balance required to meet Commitment (f)	Release at Leghorn (g)	Release at Naples (h)
6,863,000	4,612,500	3,487,500	8,100,000	+ 1,237,000		
2,102,932	1,230,000	930,000	2,160,000	++ 57,068		
1,197,400	922,500	697,500	1,620,000	422,600	422,600	
725,100	615,000	465,000	1,080,000	354,900	200,000	154,900
431,295	307,500	232,500	540,000	108,705	108,705	
473,900	307,500	232,500	540,000	66,100	66,100	
265,300	153,750	116,250	270,000	4,700	4,700	
187,632	153,750	116,250	270,000	82,368	50,000	32,368
1,394	1,538	1,163	2,701	1,307	500	807

se this amount of flour, as 5,000,000 pounds have already been
nst this commitment.

n lieu of Macaroni. See note above.

Declassified E.O. 12065 Section 3-402/NNDG NO. 795020

46

SECRET
By Auth. of
CG LFSC (MMIA)
Initials _____
Date: _____

SUBJECT: Ration Report

LAND FORCES SUB COMMISSION
A.C. (M. M. I. A.) R O M E
Q/1/6-18
31 August 1945

TO : G-4 (A), AFHQ (4)

1. In accordance with telegram your headquarters F 67245 dated 23 Nov. 44, the following report is submitted:

Appendix 'A' - Ration Strength

Appendix 'B' - Stock States of Italian Depots of U.S. origin only.

(a) Items released at Naples and Leghorn per memo from QM MTOUSA to QM PBS, dated 13 Aug. 45, included in totals.

2. The above figures are compiled as of 20 Aug. 1945.

CLAYTON P. KERR, Colonel
for Major General
M. M. I. A.

TTR/ri
Copy to: CG MTOUSA (4)
MMIA ST (2)
File

Declassified E.O. 12065 Section 3-402/NNDG NO. 785020

SECRET

Appendix 'A'
Ltr. Q/1/6-18
31 August 1945

Average ration strength of US-ITIs From 1 Aug. 45 to 20 Aug. 45.	-----	32,000
Average ration strength of ITI-ITIs From 1 Aug. 45 to 20 Aug. 45.	-----	120,000
Average ration strength of Italian Armed Forces fed by U.S. From 1 Aug. 45 to 20 Aug. 45.		152,000

SECRET

Appendix 'B'
Ltr. Q/1/6-18
31 Aug. 1945

3581

STOCKS HELD IN ITALIAN DEPOTS AS OF 20 AUG. 45
QUANTITIES EXPRESSED NET POUNDS UNLESS OTHERWISE SHOWN
FIGURES BELOW REPRESENT STOCKS OF U.S. ORIGIN ONLY

ITEM	EAST	WEST	TOTAL
A	B	C	D
FLOUR	1,715,750	5,147,250	6,863,000
MACARONI	525,733	1,577,199	2,102,932
PRESERVED MEAT & FISH *	299,350	898,050	1,197,400
VEG. DRIED *	181,275	543,825	725,100
CHEESE	107,824	323,471	431,295
SUGAR	118,475	355,425	473,900
TOMATO CATSUP & PASTE	66,325	198,975	265,300
COFFEE	46,908	140,724	187,632
PEPPER	349	1,045	1,394
	ESTIMATED		
MEAT & FISH * (breakdown)			
Beef, corned	80,825	242,473	323,298
Hash, corned beef	74,837	224,513	299,350
Luncheon Meat	23,948	71,844	95,792
Salmon or Mackerel	47,896	143,688	191,584
Sausage, pork	29,935	89,805	119,740
Sausage, vienna	41,909	125,727	167,636
VEGETABLES DRIED * (breakdown)			
Beans, Kidney dry	36,255	108,765	145,020
Beans, Lima dry	45,319	135,956	181,275
Beans, Navy dry	63,446	190,339	253,785
Peas, split	36,255	108,765	145,020

Note: Items released at Naples and Leghorn per memo from QM MTOUSA to QM PBS, dated 13 Aug. 45, included in totals.

Declassified E.O. 12065 Section 3-402/NND NO. 785020

Declassified E.O. 12065 Section 3-402/NNDG NO. 785020

45

SUBJECT: Rations for Italian Military

LAND FORCES SUB COMMISSION
A.C. (M. M. I. A.) R O M E
Q/1/6-17
6 August 1945

TO : Quartermaster,
MTOUSA

1. We are attaching hereto recapitulation showing stock balances on hand as of 20 July 1945, our requirements based on an estimated strength of 120,000 through 31 August 1945, and also our requirements through 30 September 1945 based on an estimated strength of 120,000.

2. Request that figures shown in column (f) be released from U.S. depots to Italian depots as per columns (g) and (h).

3. Items released at Leghorn on AFHQ Signal C 7548 dated 24 July 1945 have been included in totals (column (b)).

Tommy T. Rose
TOMMY T. ROSE, Lt. Col.
for Major General
M. M. I. A.

TTR/rl
Copy to: ST Section, MMIA.
1 Incl: - Recapitulation showing stock balances.

Declassified E.O. 12065 Section 3-402/NNDG NO. 785020

Rations in Italian Depots

Item (a)	On Hand as of 20 July 45 (b)	Requirement thru 31 Aug. 120,000 str. (c)	Requirement thru 30 Sep. 120,000 str. (d)	Total Requirement (e)	Balance required to meet Commitment (f)
Flour & Biscuits	6,995,000	4,725,000	3,375,000	3,100,000	1,105,000
Macaroni - 4 oz. (1 oz substitute for Rice)	2,260,000	1,260,000	900,000	2,160,000	NIL
Pres. Meat & Fish	1,699,000	945,000	675,000	1,620,000	NIL
Veg. Dried	835,000	630,000	450,000	1,080,000	245,000
Cheese	441,000	315,000	225,000	540,000	99,000
Sugar	489,900	315,000	225,000	540,000	54,100
Tomato Catsup	266,500	157,500	112,500	270,000	3,500
Coffee	271,600	157,500	112,500	270,000	NIL
Pepper	1,435	1,575	1,125	2,700	1,265

Above figures in net pounds.

Declassified E.O. 12065 Section 3-402/NNDG NO. 785020

Rations in Italian Depots

Requirement thru 31 Aug. 120,000 str. (c)	Requirement thru 30 Sep. 120,000 str. (d)	Total Requirement (e)	Balance required to meet Commitment (f)	Release at Leghorn (g)	Release at Naples (h)
4,725,000	3,375,000	8,100,000	1,105,000	1,105,000	NIL
1,260,000	900,000	2,160,000	NIL		
945,000	675,000	1,620,000	NIL		
630,000	450,000	1,080,000	245,000	13,750	231,250
315,000	225,000	540,000	99,000	58,460	40,540
315,000	225,000	540,000	54,100	54,100	NIL
157,500	112,500	270,000	3,500	3,500	NIL
157,500	112,500	270,000	NIL		
1,575	1,125	2,700	1,265	529	736

[illegible] net pounds.

Declassified E.O. 12065 Section 3-402/NNDG NO. 785020

Col. Rose to see 2/8

RHR/wfb

HEADQUARTERS
MEDITERRANEAN THEATER OF OPERATIONS
UNITED STATES ARMY
APO 512

44

AG 319.1/856 C-O

29 July 1945

SUBJECT: Strength of US-ITI Units

TO: All Concerned

Monthly report, subject as above, submitted to this headquarters per VOCG will be discontinued effective 15 September 1945.

BY COMMAND OF GENERAL MCNARNEY:

Barrett C. Wolin
BARRETT C. WOLIN
Lt Colonel, AGD
Asst Adjutant General

1 AUG 1945

DISTRIBUTION:
"X"
1 - G-3
1 - QM
1 - AG Ops

"A" Distr 2 Aug 45

AO

G
Q
A

Declassified E.O. 12065 Section 3-402/NNDC NO. 785020

. . . . . .
. S E C R E T .
. By Auth. of .
. CG LFSC (MMIA) .
. Initials [illegible] .
. Date: [illegible] .
. . . . . .

SUBJECT: Ration Report

LAND FORCES SUB COMMISSION
A.C. (M. M. I. A.) R O M E
Q/1/6-16
31 July 1945

TO : G-4 (A), AFHQ (4)

1. In accordance with telegram your headquarters F 67245 dated 23 Nov. 44, the following report is submitted:

Appendix 'A' - Ration Strength

Appendix 'B' - Stock States of Italian Depots of U.S. origin only.

(a) Items released at Leghorn on AFHQ Signal C 7548 dated 24 July 45, included in totals.

2. The above figures are compiled as of 20 July 1945.

CLAYTON P. KERR, Colonel
for Major General
M. M. I. A.

EPZ/ri
Copy to: CG LTOUSA (4)
MMIA ST (2)
File (2)

3376

Declassified E.O. 12065 Section 3-402/NNDG NO. 785020

Appendix 'A'
Ltr. 9/1/6-16
31 July 1945

Average ration strength of US-ITIs From 1 July 45 to 20 July 45.	-----	52,000
Average ration strength of ITI-ITIs From 1 July 45 to 20 July 45.	-----	120,000
Average ration strength of Italian Armed Forces fed by U.S. From 1 July 45 to 20 July 45.		172,000

Appendix 'B'
Ltr. Q/1/6-16
31 July 1945

STOCKS HELD IN ITALIAN DEPOTS AS OF 20 JULY 45
QUANTITIES EXPRESSED NET POUNDS UNLESS OTHERWISE SHOWN
FIGURES BELOW REPRESENT STOCKS OF U.S. ORIGIN ONLY
ITEMS RELEASED AT LEGHORN ON AFHQ SIGNAL C 7584 INCLUDED IN TOTALS

ITEM	EAST	WEST	TOTAL
A	B	C	D
FLOUR	1,748,750	5,246,250	6,995,000
MACARONI	565,000	1,695,000	2,260,000
PRESERVED MEAT & FISH *	424,750	1,274,250	1,699,000
VEG. DEHYDRATED *	73,326	219,976	293,302
VEG. DRIED *	208,750	626,250	835,000
CHEESE	110,250	330,750	441,000
SUGAR	121,475	364,425	485,900
TOMATO CATSUP & PASTE	66,625	199,875	266,500
COFFEE	67,900	203,700	271,600
PEPPER	359	1,075	1,434
	ESTIMATED		
MEAT & FISH * (breakdown)			
Beef, corned	114,683	344,048	458,731
Hash, corned beef	106,187	318,562	424,749
Luncheon Meat	33,980	101,940	135,920
Salmon or Mackerel	67,960	203,880	271,840
Sausage, pork	42,475	127,425	169,900
Sausage, vienna	59,465	178,395	237,860
VEGETABLES DEHYDRATED * (breakdown)			
Beets, Julienne	14,665	43,995	58,660
Carrots	18,332	54,994	73,326
Potatoes, Julienne	40,329	120,987	161,316
VEGETABLES DRIED * (breakdown)			
Beans, Kidney dry	41,750	125,250	167,000
Beans, Lima dry	52,188	156,562	208,750
Beans, Navy dry	73,062	219,188	292,250
Peas, split	41,750	125,250	167,000

Declassified E.O. 12065 Section 3-402/NND NO. 785020

Declassified E.O. 12065 Section 3-402/NNDG NO. 785020

FILE

116

SITUAZIONE FORZA VETTOVAGLIATA ALLA DATA DEL ...9.5.194

SETTORI	R.ESERCITO				R.MARINA	R.AERONAUT	
	CC.RR.	ITI-ITI	BR-ITI	US-ITI		BR-ITI	U
VENETO	1.331	651	13.629	3.500			
SICILIA	8.400	10.416			4.839	1.156	
SARDEGNA	3.176	7.425	120	4.969	4.803	1.935	
CALABRIA	2.842	1.786	207	683	198	158	
TARANTO	828	4.029	1.742	241	37.933	4.986	
NAPOLI	3.910	10.886	11.720	28.477	10.945	1.924	
BARI	1.475	6.267	11.081	2.077	2.438	8.120	4.
ROMA	10.356	13.553	20.700	4.208	1.750	5.330	1.
FIRENZE	7.342	5.926	26.868	25.846	521		
ORTONA	2.220	413	467		280		
EMILIA	2.238	5.625	37.050				
MARCHE	2.505	1.104	11.459	5.148	528		
LOMBARDIA	1.500		9.623	4.112			
TOTALI	48.123	68.075	144.666	79.261	64.235	23.609	6.2

Declassified E.O. 12065 Section 3-402/NNDG NO. 785020

116

SITUAZIONE FORZA VETTOVAGLIATA ALLA DATA DEL ...9.5.1945.....

R.	R. ESERCITO ITI-ITI	R. ESERCITO BR-ITI	R. ESERCITO US-ITI	R. MARINA	R. AERONAUTICA BR-ITI	R. AERONAUTICA US-ITI	TOTALE
31	651	13.629	3.500				19.111
00	10.416			4.839	1.156	119	24.930
76	7.425	120	4.969	4.803	1.935		22.428
42	1.786	207	683	198	158		5.874
28	4.029	1.742	241	37.933	4.986	555	50.314
10	10.880	11.720	28.477	10.945	1.924		67.856
75	6.267	11.081	2.077	2.438	8.120	4.482	35.940
56	13.553	20.700	4.208	1.750	5.330	1.088	56.985
2	5.926	26.868	25.846	521			66.503
0	413	467		280			3.380
8	5.625	37.050					44.913
5	1.104	11.459	5.148	528			20.744
0		9.623	4.112				15.235
3	68.075	144.666	79.261	64.235	23.609	6.244	434.213

Declassified E.O. 12065 Section 3-402/NNDG NO. 785020

SUBJECT: Rations for Italian Military

LAND FORCES SUB COMMISSION
A.C. (M. M. I. A.) R O M E
Q/1/6-15
10 July 1945

TO : Quartermaster, MTOUSA

1. We are attaching hereto recapitulation showing stock balances on hand as of 20 June 1945, our requirements based on an estimated strength of 124,000 through 31 July 1945 and also requirements through 31 August based on an estimated strength of 124,000.

2. Request that figures shown in column (f) be released from U.S. depots to Italian depots at Bari and Naples on the basis of 75% Naples and 25% to Bari.

TOMMY T. ROSE, Lt. Col.
for Major General
M. M. I. A.

RPZ/ri
Copy to: ST Section MMIA
1 Incl: Recapitulation showing stock balance.

3572

Rations in Italian Depots

Item (a)	On Hand as of 20 June 45 (b)	Requirement thru 31 July 124,000 str. (c)	Requirement thru 31 Aug. 124,000 str. (d)	Total Requirement (e)	Balance required to meet Commitment (f)
Flour & Biscuits	6,766,250	4,766,250	3,603,750	8,370,000	1,603,750
Macaroni - 4 oz. (1 oz substitute for Rice)	2,560,000	1,271,000	961,000	2,232,000	Nil
Pres. Meat & Fish	1,607,133	953,250	720,750	1,674,000	66,867
Veg. Dehyd.	418,302	317,750	240,250	558,000	139,698
Veg. Dried	716,316	635,500	480,500	1,116,000	399,684
Cheese	410,517	317,750	240,250	558,000	147,483
Sugar	517,629	317,750	240,250	558,000	40,371
Tomato Catsup	198,175	158,875	120,125	279,000	80,825
Coffee	201,714	158,875	120,125	279,000	77,286
Pepper	1,567	1,589	1,201	2,790	1,223

Above figures in net pounds.

Declassified E.O. 12065 Section 3-402/NNDG NO. 785020

Declassified E.O. 12065 Section 3-402/NNDC NO. 785020

116 40

SECRET
By Auth. of
CG LESC (MMIA)
Initials [illegible]
Date: [illegible]

SUBJECT: Ration Report

IAFF FORCES SUB COMMISSION
A.C. (M. M. I. A.) R O M E
0/1/6.4
29 June 1945

TO : G-4 (A), AFHQ (A)

1. In accordance with telegram your headquarters F 67245 dated 23 Nov. 44, the following report is submitted.

Appendix 'A' - Ration Strength

Appendix 'B' - Stock States of Italian Depots of U.S. origin only

2. The above figures are compiled as of 29 June 1945.

CLAYTON P. KERR, Colonel
for Major General
M. M. I. A.

EPZ/ri
Copy to: CG MTOUSA (4)
MMIA ST (2)
File (2)

Declassified E.O. 12065 Section 3-402/NNDG NO. 785020

Appendix "A"
Ltr. G/1/6-14
29 June 1945

Average ration strength of US-ITIs From 1 June 45 to 20 June 45.	-----	27,000
Average ration strength of ITI-ITIs From 1 June 45 to 20 June 45.	-----	122,000
Average ration strength of Italian Armed Forces fed by U.S. From 1 June 45 to 20 June 45.		209,000

Appendix 'B'
Ltr. Q/1/6-14
29 June 45

STOCKS HELD IN ITALIAN DEPOTS AS OF 20 JUNE 45
QUANTITIES EXPRESSED NET POUNDS UNLESS OTHERWISE SHOWN
FIGURES BELOW REPRESENT STOCKS OF U.S. ORIGIN ONLY

ITEM	EAST	WEST	TOTAL
A	B	C	D
FLOUR	1,353,250	5,413,000	6,766,250
MACARONI	768,000	1,792,000	2,560,000
PRESERVED MEAT & FISH *	401,783	1,205,350	1,607,133
VEG. DEHYDRATED *	146,406	271,896	418,302
VEG. DRIED *	179,079	537,237	716,316
CHEESE	164,207	246,310	410,517
SUGAR	181,170	336,459	517,629
TOMATO CATSUP AND PASTE	89,179	108,996	198,175
COFFEE	60,514	141,200	201,714
PEPPER	313	1,254	1,567
ESTIMATED			
MEAT & FISH * (breakdown)			
Beef, corned	108,481	325,445	433,926
Hash, corned beef	100,446	301,337	401,783
Luncheon Meat	32,143	96,428	128,571
Salmon or Mackerel	64,285	192,856	257,141
Sausage, pork	40,178	120,535	160,713
Sausage, vienne	56,250	168,749	224,999
VEGETABLES DEHYDRATED * (breakdown)			
Beets, Julienne	29,281	54,379	83,660
Carrots	36,602	67,974	104,576
Potatoes, Julienne	80,523	149,543	230,066
VEGETABLES DRIED * (breakdown)			
Beans, Kidney dry	35,816	107,447	143,263
Beans, Lima dry	44,770	134,309	179,079
Beans, Navy dry	62,677	188,034	250,711
Peas, split	35,816	107,447	143,263

Declassified E.O. 12065 Section 3-402/NNDG No. 785020

Declassified E.O. 12065 Section 3-402/NNDG NO. 785020

39

SUBJECT: Rations for Italian Military.

File

LAND FORCES SUB COMMISSION
A.C. (M. M. I. A.) R O M E
Q/1/6-13
5 June 1945

TO : Quartermaster,
MTOUSA

1. We are attaching hereto recapitulation showing stock balances on hand as of 20 May 1945, our requirements based on an estimated strength of 124,000 through 30 June 1945, and also our requirements through 31 July 1945 based on an estimated strength of 124,000.

2. Request that figures shown in column (f) be released from U.S. depots to Italian depots at Bari and Naples on the basis of 75% Naples, and 25% to Bari.

Tommy T. Rose

TOMMY T. ROSE, Lt. Col.
for Major General
M. M. I. A.

TTR/ri
Copy to: ST Section MMIA
1 Incl. - Recapitulation showing stock balances.

Rations in Italian Depots

Item (a)	On Hand as of 20 May 45 (b)	Requirement thru 30 June 124,000 str. (c)	Requirement thru 31 July 124,000 str. (d)	Total Requirement (e)	Balance required to meet Commitment (f)
Flour & Biscuits	4,645,878	4,766,250	3,603,750	8,370,000	3,724,122
Macaroni - 4 oz. (1 oz substitute for Rice)	2,878,657	1,271,000	961,000	2,232,000	Nil
Pres. Meat & Fish	954,148	953,250	720,750	1,674,000	719,852
Veg. Dehyd.	318,155	317,750	240,250	558,000	239,845
Veg. Dried	743,125	635,500	480,500	1,116,000	372,875
Cheese	315,686	317,750	240,250	558,000	242,314
Sugar	318,357	317,750	240,250	558,000	239,643
Rice	Nil	Nil	Nil	Nil	Nil
Tomato Catsup	186,675	158,875	120,125	279,000	92,325
Coffee	207,353	158,875	120,125	279,000	71,647
Pepper	2,153	1,589	1,201	2,790	637

Above figures in net pounds.

Declassified E.O. 12065 Section 3-402/NNDG NO. 785020

Declassified E.O. 12065 Section 3-402/NNDG NO. 785020

38

. . . . . .
. S E C R E T .
. By Auth. of .
. CG LFSC (MMIA) .
. Initials .
. Date: 31 May 1945 .
. . . . . .

SUBJECT: Ration Report

LAND FORCES SUB COMMISSION
A.C. (M. M. I. A.) R O M E
Q/1/6-12
31 May 1945

TO : G-4 (A), AFHQ (4)

1. In accordance with telegram your headquarters F 67245 dated 23 Nov. 44, the following report is submitted.

Appendix 'A' - Ration Strength

Appendix 'B' - Stock States of Italian Depots of U.S. origin only

Appendix 'C' - Estimated Distribution of Ceiling Strength of Italian Armed Forces.

2. The above figures are compiled as of 20 May 1945.

CLAYTON P. KERR, Colonel
for Major General
M. M. I. A.

EPZ/ri
Copy to: CG MTOUSA (4)
MMIA ST (2)
File (2)

STOCKS HELD IN ITALIAN DEPOTS AS OF 20 MAY 45
QUANTITIES EXPRESSED IN NET POUNDS UNLESS OTHERWISE SHOWN
FIGURES BELOW REPRESENT STOCKS OF U.S. ORIGIN ONLY

ITEM	EAST	WEST	TOTAL
A	B	C	D
FLOUR	1,161,470	3,484,408	4,645,878
MACARONI	1,554,475	1,324,182	2,878,657
PRESERVED MEAT & FISH *	286,244	667,904	954,148
VEG. DEHYDRATED *	174,985	143,170	318,155
VEG. DRIED *	185,781	557,344	743,125
CHEESE	126,274	189,412	315,686
SUGAR	175,096	143,261	318,357
RICE	Nil	Nil	Nil
TOMATO CATSUP AND PASTE	91,471	95,204	186,675
COFFEE	64,279	143,074	207,353
PEPPER	431	1,722	2,153

ESTIMATED

MEAT & FISH * (breakdown)			
Beef, corned	77,286	180,334	257,620
Hash, corned beef	71,560	166,977	238,537
Luncheon Meat	22,900	53,432	76,332
Salmon or Mackerel	45,799	108,865	152,664
Sausage, pork	28,625	66,790	95,415
Sausage, vienna	40,074	93,506	133,580
VEGETABLES DEHYDRATED* (breakdown)			
Beets, Julienne	34,997	28,634	63,631
Carrots	43,746	35,793	79,539
Potatoes, Julienne	96,242	78,743	174,985
VEGETABLES DRIED * (breakdown)			
Beans, Kidney dry	37,156	111,469	148,625
Beans, Lima dry	46,445	139,336	185,781
Beans, Navy dry	65,024	195,070	260,094
Peas, split	37,156	111,469	148,625

Declassified E.O. 12065 Section 3-402/NND NO. 785020

Declassified E.O. 12065 Section 3-402/NNDG NO. 785020

3564

S E C R E T

Appendix 'A'
Ltr. Q/1/G-12
31 May 1945

Average ration strength of US-ITIs From 1 May 45 to 20 May 45.	-----	87,000
Average ration strength of ITI-ITIs From 1 May 45 to 20 May 45.	-----	122,000
Average ration strength of Italian Armed Forces fed by U.S. From 1 May 45 to 20 May 45.		209,000

S E C R E T

S E C R E T

Appendix "C"
Ltr. G/1/6-12
31 May 1945

DISTRIBUTION OF CEILING STRENGTH
OF ITALIAN ARMED FORCES
(ARMY, AIR FORCE, CCRR)
(ESTIMATED)

	ITI-ITI	US-ITI	BR-ITI	CCRR	TOTAL
1. Mainland EAST Coast	17,620	8,500	96,850	20,346	143,316
2. Mainland WEST Coast	36,330	76,500	83,150	22,597	223,577
3. SARDINIA	5,050			3,543	8,593
4. SICILY	10,000			8,514	18,514
5. CORSICA		5,000			5,000 *
6. TOTAL	69,000	90,000	185,000	55,000	399,000

* Shipped to France.

S E C R E T

Declassified E.O. 12065 Section 3-402/NNDG NO. 785020

Declassified E.O. 12065 Section 3-402/NNDG NO. 785020

37

SECRET
By Auth. of
CG LFSC (MMIA)
Initials: [illegible]
Date: 20 Apr 1945

SUBJECT: Ration Report

LAND FORCES SUB COMMISSION
A.C. (M. M. I. A.) R O M E
Q/1/6-11
28 April 1945

TO: G-4 (A), ATHQ (4)

1. In accordance with telegram your headquarters F 67245 dated 23 Nov. 44, the following report is submitted.

Appendix 'A' - Ration Strength

Appendix 'B' - Stock States of Italian Depots

Appendix 'C' - Estimated Distribution of Ceiling Strength of Italian Armed Forces.

2. The above figures are compiled as of 20 April 45.

3. Releases to U.S. for the period covered by this report, Appendix 'B', have been deducted.

CLAYTON P. KERR, Colonel
for Major General
M. M. I. A.

EPZ/ri
Copy to: CG MTOUSA (4)
MMIA ST (2)
File (2)
S.D.

3062

Appendix 'A'
Ltr. Q/1/6-11
28 Apr. 1945

Average ration strength of US-ITIs From 1 Apr. 45 to 20 Apr. 45.	-----	87,000
Average ration strength of ITI-ITIs From 1 Apr. 45 to 20 Apr. 45.	-----	122,000
Average ration strength of Italian Armed Forces fed by U.S. From 1 Apr. 45 to 20 Apr. 45.		209,000

Declassified E.O. 12065 Section 3-402/NND NO. 785020

STOCKS HELD IN ITALIAN DEPOTS AS OF 20 APRIL 45
QUANTITIES EXPRESSED NET POUNDS UNLESS OTHERWISE SHOWN
FIGURES BELOW REPRESENT STOCKS OF U.S ORIGIN ONLY

Appendix 'B'
Ltr. G/1/6-11

3601

ITEM	EAST	WEST	TOTAL
A	B	C	D
SEMOLINA FLOUR			Nil
FLOUR			Nil
MACARONI	1,931,125	1,645,032	3,576,157
PRESERVED MEAT & FISH *	272,431	578,918	851,349
VEG. DEHYDRATED *	210,942	152,752	363,694
DRIED VEG. *	208,396	659,919	868,315
CHEESE	124,921	179,765	304,686
SUGAR	194,216	158,904	353,120
RICE	116,552	299,706	416,258
TOMATO CATSUP AND PASTE	94,213	98,059	192,272
COFFEE	60,174	133,935	194,109
PEPPER	364	1,460	1,824
		ESTIMATED TOTALS	
MEAT & FISH * (breakdown)			
Beef, corned	73,557	156,308	229,865
Has, corned beef	68,108	144,729	212,837
Luncheon Meat	21,795	46,313	68,108
Salmon or Macherel	43,589	92,627	136,216
Sausage, pork	27,243	57,892	85,135
Sausage, vienna	38,140	81,048	119,188
VEGETABLES DEHYDRATEI * (breakdown)			
Beets, Julienne	42,189	30,550	72,739
Carrots	52,736	38,188	90,924
Potatoes, Julienne	116,018	84,013	200,031
VEGETABLES DRIED * (breakdown)			
Beans, Kidney dry	41,679	131,984	173,663
Beans, Lima dry	52,099	164,980	217,079
Beans, Navy dry	72,939	230,972	303,911
Peas, split	41,679	131,983	173,662

Declassified E.O. 12065 Section 3-402/NND NO. 785026

S E C R E T

Appendix 'C'
Ltr. Q/1/6-11
28 April 1945

DISTRIBUTION OF CEILING STRENGTH
OF ITALIAN ARMED FORCES
(ARMY, AIR FORCE, CCRR)
(ESTIMATED)

	ITI-ITI	US-ITI	BR-ITI	CCRR	TOTAL
1. Mainland EAST Coast	17,620	8,500	96,850	20,346	143,316
2. Mainland WEST Coast	36,330	76,500	88,150	22,597	223,577
3. SARDINIA	5,050			3,543	8,593
4. SICILY	10,000			8,514	18,514
5. CORSICA		5,000			5,000 *
6. TOTAL	69,000	90,000	185,000	55,000	399,000

* Process of being moved to France.

S E C R E T

Declassified E.O. 12065 Section 3-402/NND NO. 775020

Declassified E.O. 12065 Section 3-402/NNDG NO. 785020

36

SUBJECT: Rations for Italian Military.

LAND FORCES SUB COMMISSION
A.C. (M. M. I. A.) R O M E
G/1/6-10
28 April 1945

TO : Quartermaster,
MTOUSA

1. We are attaching hereto recapitulation showing stock balances on hand as of 20 April 1945, our requirements based on an estimated strength of 145,000 through 31 May 1945, and also our requirements through 30 June 1945 based on an estimated strength of 145,000.

2. Request that the minus figures shown in column (f) be released from U.S. depots to Italian depots at Bari and Naples on the basis of 75% Naples, and 25% to Bari.

3. Our estimate of the ration strength of 145,000 is based on 124,000 ITI-ITIs and 21,000 US-ITIs being rationed from Italian depots.

TOMMY T. ROSE, Lt. Col.
for Major General
M. M. I. A.

TTR/ri
Copy to: ST Section MMIA
1 Incl. - Recapitulation showing stocks balances.

Copy

Rations in Italian Depots

Item (a)	On Hand as of 20 Apr. 45 (b)	Requirement thru 31 May 145,000 str. (c)	Balance as of 31 May 45 (d)	Requirement thru 30 June 145,000 str. (e)	Balance as of 30 June 45 (f)
Flour & Biscuits	---	5,573,438	- 5,573,438	4,078,125	-9,651,563 *
Macaroni	3,576,157	1,114,688	2,461,469	815,625	1,645,844
Pres. Meat & Fish	851,349	1,114,688	- 263,339	815,625	-1,078,964
Veg. Dehyd.	363,694	371,562	- 7,868	271,875	- 279,743
Veg. Dried	868,315	743,124	125,191	543,750	- 418,559
Cheese	304,686	371,562	- 66,876	271,875	- 338,751
Sugar	353,120	371,562	- 18,442	271,875	- 290,317
Rice	416,258	371,562	44,696	271,875	- 227,179
Tomato Catsup	192,272	185,781	6,491	135,938	- 142,429
Coffee	194,109	185,781	8,328	135,938	- 127,610
Pepper	1,824	1,858	- 34	1,359	- 1,393

* The figure 4,713,756 lbs flour released to Italian depots is not included.
Ref: AFHQ (CG MTOUSA) Signal FX 66408 dated 26 April 1945.

Declassified E.O. 12065 Section 3-402/NNDG No. 785020

Declassified E.O. 12065 Section 3-402/NNDG NO. 785020

35

Subject: Ration Report.

Land Forces Sub Comm. A.C.
(M. M. I. A.) R O M E
Q/2/6-9

3 April 1945

To: AFHQ for G4 Br.
AFHQ for Q(Maint)

34

Reference is made to this HQ letter Q/2/6-8 of 31 Mar 45 addressed to "G-4 AFHQ".

1. The stock figures given in Appx "B" refer to US provided stocks and have no reference to Br provided supp.

2. The col headed BR-ITI in Appx "C" should be disregarded.

FJN/le

F. J. KOKKAS, Col.
for Major General,
M. M. I. A.

SECRET
By Auth. of
CG LFSC (MMIA)
Initials: [illegible]
Date: 31 Mar 45

34

SUBJECT: Ration Report

LAND FORCES SUB COMMISSION
A.C. (M. M. I. A.) R O M E
Q/2/6-8
31 March 1945

TO : G-4 AFHQ (4)

1. In accordance with telegram your headquarters F 67245 dated 23 Nov. 44, the following report is submitted.

Appendix 'A' - Ration Strength

Appendix 'B' - Stock States of Italian Depots.

Appendix 'C' - Estimated Distribution of Ceiling Strength of Italian Armed Forces.

2. The above figures are compiled as of 20 March 45.

CLAYTON P. KEIR, Colonel
for Major General
M. M. I. A.

EPZ/ri
Copy to: Hq. COMZONE NTOUSA (4)
MMIA ST (2)
File (2)

Declassified E.O. 12065 Section 3-402/NND NO. 785020

Appendix 'A' - Ration Strength

Appendix 'B' - Stock States of Italian Depots.

Appendix 'C' - Estimated Distribution of Ceiling Strength of Italian Armed Forces.

2. The above figures are compiled as of 20 March 45.

CLAYTON P. KERR, Colonel
for Major General
M. M. I. A.

EPZ/ri
Copy to: Hq. COMZONE MTOUSA (4)
MMIA ST (2)
File (2)

see 35

3555 -

Declassified E.O. 12065 Section 3-402/NNDG NO. 725020

Declassified E.O. 12065 Section 3-402/NNDG NO. 785020

Appendix 'A'
Ltr. Q/2/6-8
31 Mar. 1945

Average ration strength of US-ITIs From 1 Mar. 45 to 20 Mar. 45.	-----	86,000
Average ration strength of ITI-ITIs From 1 Mar. 45 to 20 Mar. 45.	-----	122,000
Average ration strength of Italian Armed Forces fed by U.S. From 1 Mar. 45 to 20 Mar. 45.		298,000

Declassified E.O. 12065 Section 3-402/NNDG NO. 785020

S E C R E T

Appendix 'A'
Ltr. 9/2/6-8
31 Mar. 1945

of US-ITIs 0 Mar. 45.	-----	86,000
of ITI-ITIs 0 Mar. 45.	-----	122,000
of Italian 0 Mar. 45.		298,000

S E C R E T

Declassified E.O. 12065 Section 3-402/NHDG NO. 785020

STOCKS HELD IN ITALIAN PORTS AS OF 20 MAR 45
QUANTITIES EXPRESSED NET POUNDS UNLESS OTHERWISE SHOWN

ITEM	ROME	NAPLES	BARI	TARANTO	SICILY	SARDINIA	CATANZARO	EA
A	B	C	D	E	F	G	H	
SEMOLINA FLOUR		166,189	1,196,567	299,142				(1,495
FLOUR	59,095	679,593	738,686	590,950	472,760	236,380	177,285	(1,329
MACARONI	218,042	1,002,994	741,344	1,613,513	218,043	479,692	87,217	(2,354
PRESERVED								
MEAT & FISH *	121,802	560,289	414,126	365,406	194,883	487,207	292,324	(775
VEG. DEHYDRATED *	48,505	266,778	630,567	776,082	194,021	388,041	121,263	(1,40
DRIED VEG. *	83,486	514,834	333,946		153,059	292,203	13,974	(33
CHEESE	38,313	76,625	229,875	84,287	107,275	191,562	38,312	(31
SUGAR	36,587	45,734	228,67[illegible]	274,405	109,762	126,056	91,468	(50
RICE	37,729	150,917	100,611	75,459	138,341	44,018	[illegible],746	(17
TOMATO CATSUP AND PASTE	37,363	56,075	249,221	56,075	37,383	137,072	49,344	(30
COFFEE	3,163	56,034	184,634	28,034	20,199	30,295	2,531	(21
PEPPER		1,708	488	1,13[illegible]	163	4,473	162	(

ESTIMATED TOTALS

MEAT & FISH * (breakdown)
Beef, corned
Hash, corned beef
Luncheon Meat
Salmon or Mackerel
Sausage, pork
Sausage, vienna

VEGETABLES DEHYDRATED * (breakdown)
Beets, Julienne
Carrots
Potatoes, Julienne

VEGETABLES DRIED * (breakdown)
Beans, Kidney dry
Beans, Lima dry
Beans, Navy dry
Peas, split

Declassified E.O. 12065 Section 3-402/NNDG NO. 785020

STOCKS FELD IN ITALIAN PORTS AS OF 20 MAR 45
QUANTITIES EXPRESSED NET POUNDS UNLESS OTHERWISE SHOWN

Appendix "B"
Ltr. Q/2/6-8

NAPLES	BARI	TARANTO	SICILY	SARDINIA	CATANZARO	EAST	WEST	TOTAL
C	D	E	F	G	H	I	J	K
166,189	1,196,567	299,142				(1,495,709)	(166,189)	1,661,898
679,593	738,686	590,950	472,760	236,380	177,285	(1,329,638)	(1,625,113)	2,954,751
002,994	741,344	1,613,513	218,043	479,692	87,217	(2,354,857)	(2,005,988)	4,360,845
560,289	414,126	365,406	194,883	487,207	292,324	(779,532)	(1,656,505)	2,436,037
266,778	630,567	776,082	194,021	388,041	121,263	(1,406,649)	(1,018,608)	2,425,257
514,834	333,946		153,059	292,203	13,914	(333,946)	(1,057,496)	1,391,442
76,625	229,875	84,287	107,275	191,562	30,312	(314,162)	(452,087)	766,249
45,734	228,672	274,405	109,762	126,056	91,468	(503,076)	(411,607)	914,683
150,917	100,611	75,459	138,341	44,018	83,746	(176,070)	(452,751)	628,821
56,075	249,221	56,075	37,383	137,072	49,844	(305,296)	(317,757)	623,053
56,034	184,634	28,034	20,199	30,295	2,531	(212,668)	(112,222)	324,890
1,708	488	1,130	163	4,473	162	(1,626)	(6,506)	8,132

ESTIMATED TOTALS

(151,278)	(506,453)	657,731
(140,072)	(468,937)	609,009
	(194,884)	194,884
(89,646)	(300,119)	389,765
(56,029)	(187,574)	243,603
(78,440)	(262,605)	341,045
(218,273)	(266,778)	485,051
(272,841)	(333,473)	606,314
(600,251)	(733,641)	1,333,892
(105,749)	(172,539)	278,288
(132,187)	(215,674)	347,861
(185,062)	(301,942)	487,004
(105,750)	(172,539)	278,289

Declassified E.O. 12065 Section 3-402/NNDG NO. 785020

Appendix 'C'
Ltr. Q/2/6-8
31 March 1945

DISTRIBUTION OF CEILING STRENGTH
OF ITALIAN ARMED FORCES
(ARMY, AIR FORCE, CCRR)
(ESTIMATED)

	ITI-ITI	US-ITI	BR-ITI	CCRR	TOTAL
1. Mainland EAST Coast	17,620	8,500	96,850	20,346	143,316
2. Mainland WEST Coast	36,330	76,500	88,150	22,597	223,577
3. SARDINIA	5,050			3,543	8,593
4. SICILY	10,000			8,514	18,514
5. CORSICA		5,000			5,000
6. TOTAL	69,000	90,000	185,000	55,000	399,000

Declassified E.O. 12065 Section 3-402/NNDG NO. 785020

Appendix 'C'
Ltr. Q/2/6-8
31 March 1945

DISTRIBUTION OF CEILING STRENGTH
OF ITALIAN ARMED FORCES
(ARMY, AIR FORCE, CCNR)
(ESTIMATED)

ITI-ITI	US-ITI	BR-ITI	CCNR	TOTAL
17,620	8,500	96,850	20,346	143,316
36,330	76,500	88,150	22,597	223,577
5,050			3,543	8,593
10,000			8,514	18,514
	5,000			5,000
69,000	90,000	185,000	55,000	399,000

Declassified E.O. 12065 Section 3-402/NNDG NO. 785020

16

Mod. 505

C.R.

P.M. 3800 27/3/1945

33

Ministero della Guerra

DIREZIONE GENERALE DEI SERVIZI DI COMMISSARIATO Amm/vi

- Ufficio Situazioni -

Divisione Sez.

Prot. N° 1285/vi Allegati 8

ALLA LAND FORCES SUB COMMISSION A.C. (M.M.I.A
= R O M A =

Risposta al f. del
Div. Sez. N°

OGGETTO Situazione forza vettovagliata.-

Feeding Strength Return

103

In riferimento al foglio AQ/2/7-11 del 22 dic. 1944 si trasmette la situazione della forza vettovagliata al 9 marzo 1945.

I dati sono stati tratti:

per il R. Esercito dalla situazione forza R.E. dello S.M.R.E.

per la R. Marina dalla segnalazione del Ministero della Marina

per la R.Aeronautica dalla segnalazione del Ministero dell'Aeronautica.

p. IL MINISTRO

Pelligra

Declassified E.O. 12065 Section 3-402/NNDG NO. 785020

SITUAZIONE FORZA VETTOVAGLIATA ALLA DATA DEL 9/3/1945

SETTORI	R. ESERCITO				R. MARINA	R. AERONAUTICA	
	CO.RR.	ITI-ITI	BR-ITI	US -ITI		BR- ITI	US-I
SICILIA	8241	10.473			4757	932	10
SARDEGNA	3354	8.582	679	4569	5155	2062	=
CALABRIA	2769	2.936	189	815	593	221	=
TARANTO	1097	4.757	3947	237	38302	6057	
NAPOLI	4678	12.527	20844	35981	12001	1670	
B A R I	1502	9.511	10154	1276	1945	8082	284
R O M A	12457	9.345	18745	1325	1750	5099	39
FIRENZE	8547	7.378	27126	35514	31		
ORTONA	5233	4.821	53958	-	479		
TOTALI	47878	66.930	135642	80117	65023	24730	335

Declassified E.O. 12065 Section 3-402/NHDG NO. 785020

SITUAZIONE FORZA VETTOVAGLIATA ALLA DATA DEL 9/3/1945

R. ESERCITO			R. MARINA	R. AERONAUTICA		TOTALE
ITI-ITI	BR-ITI	US -ITI		BR- ITI	US-ITI	
10.473			4757	932	106	24.509
8.582	679	4969	5165	2662	=	25.411
2.536	189	815	593	221	=	7.123
4.757	3947	237	38302	6057		54.397
12.527	20844	35981	12001	1670		87.701
6.511	10154	1276	1945	8089	2847	32.324
9.345	18745	1325	1750	5099	397	49.118
7.378	27126	35514	31			78.596
4.821	53958	-	479			64 491
66.930	135642	80117	65023	24730	3350	423.670

Declassified E.O. 12065 Section 3-402/NNDG NO. 785020

32

SECRET
By Auth. of
CG LFSC (MMIA)
Initials: CPK
Date: 10 Nov 1945

SUBJECT: Ration Report - Corrected

LAND FORCES SUB COMMISSION
A.C. (M. M. I. A.) ROME
Q/2/6-7
20 March 1945

TO : G-4 AFHQ (4)

This cancels our Q/2/6-6, subject, Ration Report, dated 28 Feb. 1945.

1. In accordance with telegram your headquarters F 67245 dated 23 Nov. 44, the following report is submitted.

Appendix 'A' - Ration Strength

Appendix 'B' - Stock States of Italian Depots.

Appendix 'C' - Estimated Distribution of Ceiling Strength of Italian Armed Forces.

2. The above figures are compiled as of 20 February 45.

CLAYTON P. KEIR, Colonel
for Major General
M. M. I. A.

EPZ/ri
Copy to: Hq. COMZONE MTOUSA (4)
MMIA ST (2)
File (2).

3549

Declassified E.O. 12065 Section 3-402/NNDG NO. 785020

S E C R E T

Appendix 'A'
Ltr. Q/2/6-7
20 Mar. 1945

Average ration strength of US-ITIs From 1 Feb. 45 to 20 Feb. 45.	-----	81,000
Average ration strength of ITI-ITIs From 1 Feb. 45 to 20 Feb. 45.	-----	121,000
Average ration strength of Italian Armed Forces fed by U.S. From 1 Feb. 45 to 20 Feb. 45.		202,000

S E C R E T

Declassified E.O. 12065 Section 3-402/NNDG NO. 785020

COPY

S E C R E T

Appendix 'A'
Ltr. Q/2/6-7
20 Mar. 1945

ngth of US-ITIs to 20 Feb. 45.	-----	81,000
ngth of ITI-ITIs to 20 Feb. 45.	-----	121,000
ength of Italian y U.S. to 20 Feb. 45.		202,000

S E C R E T

Declassified E.O. 12065 Section 3-402/NNDG NO. 785020

STOCKS HELD IN ITALIAN DEPOTS AS OF 20 FEB 45
QUANTITIES EXPRESSED IN POUNDS UNLESS OTHERWISE SHOWN

ITEM	ROME	NAPLES	BARI	TARANTO	SICILY	SARDINIA	CATANZARO	
A	B	C	D	E	F	G	H	
SEMOLINA FLOUR		165,709	1,377,804	318,365				(1,6
FLOUR	129,970	1,454,655	1,624,625	1,299,701	1,039,760	519,880	389,910	(2,9
MACARONI	253,480	1,166,007	861,831	1,875,750	253,480	557,655	101,392	(2,7
PRESERVED MEAT & FISH *	144,488	857,296	512,624	458,348	201,729	671,283	299,019	(9
VEG. DEHYDRATED *	42,592	359,117	721,518	994,396	14[illegible],532	302,355	97,997	(1,7
DRIED VEG. *	97,588	692,818	483,411		147,422	390,141	52,562	(7
CHEESE	50,125	100,250	300,750	110,275	140,350	250,624	50,125	(4
SUGAR	46,037	57,547	287,733	345,280	138,112	161,131	115,093	(6
RICE	51,904	207,617	138,411	103,809	190,316	60,555	112,459	(2
TOMATO CATSUP AND PASTE	44,471	66,706	296,471	66,706	44,471	163,059	59,294	(3
COFFEE	10,882	248,034	452,634	248,034	68,580	104,471	10,380	(70
PEPPER		1,956	559	1,304	186	5,122	186	(

ESTIMATED TOTALS

MEAT & FISH * (breakdown)
Beef, corned (30
Hash, corned beef (28
Luncheon Meat
Salmon or Mackerel
Sausage, pork (1
Sausage, vienna (
(1

VEGETABLES DEHYDRATED * (breakdown)
Beets, Julienne (34
Carrots (4
Potatoes, Julienne (94

VEGETABLES DRIED * (breakdown)
Beans, Kidney dry (9
Beans, Lima dry (12
Beans, Navy dry (16
Peas, split (9

Declassified E.O. 12065 Section 3-402/NNDG NO. 785020

STOCKS HELD IN ITALIAN DEPOTS AS OF 20 FEB 45
QUANTITIES EXPRESSED IN POUNDS UNLESS OTHERWISE SHOWN

Appendix [illegible]
Ltr. Q/[illegible]/[illegible]-7

[illegible] C	BARI D	TARANTO E	SICILY F	SARDINIA G	CATANZARO H	EAST I	WEST J	TOTAL K	[illegible]
,709	1,377,804	318,305				(1,696,189)	(135,709)	1,[illegible]1,898	[illegible]
,655	1,624,625	1,299,701	1,039,760	519,880	289,910	(2,924,326)	(3,574,175)	6,49[illegible],501	[illegible]
,007	861,831	1,875,750	253,480	557,655	101,392	(2,737,581)	(2,332,014)	5,069,595	
296	512,624	458,348	201,729	671,283	299,019	(970,972)	(2,173,815)	3,144,787	
117	724,518	994,396	143,532	302,355	97,997	(1,715,914)	(945,593)	2,661,507	
818	483,411		147,422	350,141	52,562	(483,411)	(1,380,531)	1,863,942	
250	300,750	110,275	140,350	250,624	50,125	(411,025)	(591,474)	1,002,499	
547	287,733	345,280	138,112	161,131	115,093	(633,013)	(517,920)	1,150,933	
617	138,411	103,809	190,316	60,555	112,459	(242,220)	(622,851)	865,071	
706	296,471	66,706	44,471	163,059	59,294	(363,177)	(378,001)	741,178	
034	452,634	248,034	68,530	104,471	10,380	(700,668)	(442,347)	1,143,015	
956	559	1,304	186	5,122	186	(1,863)	(7,450)	9,313	

ESTIMATED TOTALS

EAST I	WEST J	TOTAL K
(301,000)	(548,092)	849,092
(281,582)	(504,615)	786,197
	(251,583)	251,583
(155,356)	(347,810)	503,166
(97,098)	(217,381)	314,479
(135,936)	(304,334)	440,270
(343,182)	(189,119)	532,301
(428,979)	(236,398)	665,377
(943,753)	(520,076)	1,463,829
(96,682)	(276,106)	372,788
(120,853)	(345,133)	465,986
(169,193)	(483,187)	652,380
(96,683)	(276,105)	372,788

S E C R E T

Appendix 'C'
Ltr. Q/2/6-7
20 Mar. 1945

DISTRIBUTION OF CEILING STRENGTH
OF ITALIAN ARMED FORCES
(ARMY, AIR FORCE, CCRR)
(ESTIMATED)

	ITI-ITI	US-ITI	BR-ITI	CCRR	TOTAL
1. Mainland EAST Coast	17,620	8,500	96,850	21,054	146,274
2. Mainland WEST Coast	36,330	74,500	88,150	23,305	222,285
3. SARDINIA	5,050	2,000		4,241	13,291
4. SICILY	10,000			6,400	14,150
5. CORSICA		5,000			5,000
6. TOTAL	69,000	90,000	185,000	55,000	399,000

S E C R E T

Declassified E.O. 12065 Section 3-402/NNDG NO. 785025

Declassified E.O. 12065 Section 3-402/NNDG NO. 785020

Q/2/6 31

MESSAGE FORM

Date - Time
Mar 16 1740

FROM: MMIA

TO : MTOUSA

Q-84

CONFIDENTIAL

CANCEL OUR LETTER Q/2/6-6 DATED 26 FEBRUARY SUBJECT RATION REPORT (.) CORRECTED INVENTORY FOLLOWS

PRECEDENCE _____

AUTHENTICATION _____

Declassified E.O. 12065 Section 3-402/NNDG NO. 795020

30

INTER-OFFICE MEMORANDUM

LAND FORCES SUB COMMISSION
A.C. (MMA)

FILE NO: 9h-1/6 DATE: 11 Mar 45
SUBJECT:

TO : S/T Section

---

1. Attached hereto Stock State Report for the period 20 Jan 1945 to 20 Feb 1945.

(a) Typed figures in column 1 indicate balance as of 20 Feb 1945.

(b) Figures in Red, column 1, indicate balance as of 20 Jan 1945.

(c) Column 10 shows differences between (a) and (b) above.

(1) A plus indicates an increase in Feb over that of January for that particular item.

(2) A minus indicates a decrease in Feb over that of January for that particular item.

(d) Column 11 indicates number of rations issued during the period 20 Jan to 20 Feb (Basis for issue is 124,000). The ratio for corresponding plus figures in column 10 are not shown in column 11 for the indication is that none of these items were issued or that shipments were received.

(e) Column 4 is the 30 day requirement for 124,000 rations.

2. Will you please check these items and determine whether the figures as submitted showing stock balances as of 20 Feb are correct. If these figures are correct please reconsile the differences as shown on attached report.

For ex: Sugar (Minus)
The difference between the Feb balance and the Jan Balance is:-49,755 lbs. (col. 10) which will maintain 26,536 rations (col. 11) for a 30 day period. The normal requirement for 124,00 rations for 30 days is 232,500 lbs Sugar. This indicates that only 49,755 lbs Sugar were issued for 30 days or that 182,745 lbs were shipped into Depots.

3041

Declassified E.O. 12065 Section 3-402/NNDC No. 785020

11 Mar 45

For ex: Flour (Plus)
This is an increase of 352,530 lbs which indicates a non-issue and 352,530 lbs shipped into depots; or the normal issue of flour (3,487,500 lbs for 124,000 for 30 days) a shipment of 3,840,030 lbs of flour into depots.

3. Your prompt attention will be appreciated, since these figures have already been submitted to AFHQ

Tommy T. Rose
TOMMY T. ROSE, Lt. Col.
Rations & Accounts

EPZ/mg

3343

STOCK STATE

Rations in Italian Depots

A	B	1	2	3	4	5	6
Scale	Item	On Hand 20-2-45	Requirement thru 31 Mar. 39 days 124,000.	Balance as of 31-3-45	Requirement thru 30 Apr. 124,000	Balance as of 30-4-45	Requirement 30 Day Reserve 124,000
	Semolina Flour	1,956,299					
15 Oz.	Flour & Biscuits	9,686,968	4,533,750	5,153,218	3,487,500	1,665,718	3,487,500
3	Macaroni	5,881,528	906,750	4,974,778	697,500	4,277,278	697,500
3	Pres. Meat & Fish	3,144,787	906,750	2,238,037	697,500	1,540,537	697,500
1	Veg., dehy.	2,661,507	302,250	2,359,257	232,500	2,126,757	232,500
1	Cheese	1,143,521	302,250	841,271	232,500	608,771	232,500
1	Sugar	1,335,616	302,250	1,033,366	232,500	800,866	232,500
1	Rice	964,489	302,250	662,239	232,500	429,739	232,500
½	Tomato Catsup & Paste	872,360	151,125	721,235	116,250	604,985	116,250
½	Coffee	2,219,877	151,125	2,068,752	116,250	1,952,502	116,250
1/200	Pepper	9,679	1,511	8,168	1,163	7,005	1,163
2	Veg., dried	1,863,942	604,500	1,259,442	465,000	794,442	465,000

Note
Figures in Red indicate
Bal Jan 20, 1945

Declassified E.O. 12065 Section 3-402/NNDG NO. 785020

Basis
124,000

7	8	9	10	11	12
Amount needed to fill Commitment	Days of Supply Remaining	Balance w/30 Day Reserve Deducted	Jan Feb Stock State Difference	Approx. No Rations Issued 20 Jan to 20 Feb.	Remarks
			-5,599		
1,321,782			+352,530		
	153	3,579,778	+168,620		
	36	843,037	-1,317,096	234,147	
	244	1,894,257	-1,084,736	578,525	
	49	376,271	- 193,416	103,155	
	73	568,366	- 49,755	26,536	
	25	197,239	- 135,020	72,011	
	126	488,735	+ 13,963		
	474	1,836,252	+ 859,643		
	150	5,842	- 806	85,969	
	21	329,442	- 738,610	196,963	

Declassified E.O. 12065 Section 3-402/NND NO. 785020

Rice
124,000

7 Amount needed to fill Commitment	8 Days of Supply Remaining	9 Balance w/30 Day Reserve Deducted	10 Jan Feb Stock State Difference	11 Approx. No Rations Issued 20 Jan to 20 Feb.	12 Remarks
			-5,599		
1,821,782			+352,530		
	153	3,579,778	+108,620		
	36	843,037	-1,317,096	234,147	
	244	1,894,257	-1,084,736	578,525	
	49	376,271	- 193,416	103,155	
	73	568,366	- 49,755	26,536	
	25	197,239	- 135,020	72,011	
	126	488,735	+ 13,963		
	474	1,836,252	+ 859,643		
	150	5,842	- 806	85,969	
	21	329,442	- 238,610	196,963	

Declassified E.O. 12065 Section 3-402/NNDC NO. 785020

29

SECRET
By Auth of
CG LFSC (MMIA)
Initials:
Date:

SUBJECT: Ration Report

LAND FORCES SUB COMMISSION
A.C. (M. M. I. A.) R O M E
Q/2/6-6
28 February 1945

TO : G-4 AFHQ (4)

1. In accordance with telegram your headquarters F 67245 dated 23 Nov. 44, the following report is submitted.

Appendix 'A' - Ration Strength

Appendix 'B' - Stock States of Italian Depots.

Appendix 'C' - Estimated Distribution of Ceiling Strength of Italian Armed Forces.

2. The above figures are compiled as of 20 February 45.

CLAYTON P. KERR, Colonel
for Major General
M. M. I. A.

FRC/ri
Copy to: HQ COMZONE MTOUSA (4)
MMIA ST (2)
File (2)
SD (2)

Declassified E.O. 12065 Section 3-402/NNDG No. 785020

Appendix 'A' - Ration Strength

Appendix 'B' - Stock States of Italian Depots.

Appendix 'C' - Estimated Distribution of Ceiling Strength of Italian Armed Forces.

2. The above figures are compiled as of 20 February 45.

CLAYTON P. KERR, Colonel
for Major General
M. M. I. A.

PKC/ri
Copy to: HQ COMZONE MTOUSA (4)
MMIA ST (2)
File (2)
JD (2)

Cancelled

per 31

3341

Declassified E.O. 12065 Section 3-402/NNDG NO. 785020

Declassified E.O. 12065 Section 3-402/NNDG NO. 785020

Appendix 'A'
Ltr. 1/2/6-6
28 Feb. 1945

Average labor strength of US-ITIs From 1 Feb. 45 to 20 Feb. 45.	-----	81,000
Average rather strength of T'T-ITIs From 1 Feb. 45 to 20 Feb. 45.	-----	121,000
Average rather strength of Italian Armed Forces fed by U.S. From 1 Feb. 45 to 20 Feb. 45.		24,000

Declassified E.O. 12065 Section 3-402/NNDG NO. 785020

3540

S E C R E T

Appendix 'A'
Ltr. 1/2/6-6
23 Feb. 1945

rength of US-ITIs 45 to 20 Feb. 45.	-----	81,000
rength of ITI-ITIs 15 to 20 Feb. 45.	-----	121,000
rength of Italian by U.S. 45 to 20 Feb. 45.		2[illegible]2,000

S E C R E T

Declassified E.O. 12065 Section 3-402/NNDG NO. 785020

STOCKS HELD IN ITALIAN DEPOTS AS OF 20 FEB 45
QUANTITIES EXPRESSED NET POUNDS UNLESS OTHERWISE SHOWN

ITEM	ROME	NAPLES	BARI	TARANTO	SICILY	SARDINIA	CATANZARO	EA
A	B	C	D	E	F	G	H	
SEMOLINA FLOUR		174,575	1,448,142	333,502				(1,70
FLOUR	167,462	2,183,374	2,241,161	1,817,514	1,652,865	956,826	627,746	(4,05
MACARONI	311,180	1,384,063	968,508	1,935,367	298,598	797,157	166,655	(2,92
PRESERVED								
MEAT & FISH *	144,488	857,296	512,624	458,348	201,729	671,283	299,919	(97
VEG DEHYDRATED *	42,592	359,117	721,518	994,396	143,532	302,355	97,997	(1,71
CHEESE	62,754	149,273	331,950	127,073	173,617	229,309	69,546	(45
SUGAR	61,852	78,309	327,769	423,463	155,441	163,295	125,487	(75
RICE	72,012	214,020	141,974	128,560	109,046	81,608	127,269	(2
TOMATO CATSUP AND PASTE	58,103	77,549	357,183	82,158	54,376	182,879	60,112	(43
COFFEE	10,762	1,275,536	454,718	206,213	75,633	138,297	38,715	(66
PEPPER		1,672	604	1,435	288	5,440	220	(
DRIED VEG. *	97,588	692,818	483,411		147,422	390,141	52,562	(48

ESTIMATED TOTALS

MEAT & FISH * (breakdown) (30
Beef, corned (2
Hash, corned beef
Luncheon Meat (1
Salmon or Mackerel
Sausage, pork (1
Sausage, vienna

VEGETABLES DEHYDRATED * (breakdown) (3
Beans, Julienne (4
Carrots (9
Potatoes, Julienne

VEGETABLES DRIED * (breakdown) (
Beans, Kidney dry (
Beans, Lima dry (
Beans, Navy dry (
Peas, split (

Declassified E.O. 12065 Section 3-402/NNDG NO. 785020

STORES HELD IN ITALIAN DEPOTS AS OF 20 FEB 45
QUANTITIES EXPRESSED PER POUNDS UNLESS OTHERWISE SHOWN

Appendix "B"
Ltr. Q/2/6-6

ES	BARI	TARANTO	SICILY	SARDINIA	CATANZARO	EAST	WEST	TOTAL
	D	E	F	G	H	I	J	K
75	1,448,142	333,582				(1,781,724)	(174,575)	1,956,299
74	2,241,161	1,017,514	1,692,685	956,826	627,746	(4,058,675)	(5,628,293)	9,686,968
63	988,508	1,935,367	298,598	797,157	166,655	(2,923,875)	(2,957,653)	5,881,528
06	512,624	458,348	201,729	671,283	209,019	(970,972)	(2,173,815)	3,144,787
17	721,518	994,396	142,532	302,355	97,997	(1,715,914)	(945,593)	2,661,507
73	331,950	127,073	173,617	229,309	69,545	(459,023)	(684,498)	1,143,521
09	327,769	423,463	155,441	163,295	125,487	(751,232)	(584,384)	1,335,616
20	141,974	128,560	199,046	81,608	127,269	(270,534)	(693,955)	964,489
49	357,183	82,158	54,376	182,879	60,112	(439,341)	(433,019)	872,360
36	454,715	206,213	75,633	138,297	58,718	(660,931)	(1,558,946)	2,219,877
72	604	1,435	288	5,440	260	(2,039)	(7,640)	9,679
18	483,411		147,422	390,141	52,562	(483,411)	(1,380,531)	1,863,942
	ESTIMATED TOTALS							
						(301,000)	(548,092)	849,092
						(281,582)	(504,615)	786,197
							(251,583)	251,583
						(155,356)	(347,810)	503,166
						(97,098)	(217,381)	314,479
						(135,936)	(304,334)	440,270
						(343,182)	(189,119)	532,301
						(428,979)	(236,398)	665,377
						(943,753)	(520,076)	1,463,829
						(96,682)	(276,106)	372,788
						(120,853)	(345,133)	465,986
						(169,193)	(483,187)	652,380
						(96,683)	(276,105)	372,788

Declassified E.O. 12065 Section 3-402/NNDG NO. 785020

Appendix 'C'
Ltr. Q/2/6-6
28 Feb. 1945

DISTRIBUTION OF CEILING STRENGTH
OF ITALIAN ARMED FORCES
(ARMY, AIR FORCE, CCRR)
(ESTIMATED)

	ITI-ITI	US-ITI	BR-ITI	CCRR	TOTAL
1. Mainland EAST Coast	17,620	8,500	96,850	21,054	146,274
2. Mainland WEST Coast	36,330	74,500	88,150	23,305	222,285
3. SARDINIA	5,050	2,000		4,241	13,291
4. SICILY	10,000			6,400	14,150
5. CORSICA		5,000			5,000
6. TOTAL	69,000	90,000	185,000	55,000	399,000

Declassified E.O. 12065 Section 3-402/NNDG NO. 785020

(2) FILE

Mod. 505

P.M.3800 xxxli 24 febbr. 945

2/6/28

Ministero della Guerra
DIREZIONE GENERALE
DEI SERVIZI DI COMMISSARIATO MILITARE
-Ufficio Situazioni-

Divisione SA Sez.
Prot. N. 771. Allegati due

Alla LAND FORCES SUB
COMMISSION A.C. (MMIA)
ROMA

Risposta al f. del
Div. Sez. N.

OGGETTO Situazione Forza Vettovagliata.
Feeding Strength Return

Ad
26/2

In riferimento al foglio AQ/2/7-11 del 22 dic.944 si trasmette la situazione della forza vettovagliata al 9 febbraio 1945.

I dati sono stati tratti:
per il R.Esercito dalla situazione forza R.E. dello SMRE
per la R.Marina dalla segnalazione del Ministero della Marina
per la R.Aeronautica dalla segnalazione del Ministero dell' Aeronautica.

p. IL MINISTRO
Pelligra

3537

SITUAZIONE FORZA VETTOVAGLIATA ALLA DATA DEL 9/2/945

SETTORI	R.ESERCITO				R.MARINA	R.AERONAUTICA		TOTALE
	CC.RR.	ITI-ITI	BR-ITI	US-ITI		BR-ITI	US - ITI	
SICILIA	8853	16574	–	–	4811	1049		25.287
SARDEGNA	3173	8134	44	5.575	5131	2616		24.67[illegible]
CALABRIA	2686	3346	154	–	507	157		6.850
TARANTO	1317	4327	4107	237	39589	7301		56.878
NAPOLI	4878	12046	17650	46.710	11205	1650		94.139
BARI	2046	8715	7740	2.625	2468 (1)	10478	3.500	37.572
ROMA	11833	9224	15625	–	1750	5250		43.682
FIRENZE	8088	7470	24748	15.252	31 (2)	–		55.589
ORTONA	5328	3398	48684	200	459 (3)	–		58.[illegible]9
TOTALI	48202	67234	118752	70.599	65951	~~3.601~~ 2850		402.739

N.B.- Nel Settore di Napoli sono compresi tutti i reparti del Comando 212.
Nel Settore di Ortona sono compresi i reparti dislocati negli Abruzzi, Marche ed Emilia.

(1) compresi 259 uomini vettovagliati direttamente da Comandi Alleati
(2) e(3) vettovagliati direttamente da Comandi Alleati

Declassified E.O. 12065 Section 3-402/NND NO. 785020

Declassified E.O. 12065 Section 3-402/NNDG NO. 785020

FILE

INTER OFFICE MINUTE

LAND FORCES SUB COMMISSION A.C.
(M.M.I.A.)

FILE Nº:ST/6/1

Q
Lt.Col. ROSE.

Reference your AQ/2/6-a dated 3 Feb.
Balancing of stocks in SICILY and SARDINIA.

A. SICILY.

1. A daily pack train of balanced rations commenced 29 Jan for maintenance of SICILY.
2. In addition other items are being despatched to build up a 45 days reserve.
3. Arrangements will be made to back ship items of over 45 days holding.

B. SARDINIA.

1. The only items now shipped to Sardinia are Flour, Rice, Wine and Olive Oil.
2. Arrangements have been made to ship back to mainland 744 Tons P.Meat, 554 Tons Veg Dehy, 84 Tons Coffee.
3. Further back shipments will be made as and when ships are available to bring stocks down to a 45 days holding.

[signature] Major
for K.F.CURTIS.
Lt.Col. RASC.
ADST, Land Forces Sub Comm. AC.(MMIA).

5 Feb 45

3550

Declassified E.O. 12065 Section 3-402/NNDG NO. 785020

INTEROFFICE MEMORANDUM

LAND FORCES SUB COMMISSION
A.C. (MMIA)

FILE NO: AQ/2/6-a
SUBJECT: Stock States

DATE: 3 Feb. 45

TO : ST Section

---

1. In checking the Stock States furnished by your office as of 20 Jan. 1945, it can readily be seen that the depots are not carrying balanced stocks.

2. Steps should be taken immediately to balance the stocks according to the ration scale on the mainland. We list below our observations from the Stock States held by the depots in Sicily and Sardinia.

Location	Item	Amount	Est. R.S.	Days of Supply
Sicily	Flour	203,208	20,000	14
"	Macaroni	228,090	"	61
"	P. Meat & Fish	87,099	"	23
"	Veg. Dehy.	175,991	"	141
"	Cheese	161,040	"	129
"	Sugar	66,145	"	53
"	Rice	174,633	"	140
"	Tomato Catsup	41,632	"	66
"	Coffee	62,327	"	100
"	Pepper	291	"	46
"	Dried Veg.	89,971	"	36
Sardinia	Flour	792,108	17,000	62
"	Macaroni	961,316	"	301
"	P. Meat & Fish	1,441,563	"	452
"	Veg. Dehy.	1,351,121	"	1,271
"	Cheese	291,278	"	274
"	Sugar	164,267	"	154
"	Rice	96,252	"	91
"	Tomato Catsup	207,198	"	390
"	Coffee	410,932	"	773
"	Pepper	5,709	"	1,075
"	Dried Veg.	499,073	"	235

3534 -

Declassified E.O. 12065 Section 3-402/NNDG NO. 785020

INTEROFFICE MEMORANDUM

LAND FORCES SUB COMMISSION
A.C. (MMIA)

DATE: 3 Feb. 45

FILE NO:
SUBJECT:

TO :

---

3. Policy established by this headquarters is that a 45 day reserve of balanced rations should be held on each island, i.e. Sicily and Sardinia, for the troops stationed there. Bids should be made for transportation to insure the normal maintenance from the mainland for shipment to the islands.

4. Request you take immediate steps to balance the rations on the islands, and to have the stocks adjusted to insure a 45 day reserve as mentioned above. Please notify this office when this has been accomplished.

TONEY T. ROSE, Lt. Col.
for Major General
M. M. I. A.

TTR/ri

3333

Declassified E.O. 12065 Section 3-402/NNDG NO. 785020

File

25

1.	QM MTOUSA	QM MMIA	12 Jan 1945	1. Reference is made to conversation Capt. Clark-Capt. Ingeman.

2. In order that a more detailed knowledge of subsi ence items in MMIA warehouses may be obtained, it is requested that the following list be used for the Inventory Report submitted each month.

ITEM

MEAT AND FISH

Beef, Corned
Hash, Corned Beef
Luncheon Meat
Salmon or Mackerel
Sausage, Pork
Sausage, Vienna

VEGETABLES DEHYDRATED

Beets, Julienne
Carrots
Potatoes, Julienne

VEGETABLES DRIED

Beans, Kidney, Dry
Beans, Lima, Dry
Beans, Navy, Dry
Split Peas

MISCELLANEOUS

Cheese, Processed
Rice
Macaroni
Coffee, R & G
Sugar, Granulated
Flour, Wheat
Catsup, Tomato
Pepper, Black

3. Additional items not listed above in stock in MMIA warehouses, should be listed separately in pounds of each item.

T. H. RAMSEY
Brigadier General, U.S.A.
Chief Quartermaster

RFL/MJI/IB

V/4

3032

Declassified E.O. 12065 Section 3-402/NNDC NO. 785020

24

SUBJECT: Ration Report

LAND FORCES SUB COMMISSION
A.C. (M. M. I. A.) R O M E
AQ/2/6-5
31 January 1945

TO : G-4 AFHQ (4)

1. In accordance with telegram your headquarters F 67245 dated 23 Nov. 44, the following report is submitted.

Appendix 'A' - Ration Strength

Appendix 'B' - Stock States of Italian Depots.

Appendix 'C' - Estimated Distribution of Ceiling Strength of Italian Armed Forces.

2. The above figures are compiled as of 20 January 45.

CLAYTON P. KERR, Colonel
for Major General
M. M. I. A.

FRC/ri
Copy to: HQ COMZONE MTOUSA (4)
MMIA ST (2)
File (2)

3331

3534

S E C R E T

Appendix 'A'
Ltr. AQ/2/6-5
30 Jan. 1945

Average ration strength of US-ITIs From 1 Jan. 45 to 20 Jan. 45.	----	72,000
Average ration strength of ITI-ITIs From 1 Jan. 45 to 20 Jan. 45.	----	121,000
Average ration strength of Italian Armed Forces fed by U.S. From 1 Jan. 45 to 20 Jan. 45.		193,000

S E C R E T

Declassified E.O. 12065 Section 3-402/NNDG No. 785026

Declassified E.O. 12065 Section 3-402/NNDG NO. 785020

STOCKS HELD IN ITALIAN DEPOTS AS OF 20 JAN 45.
QUANTITIES EXPRESSED NET POUNDS UNLESS OTHERWISE SHOWN

ITEM	ROME	NAPLES	BARI	TARANTO	SICILY	SARDINIA	CATANZARO
A	B	C	D	E	F	G	H
SEMOLINA FLOUR		180,254	1,448,142	333,502			
FLOUR	251,690	1,251,294	2,941,860	3,747,286	206,208	792,108	142,012
MACARONI	399,328	1,305,455	897,491	1,764,862	228,090	961,316	216,275
PRESERVED MEAT & FISH *	170,455	850,398	901,661	917,250	87,0[illegible]	1441,563	93,406
VEG. DEHYDRATED *	86,278	335,929	762,779	928,256	175,991	1,351,121	105,949
CHEESE	69,218	71,420	479,938	240,794	161,040	291,278	24,249
SUGAR	32,751	64,778	407,470	507,854	66,145	1[illegible],267	142,106
RICE	118,000	78,429	335,805	253,717	174,635	96,252	42,673
TOMATO CATSUP AND PASTE	45,803	32,825	372,856	116,864	41,632	207,198	41,399
COFFEE	33,700	38,165	532,677	235,283	62,325	410,932	47,140
PEPPER	129	348	2,101	1,633	20[illegible]	5,709	274
DRIED VEG. *	160,695	803,316	672,431	350,381	89,971	499,673	26,055

ESTIMATED TOTALS

MEAT & FISH * (breakdown)
Beef, corned
Hash, corned beef
Luncheon Meat
Salmon or Mackerel
Sausage, pork
Sausage, vienna

VEGETABLES DEHYDRATED * (breakdown)
Beets, Julienne
Carrots
Potatoes, Julienne

VEGETABLES DRIED * (breakdown
Beans, Kidney dry
Beans, Lima dry
Beans, Navy dry
Peas, split

Declassified E.O. 12065 Section 3-402/NNDG NO. 785020

STOCKS HELD IN ITALIAN DEPOTS AS OF 20 JAN 45.
QUANTITIES EXPRESSED IN POUNDS UNLESS OTHERWISE SHOWN

Appendix "B"
Ltr. AG/2/6-5

NAPLES C	BARI D	TARANTO E	SICILY F	SARDINIA G	CATANZARO H	EAST I	WEST J	TOTAL K
180,254	1,448,142	333,502				(1,781,644)	(180,254)	1,961,898
1,251,294	2,941,860	3,747,286	208,208	792,108	142,012	([illegible],146)	(2,645,292)	9,334,438
1,305,4[illegible]	897,451	1,764,862	228,090	961,316	216,275	([illegible],353)	(3,110,555)	5,772,908
850,399	901,661	917,280	87,0[illegible]	1441,563	93,406	(1,004,379)	(3,457,484)	4,461,863
335,929	762,719	928,256	175,991	1,351,121	105,949	(1,690,975)	(2,055,268)	3,746,243
71,420	479,938	240,704	161,040	291,278	24,249	(720,732)	(616,205)	1,336,937
64,778	407,470	507,854	66,145	184,267	142,106	(925,324)	(470,047)	1,395,371
78,429	335,805	253,717	174,633	96,252	42,673	(589,582)	(509,987)	1,099,509
32,625	272,856	116,884	41,632	207,198	41,399	(489,740)	(368,657)	858,397
38,165	532,687	239,253	62,329	610,932	47,140	(764,970)	(592,264)	1,360,234
348	2,101	1,633	281	5,709	274	(3,724)	(6,751)	10,475
803,316	672,431	350,381	69,971	499,673	26,035	(1,022,012)	(1,579,740)	2,602,552

ESTIMATED TOTALS

	EAST	WEST	TOTAL
	(225,770)	(755,840)	981,610
	(205,246)	(687,127)	892,373
	(184,721)	(618,414)	803,135
	(164,197)	(549,701)	713,898
	(102,623)	(343,563)	446,186
...kdown)	(143,672)	(480,989)	624,661
	(337,162)	(412,087)	749,249
	(421,452)	(515,109)	936,561
...wn	(927,195)	(1,133,239)	2,060,434
	(197,794)	(322,717)	520,511
	(247,242)	(403,396)	650,638
	(346,139)	(564,754)	910,893
	(197,794)	(322,716)	520,510

S E C R E T

Appendix 'C'
Ltr. AQ/2/6-5
30 Jan. 1945

DISTRIBUTION OF CEILING STRENGTH
OF ITALIAN ARMED FORCES
(ARMY, AIR FORCE, CCNR)
(ESTIMATED)

	ITI-ITI	US-ITI	BR-ITI	CCNR	TOTAL
1. Mainland EAST Coast	17,620	8,500	96,850	23,304	146,274
2. Mainland WEST Coast	36,330	74,500	88,150	23,305	222,285
3. SARDINIA	5,050	2,000		4,241	13,291
4. SICILY	10,000			4,150	14,150
5. CORSICA		5,000			5,000
6. TOTAL	69,000	90,000	185,000	55,000	399,000

S E C R E T

Declassified E.O. 12065 Section 3-402/NND NO. 785020

Declassified E.O. 12065 Section 3-402/NNDG NO. 785020

V3

SUBJECT: Ration Report

LAND FORCES SUB COMMISSION
A.C. (M. M. I. A.) R O M E
AJ/2/6-4
December 1944

TO : G-4 AFHQ (4)

1. In accordance with telegram your headquarters F 67245 dated 23 Nov. 44, the following report is submitted.

Appendix 'A' - Ration Strength

Appendix 'B' - Stock States of Italian Depots.

Appendix 'C' - Estimated Distribution of Ceiling Strength of Italian Armed Forces.

2. The above figures are compiled as of 20 December 44.

CLAYTON P. KEIM, Colonel
for Major General
M. M. I. A.

FRC/ri
Copy to: HQ COMZONE MTOUSA (4)
MMIA ST (2)
File (2)

Appendix 'A'

Ltr. AQ/2/6-4, 25 December 44.

Average ration strength of US-ITIs From 1 Dec. 44 to 20 Dec. 44.	---	71,801
Average ration strength of ITI-ITIs From 1 Dec. 44 to 20 Dec. 44.	---	122,699
Average ration strength of Italian Armed Forces Fed by U.S. From 1 Dec. 44 to 20 Dec. 44.		194,500

Declassified E.O. 12065 Section 3-402/NNDG NND. 785020

Declassified E.O. 12065 Section 3-402/NNDC NO. 785020

SUBSISTENCE

STOCKS HELD IN ITALIAN DEPOTS AS OF 25 DEC. 44
QUANTITIES EXPRESSED NET POUNDS UNLESS OTHERWISE SHOWN

ITEM	ROME	NAPLES	BARI	TARANTO	CATANZARO	SARDINIA	SICILY
A	B	C	D	E	F	G	H
SEMOLINA FLOUR		2,392	1,589,037	333,582			
FLOUR	74,939	2,666,806	3,267,121	4,532,915	206,314	328,268	275,051
MACARONI	442,780	993,159	171,278	1,826,328	372,806	960,962	240,004
PRESERVED MEAT & FISH	166,895	809,621	1,112,322	1,145,209	49,484	1,179,211	45,081
VEG. DEHYDRATED	79,666	371,940	851,946	916,627	132,119	1,366,516	121,234
VEG. DRIED	117,499	684,004	491,505	766,977	23,327	532,987	62,404
CHEESE	74,137	42,564	632,512	413,309	42,830	277,844	64,222
SUGAR	31,000	82,703	1,014,918	620,284	174,463	125,055	46,061
RICE	95,227	104,936	575,293	331,103	14,407	78,410	10,315
TOMATO CATSUP AND PASTE	30,612	97,714	464,787	110,751	121,655	214,783	37,142
COFFEE	22,509	154,309	584,842	333,758	58,224	386,935	27,970
PEPPER	18	740.4	1,774.4	1,847.4	383	5,808	104

LOCAL PURCHASE ITEMS FROM ITALIAN SOURCES

(- PURCHASED DAILY - NO STOCK ON HAND)

FRESH VEGETABLES							
MATCHES BOXES	7,921	199,454	788,133	208,637	81,289	1,775,492	688,113
OLIVE OIL	32,643	82,802	11,258	27,060	27,899	7,300	824
SALT	84,577	122,284	299,732	555,313	164,895	217,797	3,042
WINE, LITRES	50,315	276,676	86,593	130,997	64,741	1,793	

Declassified E.O. 12065 Section 3-402/NNDC NO. 785020

S U B S I S T E N C E

Appendix 'B'

STOCKS HELD IN ITALIAN DEPOTS AS OF 25 DEC. 44
ANTITIES EX-RESCUED NET POUNDS UNLESS OTHERWISE SHOWN

PLES	BARI	TARANTO	CATANZARO	SARDINIA	SICILY	EAST	WEST	TOTAL
C	D	E	F	G	H	I	J	K
2,392	1,589,037	333,582				(1,922,619)	(2,392)	1,925,011
6,806	3,267,121	4,532,915	206,314	328,268	275,051	(7,800,036)	(3,551,378)	11,351,414
3,159	171,278	1,826,328	372,806	960,962	240,004	(1,997,606)	(3,009,711)	5,007,317
9,621	1,112,322	1,145,209	49,484	1,179,211	45,081	(2,257,531)	(2,250,292)	4,507,823
1,940	851,946	916,627	132,119	1,366,516	121,234	(1,768,573)	(2,071,475)	3,840,048
4,004	491,505	766,977	23,327	532,987	62,404	(1,258,482)	(1,420,221)	2,678,703
2,564	632,512	413,309	42,830	277,844	64,222	(1,045,821)	(501,597)	1,547,418
2,703	1,014,918	620,284	174,463	125,055	46,061	(1,635,202)	(459,282)	2,094,484
4,936	575,293	331,103	14,407	78,410	10,315	(906,396)	(303,295)	1,209,691
7,714	464,787	110,751	121,655	214,783	37,142	(575,538)	(501,906)	1,077,444
4,309	584,842	333,758	58,224	386,935	27,970	(918,600)	(649,947)	1,568,547
740.4	1,774.4	1,847.4	383	5,808	104	(3,621.8)	(7,053.4)	10,675.2

LOCAL PURCHASE ITEMS FROM ITALIAN SOURCES

(- PURCHASED DAILY - NO STOCK ON HAND)

9,454	788,133	208,637	81,289	1,775,492	688,113	(996,770)	(2,752,269)	3,749,039
2,802	11,258	27,060	27,899	7,300	824	(38,318)	(151,468)	189,786
2,284	299,732	555,313	164,895	217,797	3,042	(855,045)	(592,595)	1,447,640
6,676	86,593	130,997	64,741	1,793		(217,590)	(393,525)	611,115

Appendix 'C'

Ltr. AG/2/6-4, 25 December 44.

3021

DISTRIBUTION OF CEILING STRENGTH
OF ITALIAN ARMED FORCES
(ARMY, AIR FORCE, CORR)
(ESTIMATED)

	ITI-ITI	US-ITI	BR-ITI	CORR	TOTAL
1. Mainland EAST Coast	17,620	8,500	96,850	23,304	146,274
2. Mainland WEST Coast	36,330	74,500	88,150	23,305	222,285
3. SARDINIA	5,050	2,000		4,241	13,291
4. SICILY	10,000			4,150	14,150
5. CORSICA		5,000			5,000
6. TOTAL	69,000	90,000	185,000	55,000	399,000

Declassified E.O. 12065 Section 3-402/NNDG NO. 785020

Declassified E.O. 12065 Section 3-402/NNDG NO. 785020

ACTION SLIP

THIS SLIP WILL NOT BE REMOVED

TO	
A/Q	Herewith stock statement as at 20 Dec 44, showing ITI-ITI stocks (estimated), in ITI-ITI depots. Please return when your action has been completed. S.T. BRANCH. 29 Dec 44. ASL/ Major D.A.D.S.
ST	31 Dec 44 Stock State returned herewith Capt H. Clark

3523

Declassified E.O. 12065 Section 3-402/NNDG NO. 785020

MAPS AND CHARTS TOO LARGE TO FILM
ON ONE EXPOSURE ARE FILMED CLOCKWISE
BEGINNING IN THE UPPER LEFT CORNER,
LEFT TO RIGHT, AND TOP TO BOTTOM.

SEE DIAGRAMS BELOW.

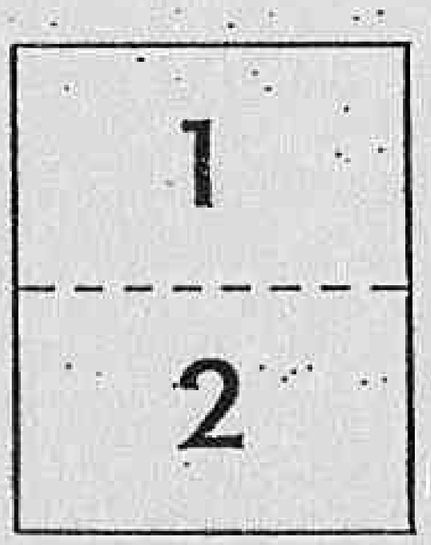





Declassified E.O. 12065 Section 3-402/NNDC NO. 785020

STOCK STATE AS AT 20 DECEMBER 44.

ALL

I T E M S	ROME	NAPLES	BARI	TARANTO
Semolina Flour	–	2,392	1,589,037	333,582
FLOUR & BISCUITS	74,939	2,666,806	3,267,121	4,532,915
MACARONI	442,780	993,159	171,278	1,826,328
P. MEAT & FISH	166,895	809,621	1,112,322	1,145,209
VEG. DEHY	79,666	371,940	851,946	916,627
VEG. DRIED	117,499	684,004	491,505	766,977
CHEESE	74,137	42,564	632,512	413,309
SUGAR	31,000	82,703	1,014,918	620,284
RICE	95,227	104,936	575,293	331,103
TOM. CATSUP	30,612	97,714	464,787	110,751
COFFEE	22,509	154,309	584,842	333,758
PEPPER	18	740.4	1,774.4	1,847.4
MATCHES BOXES	7,921	199,454	788,133	208,637
MATCHES BOOKS	–	–	–	–
FRESH VEG	–	–	–	–
DRIED FRUIT	–	–	–	–
OLIVE OIL	32,643	82,802	11,258	27,060
NUTS	–	–	–	–
SALT	84,557	122,284	299,732	555,313
WINE, LITRES	50,315	276,676	86,593	130,997
CIGARETTES	1,455,600 singles	32,642	34,140	21,533

Declassified E.O. 12065 Section 3-402/NNDG NO. T85020

ALL COMMODITIES IN LBS UNLESS OTHERWISE SHOWN.

BARI	TARANTO	SICILY	SARDINIA	CATANZARO incl. REGGIO C.	TOTALS	NO DAYS
,589,037	333,582	-		—	1,925,011	—
267,121	4,532,915	275,051	328,268	206,314	11,351,414	122
171,278	1,826,328	240,004	960 962	372,806	5,007,317	215
112,322	1,145,209	45,081	1,179,211	49,484	4,507,823	193
851,946	916,627	121,234	1,366,516	132,119	3,840,048	495
491,505	766,977	62,404	532,987	23,327	2,678,703	172
632,512	413,309	64,222	277,844	42,830	1,547,418	199
014,918	620,284	46,061	125,055	174,463	2,094,484	270
575,293	331,103	10,315	78,410	14,407	1,209,691	156
464,787	110,751	37,142	214,783	121,655	1,077,444	278
584,842	333,758	27,970	386,935	58,224	1,568,547	404
1,774.4	1,847.4	104	580.8	383	10,675.2	275
788,133	208,637	688,113	1,775,492	Paint 81,289	3,749,039	30 wks
-	—	-	-	—	-	
-	—	—	-	-	-	
-	-	—	-	-	—	
11,258	27,060	Paint 824	7,300	27,899	189,786	24
-	—	—	—	—	—	
99,732	555,313	3,042	217,797	164,895	1,437,640 ~~1,447,620~~	373
86,593	130,997	—	1,793	64,741	611,115	9
34,140	21,533	—	15,631	9,187	—	-

Declassified E.O. 12065 Section 3-402/NNDC NO. 785020

DRIED FRUIT	-	-	-	-
OLIVE OIL	32,643	82,802	11,258	27.060
NUTS	-	-	-	-
SALT	84.557	122,284	299,782	555,313
WINE, LITRES	50 315	276,676	86,593	130 997
CIGARETTES	1,455,600 singles	32,642	34,140	21,533
~~SEMOLINA~~ Veg. Soups	-	3,332	-	-
MARMALADE	-	15,448	-	-
DRIED CORN	-	-	-	-
SYRUP	-	-	-	2,866 litres
LEMON CORDIAL	-	—	—	—
MIN. WATER	-	4,500 Btls	248 Btls	131 Btls
SWEETS	-	-	3,799	2,114
CHOCOLATE	-	—	—	172
JAM	18,975	—	-	7,046
CRUSCHELLO	-	-	-	6,019.
ANICE	-	—	-	3,000 litres
TOBACCO	—	—	—	—
AMARO LUCANO	-	—	-	20 Btls
ONION POWDER	-	-	-	3190
MIXED DRINK FRUIT POWDER	-	-	-	32,744 pkts
LEMON JUICE	-	4,374 Btls	47 Btls	585 Bottles
~~TINNED SOUP~~	-	-	-	-
Soap	9,460	74,619	-	—
Cognac	-	6,016 litres	7,388	1,672 litres
Marsala	—	5,900 Btls	-	-
Milk	24,948	-	[illegible]	-

Declassified E.O. 12065 Section 3-402/NNDG NO. 785020

–	–	–	–	–	–	
11,258	27,060	Paint 824	7,300	27,899	189,786	24
–	–	–	–	–	–	
299,732	555,313	3,042	217,797	164,895	1,457,640 ~~1,447,620~~	373
86,593	150,997	–	1,793	64,741	611,115	9
34,140	21,533	–	15,631	9,187	–	–
–	–	–	12,909	–	12,909	
–	–	–	–	2,579	18,027	
–	–	–	–	–	–	
–	2,866 litres	–	–		2,866 litres	
–	–	–	–	–	–	
248 Btls	131 Btls	–	–	–	4,879	
3,799	2,114	–	–	–	5,913	
–	172	–	–	–	172	
–	7,046	–	9,655	–	35,676	
–	6,019	–	–	–	6,019	
–	2,000 litres	–	57,984 litres	–	59,984 litres	
–	–	–	–	–	–	
–	20 Btls	–	–	–	20 Btls	
–	3190	–	–	–	3190	
–	32,744 pkts	–	–	–	32,744 pkts	
47 Btls	585 Bottles	–	–	2205 Btls	7,211 Btls	
–	–	–	–	–	–	
–	–	–	–	–	84,079	
7,388	1,672 litres		30,515 litres	350 litres	45,941 litres	
–	–	–	–	–	5,900 Btls	
–	–					

Declassified E.O. 12065 Section 3-402/NNDG NO. 785020

SYRUP	-	-	-	2,866 litres
LEMON CORDIAL	-	—	—	—
MIN. WATER	-	4,500 Btls	248 Btls	131 Btls
SWEETS	-	-	3,799	2,114
CHOCOLATE	-	-	-	172
JAM	18,975	-	-	7,046
CRUSCHELLO	-	-	-	6,019.
ANICE	-	-	-	2,000 litres
TOBACCO	—	—	—	—
AMARO LUCANO	-	-	-	20 Btls
ONION POWDER	-	-	-	3190
MIXED DRINK FRUIT POWDER	-	-	-	32,744 pkts
LEMON JUICE	-	4,374 Btls	47 Btls	585 Bottles
~~TINNED SOUP~~	-	-	-	-
Soap	9,460	74,619	-	—
Cognac	-	6,016 litres	7,388	1,672 litres
Marsala	—	5,900 Btls	-	-
Milk	24,948	-	6,518	-
Butter / Margarine	-	-	80,592	331
Meat Extract	-	-	554	-
Semolina	-	-	653	-
Dehy Onions	-	-	18,949	-
Dried Garlic	-	-	2,479	-
Anice	-	-	30	-
Potted Meat	-	-	-	33
Communion Wine	-	-	-	11 Btls
Garlic Powder	-	-	-	-

Declassified E.O. 12065 Section 3-402/NNDG NO. 785020

–	2,866 litres	–	–		2,866 litres	
—	—	—	—	—	—	
248 Btls	131 Btls	–	–	–	4,879	
3,799	2,114	–	–	–	5,913	
–	172	–	–	–	172	
–	7,046	–	9,655	–	35,676	
–	6,019	–	–	–	6,019	
–	2,000 litres	–	57,984 litres	–	59,984 litres	
—	—	—	—	—	–	
–	20 Btls	–	–	–	20 Btls	
–	3190	–	–	–	3190	
–	32,744 plates	–	–	–	32,744 plates	
47 rolls	585 Battles	–	–	2205 Btls	7,211 Btls	
–	–	–	–	–	–	
–	–	–	–	–	84,079	
7,388	1,672 litres		30,515 litres	350 litres	45,941 litres	
–	–	–	–	–	5,900 Btls	
6,518	–	740	–	367	7,625	
80,592	331	–	–	–	80,625	
554	–	56	–	–	610	
653	–	448	–	–	1,101	
18,949	–	–	–	–	18,949	
2,479	–	–	–	–	2,479	
30	–	–	–	–	30	
–	33	–	–	–	33	
–	11 Btls	–	–	–	11 Btls	
–	–	2,029	–	106	2,135	

Declassified E.O. 12065 Section 3-402/NNDG NO. 785020

STOCK
TABELLA M

DEPOT OR SECTOR
MAGAZZINO O SETTORE RIEPILOGO DEL CONTINENTE

FOR PERIOD FROM
PER IL PERIODO DAL 10 NOVEMBRE 1944 TO AL 24 NOVEMBRE 1944 (BOTH DAYS INC (GIORNI TERMIN

TOTAL OF RATIONS DEMANDED IN THIS PERIOD
TOTALE DELLE RICHIESTE DI RAZIONI IN QUESTO PERIODO 3.335.885 (226.868) SINGLE SCALE TIPO UNICO

ITEM GENERE	Opening Stock Kgs Partite Iniziali Kgr	RECEIVED / RICEVUTI Nett Receipts Kgs Peso Netto in Kgr Ricevuto	Nett variations Against consignor Advices / Variazioni nette rispetto al peso notificato dallo Speditore Under / in meno	Over / in più	Despatched to other Depots Kgs Spedite ad altri Magazzini Kgr
Flour Farina	5.436.693	3.396.288	1.209		2.860.9
Bread Pane	15.125	810.392			104.4
Biscuits Biscotti	16.422	37.356			30.8
GALLETTA ITALIANA	437	518			
SEMOLINO	.680384				
❋ Total Flour Group Totale Gruppo Farina	6.149.061	4.244.554	1.209		2.996.2
❋ Macaroni (from Allied Sources) Pasta (di provenienza Alleata)	2.142.374	508.949	1.223		361.6
❋ Rice / Riso P.A. P.I.	512.854 2.947	370.146	146		168.6
CARNE IN SCATOLA ITALIANA	3.127	538			
Canned Meat Carne in Scatola	1.040.655	756.867	99		272.0
Dehydrated Meat Carne Disidratata					

Declassified E.O. 12065 Section 3-402/NNDG NO. 785020

TOCK MOVEMENTS RETURN
LLA MOVIMENTI DELLE PARTITE

BOTH DAYS INCLUSIVE) N° DAYS
GIORNI TERMINALI INCLUSI) N° GIORNI 15

SINGLE SCALE
TIPO UNICO 51.477

TRAVELLING
PER VIAGGIO 15.670

Despatched to other Depots Kgs / Spedite ad altri Magazzini Kgr	ISSUED AS RATIONS RAZIONI USCITE						
	SINGLE SCALE TIPO UNICO		TRAVELLING SCALE TIPO VIAGGIO		HOSPITAL SCALE TIPO OSPEDALE		R
	Kgs Kgr	N° Rations N° Razioni	Kgs Kgr	N° Rations N° Razioni	Kgs Kgr	N° Rations N° Razioni	Kgs Kgr
2.860.977	663.785	1.954.018	11.267	26.508			5.296.95
104.431	695.289	1.573.053	3.296	5.991			22.50
30.812	870	2.561	11.492	28.787			10.60
			257	642			69
							680.38
2.996.220	1.359.944	3.529.632	26.312	61.928			6.011.13
361.647	253.926	2.974.334					2.035.75
168.632	92.905 392	3.281.405 13.845					621.46 2.55
	1.303	15.339	707	6.242			1.65
272.001	226.408	2.665.583	4.418	39.011	73		1.294.62

Declassified E.O. 12065 Section 3-402/NNDG NO. 785020

MMIA FORM ST/12

URN
PARTITE

TRAVELLING
PER VIAGGIO 15.670

HOSPITAL
PER OSPEDALE

ED AS RATIONS ZIONI USCITE				CLOSING STOCK RIMANENZA FINALE			
RAVELLING SCALE TIPO VIAGGIO		HOSPITAL SCALE TIPO OSPEDALE					
gr	N° Rations N° Razioni	Kgs Kgr	N° Rations N° Razioni	Kgs Kgr	N° Rations N° Razioni	Days Giorni	
.267	26.508			5.296.952	14.803.060	65 1/3	
.296	5.991			22.501	51.083	1/4	
.492	28.787			10.604	31.159	=	
257	642			698	2.054	=	
				680.384	64.369.347	283 1/2	
.312 X	61.928			6.011.139	79.256.703	349 1/3	*
				2.035.750	23.262.299	102 1/2	*
				621.463 2.555	21.950.093 90.243	96 2/3	*
707	6.242			1.655	19.484	=	
.418	39.011	73		1.294.622	15.245.070	67	

Declassified E.O. 12065 Section 3-402/NNDG NO. 785020

✽ MACARONI (from Allied Sources) PASTA (di provenienza Alleata)	2.142.374	508.949	1.223		361.
✽ RICE P.A. RISO P.I.	512.854 2.947	370.146	146		168.
CARNE IN SCATOLA ITALIANA	3.127	538			
Canned Meat Carne in Scatola	1.040.655	756.867	99		272.
Dehydrated Meat Carne Disidratata					
PESCE IN SCATOLA ITALIANO	1.350				
Canned Fish Pesce in Scatola	92.324	150.504	119		69.
Tinned Sausages Salsiccia in Scatola	196.005	182.386			40.
ESTRATTO DI CARNE	326				
✽ TOTAL MEAT/FISH TOTALE CARNE/PESCE	1.333.787	1.090.295	218		381.
Pulses Legumi secchi	776.073	218.031		146	322.
Tinned vegetables P.A. Vegetali in scatola P.I.	260.214 3.590	23.370	82	16	29.
Dehydrated Vegetables					

Declassified E.O. 12065 Section 3-402/NNDG NO. 785020

		361.647	253.926	2.974.334					2.03
		168.632	92.905 392	3.281.405 13.845					62
			1.303	15.339	707	6.242			
		272.001	226.408	2.665.583	4.418	39.011	73		1.29
		69.645	42.101	495.694	228	2.014			1
		40.351	19.076	224.588	13	115			3
		381.997	288.888	3.401.204	5.366	47.382	73		1.7
46		322.938	71.944	1.270.530					59
16		29.850	28.138 3.202	248.414 28.273					2
	132		148.431	5.242.592					1.0
	920		251.711	6.789.809					1.8

Declassified E.O. 12065 Section 3-402/NNDG NO. 785020

				2.035.750	23.262.299	102	1/2 *
				621.463 2.555	21.950.093 90.243	96	2/3 *
707	6.242			1.655	19.484	=	
4.418	39.011	73		1.294.622	15.245.070	67	
				1.350	15.894	=	
228	2.014			130.854	1.540.587	6	1/2
13	115			318.951	3.755.111	16	1/2
				326			
5.366	47.382	73		1.747.758	20.576.146	90	1/2 *
				599.222	10.582.264	46	1/2
				225.600 388	1.992.047 3.426	8 =	1/2
				1.048.129	37.019.960	163	
				1.873.339	49.597.697	218	1/2 *

Declassified E.O. 12065 Section 3-402/NNDG NO. 785020

VV

MMIA Rcd DK 28 1140 A

HQ 54 Area

SE/534 RESTRICTED

For MMIA LO (.) Your SE/492 dated 24 (.) Macaroni not rpt not included (.) Telephone immediately all stocks and confirm by signal

Received reply OK

A/Q
(SE/6/2)

IMPORTANT

SE MMIA

3521

[signature] Major
Lt.Col.

Declassified E.O. 12065 Section 3-402/NNDG NO. 785020

21

MMIA

52 AREA

Dec 27 1246

ST/528

RESTRICTED

FOR MMIA LO (.) YOUR ST 63 DATED 26 (.) ARE FOODS RECOMMENDED FOR FORAGE TO BE DEDUCTED FROM FIGURES IN YOUR ST 61 DATED 25 (.) SIGNAL IMMEDIATE ANSWER (.)

Answer was NO

N/Q

Important

S.T. M.M.I.A.

3520

(ST/6/3)

for Lt.Col.

Declassified E.O. 12065 Section 3-402/NNDC NO. 785020

20

26 1615 A

EMIA

ALGOM SARDINIA

RESTRICTED

ST/525

FOR EMIA LO (.) STOCK STATE SIGNAL AS AT 20 DECEMBER
MOST URGENTLY REQUIRED

A/Q

IMPORTANT

S.T. E.M.I.A.

3519

(ST/6/1)

for Lt.Col.

Declassified E.O. 12065 Section 3-402/NNDG NO. 785020

19

MMIA 26 1614 A

54 AREA

Rose

ST/524 RESTRICTED

FOR MMIA LO (.) FIRST (.) MACARONI NOT SHOWN ON STOCK STATE SIGNALS (.) SIGNAL AMOUNTS FORTHWITH (.) SECOND (.) NEW SUBJECT (.) ST/3 FOR BR-ITI RECEIPTS FOR FIRST DECEMBER TO SIX DECEMBER INCLUSIVE NOT YET RECEIVED (.) PLEASE EXPEDITE

A/Q

S.T. M.M.I.A. 3518

(ST/6/1) For Lt.Col.

Declassified E.O. 12065 Section 3-402/NNDG NO. 785020

MMIA 26 1616 A

52 AREA

ST/523 RESTRICTED

FOR MMIA LO (.) FIRST (.) ST/3 FOR BR-ITI RECEIPTS ON 14 DECEMBER URGENTLY REQUIRED (.) SECOND (.) STOCK STATE SIGNAL FOR CATANZARO AS AT 20 DECEMBER URGENTLY REQUIRED

A/Q

IMPORTANT

S.T. M.M.I.A.

(ST/6/1) 3017

for Lt.Col.

Declassified E.O. 12065 Section 3-402/NNDG NO. 785020

MMIA

23730

52 AREA, 54 AREA, ~~HQ A.C.~~ SICILY
PENSOUTH ALCOM SARDINIA

ALCOM SICILY

ST / 520

RESTRICTED

FOR MMIA L.O. (.) EXPEDITE STOCK STATE SIGNAL

FOR TWENTY DECEMBER

A/Q

S.T. M.M.I.A.

3316

E.L. Monck-Mason
Capt.

(ST/6/1)

for Lt.Col.

Declassified E.O. 12065 Section 3-402/NNDG NO. 785020

A912 16

FROM FREEDOM 112302 A

TO MMIA

GR 69 BT RESTRICTED

F 67245 CITE FHSUP SIGNED SACMED

FOLLOWING INFORMATION IS REQUIRED TO REACH THIS HEADQUARTERS BY THE FIRST OF EACH MONTH FOR INCLUSION IN REPORTS AND REQUISITIONS SUBMITTED TO PEMBARK (.) RATION STRENGTH OF UNITED STATES ITIS AND ITI ITIS (.) SUBSISTENCE INVENTORY OF STOCK IN ITALIAN WAREHOUSES BROKEN DOWN BY EAST COAST AND WEST COAST (.) ABOVE INFORMATION TO BE AS OF THE TWENTIETH OF EACH MONTH

seen Lt Col Rose

351

Declassified E.O. 12065 Section 3-402/NNDG NO. 785020

FILE

A.G. on Return 9/12 ~~Q 7/12~~

OFFICE WORKING INSTRUCTION

No. ~~11~~ 15

STOCK STATES

1. In order to provision for ITI-ITI category troops from US sources the following procedure will be applied.

   i. Total receipts from British sources for Br Iti maintenance during month ending the 24th will be computed from the daily receipts logs.
   Call this A.

   ii. Total issues to Br Iti's for month ending the 24th will be calculated on strength x scale x days.
   Call this B.

   iii. A - B will equal residual Br Iti's stocks.
   Call this C.

   iv. Compute from stock state signals the total of all stocks in Italian Army Depots, remaining at month ending the 24th.
   Call this D.

   v. D - C will equal residual Iti Iti stocks at month ending the 24th.
   Call this E.

   vi. Give E to G-4 (Major Rose) by the last day of the month for him to submit through US channels.

2. The daily receipts logs for Br Iti rations will be carefully maintained and receipts advice signals from Bari, Taranto and Naples filed in a readily accessible manner for easy checking.

B.L. Perceval

B.L. PERCEVAL.
Lt.Col. RASC,
ADST, Land Forces Sub Comm. A.C.
(M.M.I.A.).

5 Dec 44.
BLP/jc

Copy to:- ~~A/Q.~~ G-4 (Major Rose)
DADS. A/cs.

ADST

Good

3514

Declassified E.O. 12065 Section 3-402/NNDG NO. 785020

SITUAZIONE FORZA VETTOVAGLIATA AL 24 NOVEMBRE 1944 DELLE FORZE ARMATE IT

DISLOCAZIONE	R.ESERCITO	R.MARINA	R.AERONAUTICA	
CON LE FORMAZIONI INGLESI DELL'8^ARMATA	31.404			
CON LE FORMAZIONI DEL 5° C;d'A. POLACCO				
CON LE FORMAZIONI DELLA 5^ ARMATA	11.273			
NELLA ZONA A SUD LINEA OPERAZIONI	184.871	56.174	25.005	
SARDEGNA	12.150	6.073	3.670	
SICILIA	10.311	5.470	942	
CORSICA	4.967			
ESTERO				
T O T A L E	254.976	67.717	29.617	

Declassified E.O. 12065 Section 3-402/NNDG NO. 785020

IONE FORZA VETTOVAGLIATA AL 24 NOVEMBRE 1944 DELLE FORZE ARMATE ITALIANE

	R.ESERCITO	R.MARINA	R.AERONAUTICA	CC.RR.	TOTALE
DELL'8^ARMATA	31.404				31.404
d'A. POLACCO					
^ ARMATA	11.273				11.273
RAZIONI	184.871	56.174	25.005	34.398	300.448
	12.150	6.073	3.670	3.067	24.960
	10.311	5.470	942	7.472	24.195
	4.967				4.967
	254.976	67.717	29.617	44.937	397.247

Declassified E.O. 12065 Section 3-402/NNDG NO. 785020

FORZA VETTOVAGLIATA AL 24 NOVEMBRE 1944

	EST	OVEST	SUD	TOTALE
FUORI ZONA DI OPERAZIONE	25.782	122.786	65.904	214.472
8ª ARMATA	31.404			31.404
5ª ARMATA		11.273		11.273
P. B. S.		42.764		42.764
REGIA MARINA	2;116	12.154	53.447	67.717
REGIA AERONAUTICA	10.776	6.774	12.067	29.617
TOTALE	70.078	195.751	131.418	397.247

Declassified E.O. 12065 Section 3-402/NARA NO. 785020

13

SUBJECT: Subsistence - Italian Armed Forces

Land Forces Sub Commission
A.C. (M. M. I. A.) R O M E
AQ/2/6-3
December 1944

TO: AFHQ (4)
HQ AAI (4) for DCAO
HQ COMMUNICATION ZONE NTOUSA (4)

1. We are attaching hereto recapitulation of Distribution of Ceiling Strength of Italian Armed Forces and stock balances in their depots as follows:

Appendix "A" - Distribution of Ceiling Strength of Italian Armed Forces.

Appendix "B" - Stocks held in Italian Depots.

2. The above figures are compiled as of 25 November 1944.

CLAYTON P. KEAR, Colonel
for Major General
M. M. I. A.

TTh/ri
Copy to: MMIA ST

APPENDIX "A"
25 November 1944

DISTRIBUTION OF CEILING STRENGTH
OF ITALIAN ARMED FORCES
(ARMY, AIR FORCE, CCRR)
(ESTIMATED)

	ITI-ITI	US-ITI	BR-ITI	CCRR	TOTAL
1. Mainland EAST Coast	17,620	8,500	95,850	23,304	145,274
2. Mainland WEST Coast	36,330	74,500	87,150	23,305	221,285
3. SARDINIA	5,050	2,000	2,000	4,241	13,291
4. SICILY	10,000			4,150	14,150
5. CORSICA		5,000			5,000
6. TOTAL	69,000	90,000	185,000	55,000	399,000

Declassified E.O. 12065 Section 3-402/NNDG No. 785020

Declassified E.O. 12065 Section 3-402/NNDG NO. 785020

S U B S I S T E N C E

STOCKS HELD IN ITALIAN DEPOTS AS OF 25 NOV. 43
QUANTITIES EXPRESSED NET POUNDS UNLESS OTHERWISE SHOWN

ITEM	ROME	NAPLES	BARI	TARANTO	CATANZARO	SARDINIA	SICILY	BASE [illegible]
A	B	C	D	E	F	G	H	I
SEMOLINA FLOUR			1,591,973				63	(1,591,9[illegible]
FLOUR	3[illegible]6,426	677,886	5,716,166	3,132,[illegible]	[illegible]0,572	761,3[illegible]4	181,136	(9,0[illegible]
PRESERVED MEAT & FISH	120,840	993,873	1,257,934	311,1[illegible]4	99,750	1,521,981	139,872	([illegible],665,7[illegible]
MACARONI	417,913	859,723	1,1[illegible]1,006	1,747,[illegible]4	[illegible]	[illegible]4,317	[illegible]5,576	(3,1[illegible]
VEG DRIED	111,407	156,021	1,0[illegible]5,325	14,4[illegible]	4[illegible],459	[illegible]	39,848	([illegible]
VEG DEHYDRATED	97,672	151,542	865,728	906,9[illegible]8	140,907	1,3[illegible],309	1[illegible]4,633	([illegible]
RICE	118,379	83,472	791,012	29[illegible]	32,119	96,571	21,12[illegible]	([illegible],123,0[illegible]
CHEESE	93,174	86,043	484,773	453,[illegible]	44,802	33[illegible]	53,882	(1,1[illegible]
SUGAR	47,782	472,408	929,442	882,769	175,973	148,[illegible]	124,107	(2,048,[illegible]
COFFEE	34,195	173,642	4[illegible]0,739	343,370	51,653	435,542	40,21[illegible]	(1,025,[illegible]
TOMATO CATSUP AND PASTE	26,775	107,892	458,951	120,187	64,255	221,117	37,586	(643,2[illegible]
PEPPER	36	452	2,356	1,9[illegible]	192	5,909	48	(4,4[illegible]

LOCAL PURCHASE ITEMS FROM ITALIAN SOURCES

ITEM	ROME	NAPLES	BARI	TARANTO	CATANZARO	SARDINIA	SICILY	BASE [illegible]
FRESH VEGETABLES	(- PURCHASED DAILY - NO STOCK ON HAND)							
MATCHES:-								
BOXES	[illegible]1,235	727,580	717,172	10,770	25,000	453,853	5[illegible],349	(782,9[illegible]
BOOKS		900	37,343	21,6[illegible]		2,957,917	7,074	(69,1[illegible]
OLIVE OIL	24,312	111,672	69,697	47,074	2,540	17,259	3,552	
SALT	128,514	439,538	366,688	603,[illegible]4	17,034	213,4[illegible]2	10,739	
WINE	190,982	(294,972)	217,965	(87,587)	49,664	109,630	(9,682)	

(ITEM WINE WHERE BRACKETED INDICATES LITRES)

Declassified E.O. 12065 Section 3-402/NNDG NO. 785020

APPENDIX "[illegible]"

S U B S I S T E N C E

STOCKS HELD IN ITALIAN DEPOTS AS OF 25 NOV. 44
QUANTITIES REPRESENT POUNDS UNLESS OTHERWISE SHOWN

NAPLES	BARI	TARANTO	CATANZARO	SARDINIA	SICILY	EAST	WEST	TOTALS
C	D	E	F	G	H	I	J	K
	1,501,973					(1,501,973)		1,501,973
677,886	5,716,166	3,132,[illegible]	250,572	761,364	181,135	([illegible],0[illegible],070)	([illegible],996,831)	11,995,961
993,873	1,357,924	711,1[illegible]	99,750	1,572,782	139,372	(1,[illegible]69,788)	(2,776,366)	4,445,154
859,723	1,1[illegible]0,006	1,749,[illegible]	[illegible]	924,317	375,576	([illegible],189,576)	(2,657,829)	5,818,197
156,011	1,0[illegible]5,325	[illegible]	4[illegible],4[illegible]	5[illegible],[illegible]	39,848	(1,072,266)	(891,786)	1,964,002
151,542	865,718	906,932	120,937	1,384,[illegible]09	1[illegible],[illegible]	(1,913,557)	(1,820,[illegible])	2,[illegible],212
83,472	791,012	299,[illegible]	32,119	96,571	31,132	([illegible],123,029)	(319,544)	1,442,573
86,943	684,773	453,[illegible]	44,802	33[illegible],[illegible]	53,682	(1,183,490)	(571,3[illegible])	1,754,827
472,408	689,442	882,759	175,973	148,[illegible]	124,157	(2,048,374)	(782,[illegible])	2,841,069
173,642	[illegible]0,739	343,370	31,683	435,542	40,21[illegible]	(1,025,762)	(683,971)	1,709,333
107,892	458,951	120,[illegible]	64,255	221,117	37,586	(643,393)	(399,370)	1,036,763
452	2,355	1,[illegible]	192	5,909	48	(4,476)	([illegible],496)	10,971

LOCAL PURCHASE ITEMS FROM ITALIAN SOURCES

(- PURCHASED DAILY - NO STOCK ON HAND)

727,580	717,172	[illegible]0,770	25,000	453,853	9[illegible],329	(782,942)	(1,309,017)	2,001,989
900	37,343	21,[illegible]		2,967,917	7,074	(69,195)	([illegible],975,891)	3,0[illegible],026
111,672	69,697	47,074	2,540	17,859	3,562			276,716
439,538	366,688	603,[illegible]	17,034	213,4[illegible]2	10,739			1,779,479
(294,972)	217,965	(87,367)	49,664	109,630	(3,685)			

[illegible] BRACKETED INDICATES LITRES)

Declassified E.O. 12065 Section 3-402/NNDG NO. 785020

12

SUBJECT: Subsistence - Italian Armed Forces

Land Forces Sub Commission
A.C. (M. M. I. A.) R O M E
AQ/2/6-2
6 November 1944

TO: AFHQ (4)
HQ AAI (4) for DCAO
HQ COMMUNICATION ZONE MTOUSA (4)

1. We are attaching hereto recapitulation of Distribution of Ceiling Strength of Italian Armed Forces and stock balances in their depots as follows:

Appendix "A" - Distribution of Ceiling Strength of Italian Armed Forces.

Appendix "B" - Stocks held in Italian Depots.

2. The above figures are compiled as of 25 October 1944.

CLAYTON P. KERR, Colonel
for Major General
M. M. I. A.

TTR/ri
COPY TO: MMIA ST

3502

Declassified E.O. 12065 Section 3-402/NNDG NO. 785020

APPENDIX "A"
25 October 1

DISTRIBUTION OF CEILING STRENGTH
OF ITALIAN ARMED FORCES
(ARMY, AIR FORCE, CCRR)
(ESTIMATED)

	ITI-ITI	US-ITI	BR-ITI	CCRR	TOTAL
1. Mainland EAST Coast	17,620	6,500	95,850	23,304	143,274
2. Mainland WEST Coast	36,330	69,500	87,150	23,305	216,285
3. SARDINIA	5,050		2,000	4,241	11,291
4. SICILY	10,000	9,000		4,150	23,150
5. CORSICA		5,000			5,000
6. TOTAL	69,000	90,000	185,000	55,000	399,000

Declassified E.O. 12065 Section 3-402/NNDG NO. 785020

APPENDIX "A"
25 October 1944

DISTRIBUTION OF CEILING STRENGTH
OF ITALIAN ARMED FORCES
(ARMY, AIR FORCE, CCRR)
(ESTIMATED)

US-ITI	BR-ITI	CCRR	TOTAL
6,500	95,850	23,304	143,274
69,500	87,150	23,305	216,285
	2,000	4,241	11,291
9,000		4,150	23,150
5,000			5,000
90,000	185,000	55,000	399,000

Declassified E.O. 12065 Section 3-402/NNDG NO. 785020

S U B S I S T E N C E

STOCKS HELD IN ITALIAN DEPOTS AS OF 25 OCT. 44
QUANTITIES EXPRESSED IN NET POUNDS UNLESS OTHERWISE SHOWN

ITEM	ROME	NAPLES	BARI	TARANTO	CATANZARO	SICILY	SARDINIA
A	B	C	D	E	F	G	H
FLOUR	412,890	642,226	7,555,307	4,544,956	350,498	585,044	1,341,861
MACARONI	377,537	1,021,594	2,202,181	1,593,652	191,227	264,753	997,724
CANNED FISH & MEAT	121,840	957,837	680,499	1,144,055	109,182	270,449	1,608,406
VEG DEHYDRATED	74,929	537,981	1,374,624	1,126,056	111,704	65,794	1,584,823
VEG DRIED	140,352	144,986	1,619,245	100,068	16,832	14,581	477,928
CHEESE	94,419	234,674	501,601	423,280	60,203	72,409	393,677
SUGAR	43,725	746,869	1,232,002	851,090	79,558	61,269	203,749
RICE	101,842	96,632	672,068	303,832	54,324	27,421	137,399
TOMATO CATSUP AND PASTE	24,796	114,265	514,709	54,894	4,172	16,655	241,520
COFFEE	30,705	138,371	525,817	334,949	52,126	68,687	436,658
PEPPER	44	183	2,313	1,757	268	48	6,178
MATCHES:-							
BOXES	97,899	29,739	394,685	56,117	6,577	2,409	447,719
BOOKS	Nil	18,908	565,797	165,484	Nil	135,471	2,015,301

LOCAL PURCHASE ITEMS FROM ITALIAN SOURCES

(- PURCHASED DAILY - NO STOCK ON HAND)

FRESH VEGETABLES	2,167	Nil	23,466	2,071	2,486	414	Nil
FRUIT DRIED	14,130	326,792	195,706	40,455	7,159	48962	33,424
OLIVE OIL	Nil	Nil	Nil	Nil	Nil	Nil	7,117
NUTS	67,694	185,827	125,013	155,773	84,426	15,962	215,941
SALT	Nil	134,609	185,159	177,674	102,073	38,122	109,516
WINE, LITRES							

Declassified E.O. 12065 Section 3-402/NNDG NO. 785020

APPENDIX "B"

S U B S I S T E N C E

STOCKS HELD IN ITALIAN DEPOTS AS OF 25 OCT. 44
TIES EXPRESSED IN NET POUNDS UNLESS OTHERWISE SHOWN

PLES	BARI	TARANTO	CATANZARO	SICILY	SARDINIA	EAST	WEST	TOTALS
C	D	E	F	G	H	I	J	K
,226	7,555,307	4,544,956	350,498	585,044	1,341,861	(12,450,761)	(2,982,021)	15,432,78
,594	2,202,181	1,593,652	191,227	264,753	997,724	(3,987,060)	(2,661,608)	6,648,66
,827	680,499	1,144,055	109,182	270,449	1,608,406	(1,933,736)	(2,958,522)	4,892,25
,981	1,374,624	1,126,056	111,704	65,794	1,584,823	(2,612,384)	(2,263,527)	4,875,91
,986	1,619,245	100,068	16,832	14,581	477,928	(1,736,145)	(777,397)	2,513,54
,674	501,601	423,280	60,203	72,409	393,677	(985,084)	(795,179)	1,780,26
,869	1,232,002	851,090	79,558	61,269	203,749	(2,162,650)	(1,055,612)	3,218,26
,632	672,068	303,832	54,324	27,421	137,399	(1,030,224)	(363,294)	1,393,51
,265	514,709	54,894	4,172	16,655	241,520	(573,775)	(397,236)	971,01
,371	525,817	334,949	52,126	68,687	436,658	(912,892)	(674,421)	1,587,31
183	2,313	1,757	268	48	6,178	(4,338)	(6,453)	10,791
,739	394,685	56,117	6,577	2,409	447,719	(457,379)	(577,766)	1,035,1
,908	565,797	165,484	Nil	135,471	2,815,301	(731,281)	(3,069,680)	3,800,9

LOCAL PURCHASE ITEMS FROM ITALIAN SOURCES

- PURCHASED	DAILY	-	NO	STOCK	ON	HAND)		
31	23,466	2,071	2,486	414	Nil			30,60
792	195,706	40,455	7,159	48,962	33,424			666,6
11	Nil	Nil	Nil	Nil	7,117			7,11
827	125,013	155,773	84,426	15,962	215,941			850,6
609	185,159	177,674	1[illegible],073	38,122	109,516			748,153

Declassified E.O. 12065 Section 3-402/NNDG NO. 785020

4

2/6 11

MESSAGE FORM

FROM: MMIA

DATE - TIME OF ORIGIN
05 A

TO (FOR ACTION): AGC SARDINIA

(SECURITY CLASSIFICATION): CONFIDENTIAL

REF. NO: 4/2142

MMIA LO FOR ACTION BY FOSSETT (.) YOUR AGS YOKE NINE FOUR DATED FOUR NOVEMBER CONTAINS THIRD ESTIMATE OF STOCK BALANCE FOR PERIOD ENDING TWO FOUR OCTOBER (.) USE ALL PRECAUTIONS TO INSURE ACCURACY OF REPORT FOR NINE NOVEMBER (.) SIGNED SIMMONS

PRECEDENCE:

AUTHENTICATION: Simmons Col

ref 9 10

3305

Declassified E.O. 12065 Section 3-402/NNDG NO. 785020

"A/9"

2/6

10

SUBJECT:- Stock State Signals.

Land Forces Sub Comm. A.C.
(M.M.I.A.).
BT/6/1

23 Nov

2 Nov 44.

MMIA LO:- Sardinia
Naples
Rome.

Copy to:- A/Q MMIA.

1. Your original stock signals as of the 24 Oct have been amended by a further signal received in this office on -

Sardinia - 2 Nov
Naples - 1 Nov
Rome - 1 Nov

2. Amended signals show large discrepancies in a number of commodities.

3. It is pointed out that as soon as figures are received at this HQ a consolidation is prepared for reporting to higher authority for future ration maintenance of the Italian Forces. Amendments cause retraction of reports plus duplication of work. It is imperative therefore that initial stock signals are accurate and reach this office as soon as possible.

Ref 9

B. L. Percival

B. L. PERCIVAL.
Lt.Col. RASC,
Land Forces Sub Comm. A.C.
(M.M.I.A.).

SWC/jo

nf 11

3504

Declassified E.O. 12065 Section 3-402/NNDG NO. 725020

(ST/6/6)

FILE 9

MESSAGE FORM

From : MMIA

To : AGC SARDINIA

01

2/6

ST/420

FOR MMIA LO (.) AS AT 24 SEP YOU REPORTED STOCKS OF MEAT AND FISH AS ONE MILLION TWO HUNDRED AND EIGHT THOUSAND AND FIFTY FOUR POUNDS (.) AS AT 24 OCT YOU REPORTED STOCKS OF SAME ITEMS AS TWO MILLION SIX HUNDRED AND FIFTY EIGHT THOUSAND SEVEN HUNDRED AND SIXTY TWO POUNDS (.) NO ACCEPTANCE NOTES OR SHIPPING TICKETS RECEIVED THIS HQ FOR THE INCREASE (.) CONFIRM BY SIGNAL IMMEDIATELY IF THIS INCREASE IS CORRECT AND IF YOU HAVE SUPPORTING VOUCHERS (.) URGENT

PRECEDENCE ~~IMPORTANT~~

AUTHENTICATION [signature] Major ~~LT. COL.~~ Inf.

Copy to A/Q Attention Major Rose

3503

see 10/11

Declassified E.O. 12065 Section 3-402/NNDG NO. 785020

8

SUBJECT: Subsistence - Italian Armed Forces

Military Mission Italian Army
Rome
AQ/2/6-1
5 October 1944

TO: AFHQ (4)
HQ AAI (4) for DCAO
HQ COMMUNICATION ZONE NATOUSA (4) ( )

1. We are attaching hereto recapitulation of Ration Strength Returns of the Italian Army and stock balances in their depots as follows:

Appendix "A" - Ration Strength Return

Appendix "B" - Stocks held in Italian Depots.

2. The above figures are compiled as of 25 September 1944.

CLAYTON P. KERR, Colonel
for Major General
M. M. I. A.

TTR/ri

COPY TO: MMIA ST

3004

APPENDIX "A"

~~RATION~~ STRENGTH OF ITALIAN ARMED FORCES

	ITALIAN ARMY	ITALIAN NAVY	ITALIAN AIR FORCE	CCRR	TOTAL
1. WITH EIGHTH ARMY (British)	8,629			63	8,692
2. With FIFTH ARMY (American)	14,431			46	14,477
3. In area near of Army Boundaries	194,107	57,421	24,572	28,909	305,009
4. SARDINIA	40,043	6,575	4,567	3,796	54,981
5. SICILY	10,175	4,852	777	8,015	23,819
6. CORSICA	5,135				5,135
7. TOTAL	272,520	68,848	29,916	40,829	412,113

Declassified E.O. 12065 Section 3-402/NND NO. 785020

Declassified E.O. 12065 Section 3-402/NNDG NO. 785020

S U B S I S T E N C E

STOCKS HELD IN ITALIAN DEPOTS

QUANTITIES EXPRESSED IN NET POUNDS UNLESS OTHERWISE SHOWN

ITEM	NAPLES	BARI	TARANTO BRINDISI	CATANZARO	ROME	SICI[illegible]
A	B	C	D	E	F	G
FLOUR AND BISCUITS	552,304	2,422,711	6,372,801	338,320	911,251	721,[illegible]
VEGETABLES DEHYD.	595,772	613,587	1,090,995	92,130	151,345	25,[illegible]
CANNED MEAT AND PRESERVED FISH		528,178	722,324	157,609	3,752	307,[illegible]
CHEESE	105,402	418,088	206,801	87,729	190,801	12,[illegible]
SUGAR	35,129	966,466	926,614	105,128	87,321	93[illegible]
MACARONI	461,902	1,526,174	1,159,642	261,262	470,857	187,[illegible]
RICE	826,907	289,260	298,635	54,815	173,639	35[illegible]
BEANS AND PEAS DRIED	310,653	436,757	87,075	68,925	257,766	
TOMATO CATSUP AND PASTE	232,132	188,671	69,202	16,922	62,652	17[illegible]
COFFEE	33,542	276,879	311,082	47,309	63,370	77[illegible]
PEPPER	116,529	1,172	1,601	402	232	
MATCHES:-						
BOXES	465,370	1,020,907	47,643	15,447	69,482	
BOOKS	91,605	111,094	68,977	8,966		

LOCAL PURCHASE ITEMS FROM ITALIAN SOURCES

FRUIT, DRIED	(- PURCHASED	- DAILY	781 - NO STOCK	ON HAND -)
FRESH VEGETABLES				
OLIVE OIL	192,377	184,927	101,372	14,830
NUTS		10,631		
SALT	265,862	81,209		110,234
WINE	189,660	174,156	23,629	140,832

0035

Declassified E.O. 12065 Section 3-402/NHDG NO. 785020

APPENDIX "B"

S U B S I S T E N C E

STOCKS HELD IN ITALIAN DEPOTS

ANTITIES EXPRESSED IN NET POUNDS UNLESS OTHERWISE SHOWN

BARI	TARANTO BRINDISI	CATANZARO	ROME	SICILY	SARDINIA	TOTALS
C	D	E	F	G	H	I
2,422,711	6,372,801	338,320	911,251	721,551	3,508,120	14,827,058
613,587	1,090,995	92,130	151,345	25,608	1,562,842	4,132,279
				307,924	1,208,054	3,033,243
		157,609	3,752	12,058	419,757	1,370,363
528,178	722,324	87,729	190,801	93,544	467,460	3,108,435
418,088	206,801	105,128	87,321	187,764	1,273,480	5,706,086
966,466	926,614	261,262	470,857	35,165	405,420	1,567,587
1,526,174	1,159,642	54,815	173,639		824,709	1,907,364
289,260	298,635	68,925	257,766		250,432	639,217
436,757	87,075	16,922	62,652	17,796	573,331	1,465,959
188,671	69,202	47,309	63,370	77,459	6,648	11,249
276,879	311,082	402	232	10		
1,172	1,601				896,500	2,515,349
		15,447	69,482		3,443,138	3,723,780
1,020,907	47,643	8,966				
111,094	68,977					

LOCAL PURCHASE ITEMS FROM ITALIAN SOURCES

781

781

SED - DAILY - NO STOCK ON HAND -)

184,927	101,372	14,830	55	5,579	493,5[illegible]
10,631				41,800	10,631
81,209		110,234	2,527	236,600	459,832
174,156	23,629	140,832			528,277

Declassified E.O. 12065 Section 3-402/NNDG No. 785020

ITEM	NAPLES	BARI	TARANTO BRINDISI	CATANZARO	ROME	SICILY	SARD[INIA]
FLOUR AND BISCUITS	552304	2422711	6372561	338320	911251	721551	3568,1[illegible]
VEGETABLES, DEHYD.	595772	613587	1090995	92130	151345	25808	1562[illegible]
CANNED MEAT AND PRES. FISH	105402	528178	722324	157609	2752	307924	17050[illegible]
CHEESE	35179	418088	206801	87729	199801	12058	4197[illegible]
SUGAR	461902	964466	926614	105178	87221	73544	4674[illegible]
MACARONI	876907	1526174	1159642	261262	470851	187764	17734[illegible]
RICE	310653	289260	298635	54815	173639	35165	4654[illegible]
BEANS AND PEAS DRIED	232134	436757	87075	68945	257166	—	5242[illegible]
TOMATO CATSUP & PASTE	33542	188671	69202	16922	67652	17796	2504[illegible]
COFFEE	116529	276879	311082	47309	63370	77459	5733[illegible]
PEPPER	1184	1172	1601	402	232	10	16[illegible]
MATCHES:-							
BOXES	465370	1020907	47643	15447	69482	—	8765[illegible]
BOOKS	91605	111094	68977	8966	—	—	34431[illegible]
Purchase LOCALLY ITEMS FROM ITALIAN SOURCES							
FRUIT, DRIED	—	—	781	—	—	—	—
FRESH VEGETABLES	—	(— Purchased			Daily	— No stor[illegible]	
OLIVE OIL	192377	154927	101372	14830	—	55	—
NUTS	—	10631	—	—	—	—	—
SALT	265862	81209	—	110234	—	2527	[illegible]
WINE	189660	174156	23679	140832	—	—	—

Mod. 6863

Declassified E.O. 12065 Section 3-402/NNDG NO. 785020

	NAPLES	BARI	TARANTO BRINDISI	CATANZARO	ROME	SICILY	SARDINIA		TOTALS
	552304	2422711	6372501	338320	911251	721551	2508170		14527058 ✓
	595772	413587	1090905	92130	151345	25008	1564842		4132279 ✓
…ISH	105402	528178	722324	157609	3752	307924	1208054		3033243 ✓
	35179	418088	206801	81729	190801	12058	419757		[illegible]370363 ✓
	461902	966466	926614	105178	82321	32544	467460		[illegible]108435 ✓
	826907	1526174	1159642	261262	470857	187764	1273480		5706036 ✓
	310653	259260	298635	54815	173639	35165	465470		1567587 ✓
	232132	436757	87075	68975	257766	—	524709		1907364 ✓
	33542	188671	64202	16922	62652	17726	250434		639217 ✓
	116529	276879	311082	47309	63370	77459	573331		1465959 ✓
	1184	1172	1601	402	232	10	6648		11249 ✓
	465370	1020907	47643	15447	69482	—	896500		2515349
	91605	111094	68977	8966	—	—	3443138		3723780
…ROM ITALIAN SOURCES									
	—	—	781	—	—	—	—		781
	—								
	122377	184927	101372	14830	—	55	—		493561
	—	10631	—	—	—	—			10631
	265862	81209	—	110234	—	2527	—		459832
	189660	174156	23629	140832	—	—	—		528277

(— Purchased Daily — No stock on hand)

Declassified E.O. 12065 Section 3-402/NNDG NO. 785020

FILE

STOCKS 3 AT 24 SEPTEMBER 44. CATTANZARO

SECTOR	NAPLES.	BARI.	TARANTO BRINDISI	CROTONE	ROM
STRENGTH					
COMMODITIES.	LBS	LBS	LBS	LBS	
Flour ✓	552,304	2,416,183	6,359,556	318,578	911,1
Bread ✓					
Biscuits ✓	—	6,528	13,245	19,742	5
Rice ✓	310,653	289,260	298,635	54,815	173,
Macaroni ✓	826,907	1,526,174	1,159,642	261,262	470,
Meat Canned + ✓	105,402	433,278	679,377	157,609	—
Sugar ✓	461,902	966,466	926,614	105,128	87,
Pres Fish + ✓	—	74,900	42,947	—	3,7
Sausage ✓					
Coffee ✓	112,848	264,616	240,895	47,309	63,
Coffee Sub ✓	3,681	7,263	20,187	—	—
Tea	42	704	5,790	6,784	—
Pepper ✓	1,184	1,172	1,601	402	
Dehyd Veg. ✓	595,772	213,587	1,090,995	92,130	151,
Dried Veg ✓	232,132	436,757	87,075	68,925	257,
Dried Garlic / Onion Pdr	—	—	9,931	3,353	—
Salt + ~~Dried Onion Pdr.~~ ✓	265,862	81,209	—	110,234	—
~~Tinned Veg.~~					
Cheese Tnd ✓	35,129	418,088	206,801	81,729	190,
Cheese Grated ✓	101	8,862	4,295	3,397	—
~~Dehyd Meat~~					
Tomato Paste ✓	33,542	188,671	69,202	16,922	62,
Cocoa	460	—	—	—	—
Tnd. Milk (tins)	—	—	500	—	—
Olive Oil ✓	192,377	184,927	101,372	14,830	
~~Anice~~					

Declassified E.O. 12065 Section 3-402/NHDC NO. 785020

SEPTEMBER 44.

RANTO	~~CROTONE~~ CATANZARO	ROME	SICILY	SARDINIA	TOTAL.	
INDISI						
LBS	LBS					
59,556	318,578	911,194	721,551	3,219,891	14,490,257	
13,245	19,742	57	—	297,229	336,801	4,827,058
98,635	54,815	173,639	35,165	405,420	1,567,587	
59,642	261,262	470,857	187,764	1,273,480	5,706,086	
79,377	157,609	—	307,924	831,967	2,515,557	
26,614	105,128	87,321	93,544	467,460	3,108,435	
42,947	—	3,752	—	376,087	517,686	
70,895	47,309	63,370	77,459	529,753	1,391,250	1,465959
0,187	—	—	—	43,578	74,709	
5,790	6,784	—	—	—	13,320	
1,601	402	232	10	6,648	11,249	
80,995	92,130	151,345	25,608	1,562,842	4,132,279	
37,075	68,925	257,766	—	824,709	1,907,364	
9,931	3,353	—	—	—	13,284	
—	110,234	—	2,527	286,604	459,832	
6,801	87,729	190,801	12,058	419,759	1,370,363	
295	3,397	—	2,623	3,975	23,253	
1,202	16,922	62,652	17,796	250,432	639,217	
—	—	—	—	—	460	
500	—	—	—	—	500	
101,372	14,830	—	555	5,579	493,561	

Declassified E.O. 12065 Section 3-402/NNDG NO. 785020

Sausage	✓				
Coffee	✓	112,848	269,616	290,895	47,309	63,3
Coffee Sub	✓	3,681	7,263	20,187	—	—
Tea		42	704	5,790	6,784	—
Pepper	✓	6,184	1,172	1,601	402	2
Dehyd Veg	✓	595,772	613,587	1,090,995	92,130	151,3
Dried Veg	✓	232,132	436,757	87,075	62,925	257,7
Dried Garlic / Onion Pdr		—	—	9,931	3,353	—
Salt ~~Dried Onion Pdr.~~	✓	265,862	81,209	—	110,234	—
~~Tinned Veg.~~						
Cheese Tnd	✓	35,129	418,088	206,801	87,729	190,8
Cheese Grated	✓	101	8,862	7,295	3,397	—
~~Dehyd Meat~~						
Tomato Paste	✓	33,542	183,671	69,202	16,922	62,6
Cocoa		460	—	—	—	—
Tnd. Milk (tins)		—	—	500	—	—
Olive Oil	✓	192,379	184,929	101,372	14,830	—
~~Anice~~						
~~Brandy~~						
Sweets		9,450	841	5,439	—	—
Sweets & Chocolate		—	—	163	—	—
Cigarettes (lbs)		3,106	25,419	53,772	8,192	—
Matches (Boxes)		465,370	1,020,907	47,643	15,447	69,482
Matches (Books)		91,605	111,094	68,977	8,966	—
Lemon Juice Btles		4,374	47	7283	10,264	—
Min Waters (btls)		—	248	131	—	—
MARMALADE JAM		61,409	52,481	3,590	406	—

Declassified E.O. 12065 Section 3-402/NNDG NO. 785020

395	47,309	63,370	77,459	529,753	1,391,250	✓ 1,045959
187	—	—	—	43,578	74,709	✓
790	6,784	—	—	—	13,320	✓
601	402	232	10	6,648	11,249	✓
795	92,130	151,345	25,608	1,562,842	4,132,279	✓
275	68,925	257,766	—	824,709	1,907,364	✓
31	3,353	—	—	—	13,284	✓
—	110,234	—	2,527	256,600	459,832	✓
					—	
801	87,729	190,801	12,058	419,757	1,370,363	✓
5	3,397	—	2,623	3,975	23,253	✓
					—	
02	16,922	62,652	17,796	250,432	639,217	✓
—	—	—	—	—	460	✓
00	—	—	—	—	500	✓
372	14,830	—	551	5,549	493,561	✓
39	—	—	—	—	15,730	✓
3	—	—	—	—	163	✓
72	8,192	—	6,800	—	97,289	✓
3	15,447	69,482	—	896,500 ✓	2,515,349	✓
7	8,966	—	—	3,443,138 ✓	5,723,780	✓
	10,264	—	—	—	21,968	✓
	—	—	—	—	379	✓
0	406	—	—	65	117,951	✓

Declassified E.O. 12065 Section 3-402/NNDG NO. 785020

[illegible]MBER 44.

2/6

SECTOR	NAPLES	BARI	TARANTO BRINDISI	CANTAZARO	ROME	S
STRENGTH						
COMMODITY	LBS	LBS	LBS	LBS	LBS	L
Nuts	—	10,631	—	—	—	
Amaro Lucano (Btls)	—	338	20	—	—	
Amaro Ramazotti (Btls)	—	11	—	—	—	
Vermouth (Btls)	—	258	—	—	—	
Orange Juice (Btls)	—	8	—	—	—	
Fruit Syrup	—	640	—	—	—	
Hosp Pasta	—	—	1293	—	—	
Dried Fruit	—	—	781	—	—	
Cigars	—	—	295	—	—	
Lime Juice Pwd (Pkts)	—	—	800	—	—	
Cigt. Papers (Pkts)	—	—	9,770	—	—	
Tinned Tongue (tins)	—	261	—	—	—	
Peas (tins)	—	512	—	—	—	
Mineral Water Powder (Boxes)	—	158	—	—	—	
Marsala (Kg)	—	—	2,866	—	—	
Wine	189,660	174,156	23,629	140832	—	
Brandy	12,633	6637	15,76	65		
Anice	—	30	3665			
Cognac						

Declassified E.O. 12065 Section 3-402/NNDG NO. 785020

DECEMBER 44.

CANTAZARO	ROME	Sicily	SARDINA	Totals	
LBS	LBS	LBS	LBS		
—	—	—	~~41800~~	10,631	
—	—	—	—	358	
—	—	~~1850~~	—	11	
—	—	—	—	258	
—	—	—	—	8	
—	—	—	—	640	
—	—	—	—	1293	
—	—	—	—	781	
—	—	—	—	295	
—	—	—	—	800	
—	—	—	—	9,770	
—	—	—	—	261	
—	—	—	—	512	
—	—	—	—	158	
—	—	—	—	2,866	
140832	—	—	—	528277	
65		—	—	20911	
				3695	
			50854 [illegible]		

[illegible]

Declassified E.O. 12065 Section 3-402/NNDG NO. 785020

ORANGE JUICE (B+C)	—	—	8	—	—	—
FRUIT SYRUP	—	—	640	—	—	—
HOSP PASTA	—	—	—	1293	—	—
DRIED FRUIT	—	—	—	781	—	—
CIGARS	—	—	—	295	—	—
LIME JUICE PWD (PKTS)	—	—	—	800	—	—
CIGT. PAPERS (PKTS)	—	—	—	9,770	—	—
TINNED TONGUE (TINS)	—	—	261	—	—	—
PEAS (TINS)	—	—	512	—	—	—
MINERAL WATER POWDER (PKTS)	—	—	158	—	—	—
MARSALA (KG)	—	—	—	2,866	—	—
WINE	189,660		174,156	23,629	140832	—
BRANDY	—	12,633	6637	15,76	65	—
ANICE	—		30	3665		

51

Declassified E.O. 12065 Section 3-402/NNDC NO. 785020

		—	—	—	8	
		—	—	—	640	
		—	—	—	1293	
		—	—	—	781	
		—	—	—	295	
		—	—	—	800	
		—	—	—	9,770	
		—	—	—	261	
		—	—	—	512	
		—	—	—	8,158	
		—	—	—	2,866	
32		—	—	—	528277	
65		-	—	—	20911	
					3695	
				58856 | [illegible]		

[illegible]

(12)

Declassified E.O. 12065 Section 3-402/NNDG NO. 785020

duplicato

Mod.505

Roma P.M.151, 11 ott. 1944

To Chief Clerk:- NOT REGISTERED.

Ministero della Guerra
DIREZIONE GENERALE
DEI SERVIZI DI COMMISSARIATO MILITARE
- Ufficio Situazioni -
Divisione ___ Sez. ___
Prot. N. 209 /SA Allegati uno

Alla SOTTOCOMMISSIONE
PER L'ESERCITO DELLA A.S.C
ROMA

Risposta al f. del ___
Div. ___ Sez. ___ N. ___

OGGETTO: Situazione mensile della forza vettovagliata.

Montnly situation of the rationed strength.

e, per conoscenza:

AL MINISTERO DELLA GUERRA = GABINETTO = SEDE
- Ufficio C.A. -
^^^^^^^^^^^^

Con riferimento al foglio AQ/27 del 6 agosto 1944 si trasmette la segnalazione mensile della forza vettovagliata al 25 settembre 1944 tratta dalla situazione compilata dallo S.M.R.E.

p. IL MINISTRO
F.to Pelligra

P. C. C.
IL CAPO UFFICIO
(Cap.C. Maramotti)

Ref: AQ/27 of 6 Aug. 44. herewith the information, rendered monthly, of the rationed strength on 25 Sep. 44., drawn from the situation compiled by the S.M.R.E.

3497

Declassified E.O. 12065 Section 3-402/NNDG NO. 785020

SITUAZIONE FORZA VETTOVAGLIATA AL 25 SETTEMBRE 1944 DELLE

DISLOGAZIONE	R.ESERCITO	R.MARINA	R.AERONAUTICA	CC.
CON LE FORMAZIONI INGLESI DELL'8^ ARMATA	8.629			
CON LE FORMAZIONI DEL 5° CORPO D'ARMATA POLACCO				
CON LE FORMAZIONI AMERICANE DELLA 5^ ARMATA	14.431			
NELLA ZONA SUD LINEA OPERAZIONI	194.107	57.421	24.572	
SARDEGNA	40.043	6.575	4.567	
SICILIA	10.175	4.852	777	
CORSICA	5.135			
ESTERO				
T O T A L E	272.520	68.848	29.916	

SECRET

Declassified E.O. 12065 Section 3-402/NNDG NO. 785020

ZIONE FORZA VETTOVAGLIATA AL 25 SETTEMBRE 1944 DELLE FF.AA.ITALIANE

	R.ESERCITO	R.MARINA	R.AERONAUTICA	CC. RR.	T O T A L E
ARMATA	8.629			63	8.692
ARMATA					
5^	14.431			46	14.477
	194.107	57.421	24.572	28.909	305.009
	40.043	6.575	4.567	3.796	54.981
	10.175	4.852	777	8.015	23.819
	5.135				5.135
	272.520	68.848	29.916	40.829	412.113

[redacted]

Declassified E.O. 12065 Section 3-402/NNDG NO. 785020

SITUAZIONE FORZA VETTOVAGLIATA AL 25 Settembre 1944

DISLOCAZIONE	R.ESERCITO	R.MARINA	R.AERONAUTICA	CC.
CON LE FORMAZIONI INGLESI DELL'8^ ARMATA	8.629			
CON LE FORMAZIONI DEL 5° CORPO D'ARMATA POLACCO				
CON LE FORMAZIONI AMERICANE DELLA 5^ ARMATA	14.431			
NELLA ZONA SUD LINEA OPERAZIONI	194.107	57.421	24.572	28.
SARDEGNA	40.043	6.575	4.567	3.
SICILIA	10.175	4.852	777	8.
CORSICA	5.135			
ESTERO				
T O T A L E	272.520	68.848	29.916	40.

Declassified E.O. 12065 Section 3-402/NNDG NO. 785020

SITUAZIONE FORZA VETTOVAGLIATA AL 25 Settembre 1944 ..... DELLE FF.AA.ITAL.

E	R.ESERCITO	R.MARINA	R.AERONAUTICA	CC. RR.	T O T A L E
L'8^ ARMATA	8.629			63	8.692
O D'ARMATA CCO					
ELLA 5^	14.431			46	14.477
NI	194.107	57.421	24.572	28.909	305.009
	40.043	6.575	4.567	3.796	54.981
	10.175	4.852	777	8.015	23.819
	5.135				5.135
	272.520	68.848	29.916	40.829	412.113

Declassified E.O. 12065 Section 3-402/NNDG NO. 785020

SUBJECT: Rations-Present Stocks and Future Requirements

OK

ARMY SUB COMMISSION ACC
HQ MAIA
ROME
AQ/2/6
14 September 1944

TO : HQ AAI (4) for DCAO
HQ SOS NATOUSA (4)

1. Attached herewith:-

Ration Strength reported by Italian War Ministry as at 25 August 1944 Appendix A.

Stocks of Commodities reported by Italian War Ministry as at 25 August 1944 Appendix 3.

Estimate of Ration strengths for Sept to Dec. Appendix C.

The above are based on the best information available at this time.

2. It is requested that the appropriate HQs may be asked to arrange shipment or delivery to the Italian depots in the ports in accordance with the attached data as accurately as may be possible.

CLAYTON P. KERR, Colonel
for Major General
Army Sub Commission ACC

Declassified E.O. 12065 Section 3-402/NNDG NO. 785020

APPENDIX "
MIA letter AQ/2
Sept 1944

Ration

STRENGTH OF ITALIAN ARMED FORCES
as at 25 August 1944

SERIAL (a)	(b)	ITALIAN ARMY (c)	ITALIAN NAVY (d)	ITALIAN AIR FORCE (e)	CORR (f)
1	With British formations with Eighth Army	9,433			
2	With Polish Corps under command of Five Corps	22,830 (1)	1,918 (2)		
3	With FIFTH Army	8,934			(1
4	In area rear of Army Boundaries	179,245	58,686	22,709	27,63
5	SARDINIA	63,953	6,798	5,059	3,92
6	SICILY	11,990	5,077	940	7,80
7	CORSICA	4,931			
8	TOTAL	301,316	72,479	28,708	39,55

(1) Includes CIL Nembo Div and Delegazione A SI HE
(2) S. Marco Regt

Declassified E.O. 12065 Section 3-402/NHDC NO. T85020

APPENDIX "A" to
MMIA letter AQ/2/6 dated
Sept 1944

TRENGTH OF ITALIAN ARMED FORCES
as at 25 August 1944

	ITALIAN ARMY (c)	ITALIAN NAVY (d)	ITALIAN AIR FORCE (e)	CCRR (f)	TOTAL (g)
ions	9,433				9,433
nder ps	22,830 (1)	1,918 (2)			24,885
	8,934			61	8,995
y	179,245	58,683	22,709	27,636	288,276
	63,953	6,798	5,059	3,922	79,732
	11,990	5,077	940	7,803	25,810
	4,931				4,931
	301,316	72,479	28,708	39,559	442,062

bo Div and Dollgazione A S RE

Declassified E.O. 12065 Section 3-402/NNDG NO. 785020

APPENDIX "A" TO ANNEX

STOCKS HELD IN ITALIAN DEPOTS BASED ON PARAS SHOWN
All items in Pounds except where specially shown.

ITEMS	NAPLES	BARI	TARANTO BRINDISI	CROTONE	SARDINIA	SICILY
A	B	C	D	E	F	G
BREAD	51,593	NIL	NIL	NIL	NIL	NIL
FLOUR	3,636,874	5,256,145	8,718,667	730,380	5,483,893	419,000
BISCUITS	NIL	10,603	34,984	37,549	NIL	19,790
RICE	898,255	368,689	181,529	46,503	331,829	22,900
MACARONI	500,018	1,683,927	673,000	184,816	1,428,269	134,000
MEAT, CANNED	35,229	246,567	410,296	270,127	654,648	442,000
SUGAR	97,163	625,655	1,151,278	85,143	958,523	49,000
CANNED FISH	23,719	43,595	135,160	878	413,092	NIL
SAUSAGE	1,312	53,253	5,581	592	561,408	NIL
COFFEE	141,122	216,675	173,025	56,785	587,941	100,500
COFFEE (SUB)	39,700	6,902	19,490	50	NIL	NIL
TEA	119	483	5,756	9,436	NIL	1,196
PEPPER	468	284	1,149	343	6,953	198
DEHYD VEG	632,780	683,186	1,135,702	121,616	1,414,485	6,250
DRIED VEG	527,467	289,763	206,856	119,737	1,308,282	38,000
DRIED GARLIC	NIL	24,573	22,886	NIL	NIL	NIL
TD VEG	42,366	185	190	2,425	14,560	33,500
MARMALADE JAM	79,067	22,055	46,214	515	NIL	NIL
SOUPS TD	NIL	NIL	NIL	NIL	200	NIL
CHEESE TND	317,904	292,349	212,536	99,405	528,216	8,600
TOMATO PASTE	113,511	914,883	92,846	36,070	404,714	26,000
ANICE	NIL	NIL	2,889	NIL	NIL	NIL
BRANDY	6,016	5,924	4,6[illegible]1	65,500	NIL	NIL
SWEETS	3,748	662	6,559	866	NIL	NIL
SWEETS & CHOCOLATE	NIL	660	6,471	NIL	NIL	NIL
TD. MILK	NIL	NIL	NIL	NIL	405	NIL
LEMON JUICE (BTLS)	4,374	NIL	7,373	10,264	NIL	NIL
MIN WATERS	4,500	NIL	NIL	NIL	NIL	NIL
CIGARETTES	12,233,000	10,370,704	15,230,000	6,477,000	896,500	76,500
MATCHES (BXS)	462,033	1,378,197	194,730	100,175	NIL	NIL
MATCHES (BOOKS)	265,700	28,105	40,936	NIL	3,634,850	NIL
COCOA	NIL	NIL	NIL	68	NIL	NIL
CHEESE GRATED	3,168	18,755	10,576	12,016	NIL	7,670
OLIVE OIL	118,442	216,412	40,260	NIL	NIL	317,844
DEHYD LEMT	NIL	NIL	[illegible]			

Declassified E.O. 12065 Section 3-402/NNDG NO. 785020

ANNEX '..' TO AMIL Letter A/Q SEPT. 1944

STOCKS HELD IN ITALIAN DEPOTS BASED ON PARTS SHOWN
All items in Pounds except where specially shown.

BARI	TARANTO BRINDISI	CROTONE	SARDINIA	SICILY	ROME	TOTAL
C	D	E	F	G	H	I
NIL	NIL	NIL	NIL	NIL	NIL	51,593
5,256,145	8,718,667	780,380	5,483,893	419,000	275,237	24,570,196
10,683	34,984	37,549	NIL	19,790	6,807	109,813
368,639	181,529	46,503	331,829	22,900	65,275	1,914,980
1,683,927	673,000	184,816	1,428,269	134,000	406,598	5,009,623
246,567	410,296	270,127	654,648	442,000	NIL	2,058,867
62[illegible],655	1,151,278	85,143	958,523	49,000	38,702	3,005,464
43,595	135,160	878	413,092	NIL	NIL	616,444
53,253	5,581	592	561,408	NIL	NIL	622,146
216,675	173,025	56,785	587,941	100,500	216	1,276,264
6,902	19,490	50	NIL	NIL	1,524	67,666
483	5,756	9,436	NIL	1,196	NIL	16,990
284	1,149	343	6,953	198	302	9,697
683,186	1,135,702	121,616	1,414,435	6,250	750	3,994,769
289,763	206,856	119,737	1,308,282	38,000	196,441	2,686,546
24,573	22,886	NIL	NIL	NIL	NIL	47,459
185	190	2,425	14,560	33,500	NIL	93,226
22,055	46,214	515	NIL	NIL	NIL	147,851
NIL	NIL	NIL	200	NIL	118,814	119,014
292,349	212,530	99,405	528,216	8,600	NIL	1,459,004
914,883	92,[illegible]46	36,070	404,714	26,000	21,547	1,609,571
NIL	2,889	NIL	NIL	NIL	NIL	2,889
5,924	4,6[illegible]1	65,500	NIL	NIL	NIL	82,121
662	6,559	866	NIL	NIL	NIL	11,835
660	6,471	NIL	NIL	NIL	NIL	7,131
NIL	NIL	NIL	405	NIL	NIL	405
NIL	7,373	10,264	NIL	NIL	NIL	22,011
NIL	NIL	NIL	NIL	NIL	NIL	4,500
10,370,704	15,230,000	6,477,000	NIL	NIL	3,189,746	47,500,450
1,378,197	194,730	100,175	896,500	76,500	NIL	3,108,135
28,105	40,936	NIL	3,634,850	NIL	NIL	3,969,591
NIL	NIL	68	NIL	NIL	NIL	68
18,755	10,576	12,016	NIL	7,670	7,541	59,726
216,412	40,260	NIL	NIL	317,844	5,618	698,576
NIL	99[illegible]	[illegible]	[illegible]	[illegible]	[illegible]	[illegible]

Declassified E.O. 12065 Section 3-402/NNDG NO. 785020

APPENDIX C TO MMIA
Letter AQ/2/6 dated
September 1944

Estimated Ration Strength by percentages for depots in Mainland West, Mainland East, Sicily and Sardinia for the months September, October, November and December.

MONTH	MAINLAND WEST	MAINLAND EAST	SICILY	SARDINIA
September	27%	40%	10%	23%
October (corrected)	60%	40%	NIL	NIL
November	60%	40%	NIL	NIL
December	60%	40%	NIL	NIL

Declassified E.O. 12065 Section 3-402/NNDG NO. 785020

6

INTER OFFICE MINUTE

FILE: ST/6/1

Asst G-4 (Ofcs & Rtns)

Stocks in Italian Army Depots as at close of business 29 Aug 44 are enclosed herewith

10 Sep 44

3-39

Declassified E.O. 12065 Section 3-402/NNDG NO. 785020

SECTOR	NAPLES	BARI	TARANTO BRINDISI	CROTONE	SARDINIA
STRENGTH					
COMMODITIES	LBS	LBS	LBS	LBS	LBS
Sweets & Chocolate	—	660	6471	—	—
Td. Milk	—	—	—	—	405
Syrup	—	—	—	—	—
Lemon Juice (Btls)	4,374	—	7,373	10,264	—
Min Waters	4,504	—	—	—	—
Cigarettes Pks	12,233,000	10,370,704	15,230,000	6,477,000	—
Tobacco	—		—		—
Matches (Pxs)	462,033	1,378,197	194,730	100,175	196,500
Matches (Books)	265,700	28,105	40,936	—	3,634,850
Cocoa	—	—	—	68	—
~~Hay~~	—				
~~Straw~~					
~~Oats~~					
~~Barley~~					
~~Macaroni~~					
~~Grains~~					
Cheese Grated	3,168	18,755	10,576	12,016	—
Dehyd Meat	—	—	99		—
Olive Oil	118,442	216,412	40,260	[illegible]	[illegible]
Canned Spread	—	—	—	28,882	—

Declassified E.O. 12065 Section 3-402/NHDC NO. 785020

	TARANTO BRINDISI	CROTONE	SARDINIA	SICILY	ROME	TOTAL
S	LBS	LBS	LBS	LBS	LBS.	LBS
60	6471	—	—	—	—	7,131
	—	—	405	—	—	405
	—	—	—	—	—	—
	7,373	10,264	—	—	—	22,011
	—	—	—	—	—	4,500
2,704	15,230,000	6,477,000	—	—	3,189,746	47,500,450
	—		—	—	—	
197	194,730	100,175	896,500	76,500	—	3,108,135
105	40,936	—	3,634,850	—	—	3,769,591
	—	68	—	—	—	68
755	10,576	12,016	—	7,670	7,541	59,726
—	99		—	—		99
412	40,260	[illegible]	[illegible]	317,844	5,618	698,576
—	—	28,883	—	—	—	28,883
	34-0					

Declassified E.O. 12065 Section 3-402/NNDG No. 785020

(A)

Stocks as at 24th August. 44.

SECTOR	NAPLES	BARI	TARANTO BRINDISI	CROTONE	SARDINIA
STRENGTH	B	C	D	E	F
COMMODITIES	LBS	LBS	LBS	LBS	LBS
Bread	51,593	—	—	—	—
Flour	3,636,874	5,256,145	8,718,667	780,380	5,483,89
Biscuits	–	10,683	34,984	37,549	—
Rice	898,255	368,689	181,529	46,503	331,82
Macaroni	500,018	1,683,927	673,000	184,816	1,428,26
~~Frozen Meat~~	—	—	—	–	—
Meat Canned	35,229	246,567	410,296	270,127	654,64
Sugar	97,163	625,655	1,151,278	85,143	958,52
[illegible]					
Canned fish ~~Bacon~~	23,719	43595	135,160	878	413,09
[illegible]					
[illegible]					
Sausage	1,312	53,153	5,581	592	561,40
Coffee	141,122	216,675	173,025	56,785	587,94
Coffee (Sub)	39,700	6,902	19,490	50	—
Tea	119	483	5,756	9,436	—
Pepper	468	284	1,149	343	6,9
Dehyd Veg	632,780	683,186	1,135,702	121,616	1,414,48
Dried Veg	527,467	289,763	206,856	119,737	1,308,28
Dried Garlic	–	24,573	22,886	–	—
Td Veg	42,366	185	190	2,425	14,56
Td. Potatoes	–	—	—	—	—
Dried Potatoes	–	—	—	—	—
Margarine	–	—	—	—	—
Marmalade Jam	79,067	22,055	46,214	515	—
Ham Td.	–	—	—	—	—
Soups Td.	–	—	—	—	200
Cheese Tnd	317,904	292,349	212,530	99,405	528,21

Declassified E.O. 12065 Section 3-402/NNDG NO. 785020

24th August 44.

BARI	TARANTO BRINDISI	CROTONE	SARDINIA	CORSICA	ROME	TOTAL
C	D	E	F	G	H	I
LBS	LBS	LBS	LBS	LBS	LBS	LBS
—	—	—	—	—	—	51,593
256,145	8,718,167	780,380	5,483,893	419,000	275,237	24,570,196
10,683	34,984	37,549	—	19,790	6,807	109,813
268,189	181,539	46,503	331,829	22,900	65,275	1,914,980
683,927	673,000	184,816	1,428,269	134,000	406,598	5,009,628
—	—	—	—	—	—	
246,567	410,296	270,127	654,648	442,000	—	2,058,867
425,655	1,151,278	85,143	958,523	49,000	38,702	3,005,464
					—	
43595	135,160	878	413,092	NIL	NIL	616,444
53,253	5,581	592	561,408	NIL	—	622,146
316,675	173,025	56,785	187,941	100,500	216	1,276,264
6,902	19,490	50	—	—	1,524	67,666
483	5,756	9,436	—	1,196	—	16,790
281	1,149	343	6,953	198	302	9,697
683,186	1,135,702	121,616	1,414,485	6,250	750	3,994,769
289,763	206,856	119,737	1,308,282	38,000	196,441	2,686,546
24,573	22,886	—	—	—	—	47,459
185	190	2,425	14,560	33,500	—	93,226
—	—	—	—	—	—	—
—	—	—	—	—	—	—
—	—	—	—	—	—	—
22,055	46,214	515	—	—	—	147,851
—	—	—	—	—	—	—
—	—	—	200	—	118,814	119,014
92,349	212,530	99,405	528,216	8,600		1,459,004

Not classified

Declassified E.O. 12065 Section 3-402/NNDG NO. 785020

	300,018	1,025,121	[illegible]	[illegible]	1,120,[illegible]
~~Frozen Meat~~	—	—	—	—	—
Meat Canned	35,229	246,567	410,296	270,127	654,[illegible]
Sugar	97,163	625,655	1,151,278	85,143	958,[illegible]
~~Beans~~					
Canned fish ~~Bacon~~	23,719	43595	135,160	878	413,0[illegible]
~~Herrings~~					
~~Bacon~~					
Sausage	1,312	53,253	5,541	592	561,4[illegible]
Coffee	141,122	216,675	173,025	56,785	187,[illegible]
Coffee (Sub)	39,700	6,902	19,490	50	—
Tea	119	483	5,756	9,436	—
Pepper	468	284	1,149	343	6[illegible]
Dehyd Veg	632,780	683,186	1,135,702	121,616	1,414,[illegible]
Dried Veg	527,467	289,763	206,856	119,737	1,308,[illegible]
Dried Garlic	—	24,573	22,886	—	—
Td Veg	42,366	185	190	2,425	14,5[illegible]
Td. Potatoes	—	—	—	—	—
Dried Potatoes	—	—	—	—	—
Margarine	—	—	—	—	—
Marmalade Jam	79,067	22,055	46,214	515	—
Hard Td	—	—	—	—	—
Soups Td.	—	—	—	—	2[illegible]
Cheese Tnd	317,904	292,349	212,530	97,405	528,[illegible]
Tomato Paste	113,511	914,883	92,846	36,070	404,[illegible]
Juice	—	—	2,889	—	—
Brandy	6,016	5924	4,681	65,500	—
Hard Sweets	3,748	662	6,559	866	—

Declassified E.O. 12065 Section 3-402/NNDC NO. 785020

[illegible]	[illegible]	[illegible]	[illegible]	[illegible]	[illegible]	[illegible]	
	—	—	—	—	—		
6,567	410,296	270,127	654,648	442,000	—	2,058,867	
5,655	1,151,278	85,143	958,523	49,000	38,702	3,005,464	
					—		
595	135,160	878	413,092	NIL	NIL	616,444	
253	5,581	592	561,408	NIL	—	622,146	
675	173,025	56,785	587,941	100,500	216	1,276,264	
902	19,490	50	—	—	1,524	67,666	
483	5,756	9,436	—	1,196	—	16,790	
284	1,149	343	6,953	198	302	9,697	
3,186	1,135,702	121,616	1,414,485	6,250	750	3,994,769	
763	206,856	119,737	1,308,282	38,000	196,441	2,686,546	
573	22,886	—	—	—	—	47,459	
185	190	2,425	14,560	33,500	—	93,226	
—	—	—	—	—	—	—	
—	—	—	—	—	—		
—	—	—	—	—	—	—	
055	46,214	515	—	—	—	147,851	
—	—	—	—	—	—	—	
—	—	—	200	—	118,814	119,014	
349	212,530	99,405	528,216	8,600		1,459,004	
883	92,846	36,070	404,714	21,000 26,000	21,547	1,609,571	
	2,889	—	—	—	—	2,889	
24	4,681	65,500	—	—	—	82,121	
62	6,559	866	—	—	—	11,835	

Declassified E.O. 12065 Section 3-402/NNDG NO. 785020

ST/26 99. 3

MINISTERO DELLA GUERRA

DIREZIONE GENERALE SERVIZI COMMISSARIATO MILITARE

Ufficio Situazioni e coll. alleati

9350 /S.C.A. di prot.

P. M. 151 li 7 settembre 1944

Risposta al foglio N. ______ del ______ Carte annesse ______

OGGETTO: Situazione forza mensile.-

Monthly strength return.

Alla SOTTOCOMMISSIONE PER L'ESERCITO DELL'A.C.C.

R O M A

"S.S.T." MMIA. Recd 10 Sep File ST/ 4013

Si trasmette, in duplice esemplare, la situazione al 25 agosto 1944, della forza del R.Esercito, R.Marina, R.Aeronautica e CC.RR., distinta per dislocazione.

Dalla situazione sono stati esclusi i reparti della R.Guardia di Finanza.

I dati relativi al R.Esercito ed ai CC.RR. sono stati tratti dalla situazione al 25 del mese di agosto della S.M.R.E.-

DADST

p. IL MINISTRO

Pelligra

3108

Strength returns of Army. R.N. R.A.F. and CCRR. in duplicate & where they are. The R.G.F. is not shown. Army & CCRR. returns are taken from situation at 25 Aug 44 shown by S.M.R.E.

Declassified E.O. 12065 Section 3-402/NNDG NO. 785020

SITUAZIONE FOR [illegible] ALLE FF.AA. ITALIANE

	DISLOCAZIONE	Army R.ESERCITO	Navy R. MARINA	Air Force R.AERONAUTICA	CC.RR. CC.RR.	TOTALE
1	Con le formazioni inglesi dell'8 Armata *With 8 Army.*	9.433	=	=		9.433
2	Con le formazioni del V^ Corpo Armata Polacco *With 5 Corps Polcorps.*	22.830 (1)	1.918 (2)		137	24.885
3	Con le formazioni americane della V^armata *With 5 Army.*	8.934			61	8.995
4	Nella zona sud linea operazioni *In Area South of Operational line*	179.245	58.686	22.709	27.636	288.276
5	SARDEGNA	63.953	6.798	5.059	3.922	79.732
6	SICILIA	11.990	5.077	940	7.803	25.810
7	CORSICA	4.931				4.931
8	ESTERO *Abroad.*					
9	TOTALE	301.316	72.479	28.708	59.559	442.062

In C.I.L. are included 'NEMBO' Div and 'A' Delegation of SMRE.

(1) Sono compresi il Corpo Italiano di Liberazione, la Div. "Nembo" e la Delegazione "A" dello S.M.R.E.

(2) Reggimento "S.MARCO" *San Marco Regt.*

------oOo------

Declassified E.O. 12065 Section 3-402/NNDG NO. 785020

File 4

2/6

Item	70 000	no days
flour		133
Macaroni		49
Rice		61
Cheese		62
Coffee		298
Sugar		219
Pepper		297
Tomato Catsup		62
Canned meat		75
Canned fish		34
dried Veg		251
matches		28+ weeks

Major Rose for retention if required

Declassified E.O. 12065 Section 3-402/NNDG No. 785020

1. The ration strength for S & C as of 24 July 1944 was approved 95000
2. It is estimated that with the present rate of shipping this strength will be reduced by 15000 in Aug and 15000 in Sept, and that the ration strength will be 65000 as of 1 Oct 1944.
3. The strength after 1 Oct 1944 cannot be estimated at this time with accuracy.
4. Attached is a table showing the number of days rations, by commodities, on hand 24 July, for 95000 troops. Figuring the estimated reduction to 65000 by 1 Oct the table also shows the stock position, by days, for 65000 from 1 Oct 1944. These figures assume that no additional rations are added to the stocks on hand as of 24 July.
5. It is requested that no additional rations be unloaded in Sardinia until the stock for 65000 as of 1 Oct is reduced to 30 days reserve.

3485 -

Declassified E.O. 12065 Section 3-402/NNDG NO. 785020

Stocks in Sardinia (By Days)

FLOUR	Macaroni	Rice	Meat	Peas	Veg Deh.	Cheese Ind.	Coffee	B
125 days	48	60	107	59	430	61	393	3

Pepper	Matches boxes	Matches Books
398	9.8 (weeks)	18.7 (weeks)

Figured on

71,000

Listed below are stock balances expressed in days
the stocks in Sardinia. The figures were ~~computed~~
stock figures as of 24 July. ~~was~~ on a strength of 71,0

Sept
change October) Nov. change to 60% - 40%

Dec

3489

Declassified E.O. 12065 Section 3-402/NNDG NO. 785020

Stocks in Sardinia (By Days)

Meat	Peas	Veg Deh.	Cheese Ind.	Coffee	Sugar	Tomato Catsup
107	59	430	61	393	316	61

boxes	Matches Books
8 (weeks)	18.7 (weeks)

13.9

Figured on strength of

71,000

[illegible] are stock balances expressed in days of
Sardinia. The figures were ~~computed~~ from
[illegible] of 24 July. ~~[illegible]~~ on a strength of 71,000.

Nov. change to 60% - 40%

3183

Declassified E.O. 12065 Section 3-402/NNDG No. 785020

MAPS AND CHARTS TOO LARGE TO FILM ON ONE EXPOSURE ARE FILMED CLOCKWISE BEGINNING IN THE UPPER LEFT CORNER, LEFT TO RIGHT, AND TOP TO BOTTOM.

SEE DIAGRAMS BELOW.



Declassified E.O. 12065 Section 3-402/NNDG NO. 785020

Scale per day.	Item	Amt in stock as of 24 July 44	Basic Item	Item Amount.	(68 days) 24 July thru 1 Octr. consumption @ strength 495,000
12 ozs	Flour	6,696,083	12 oz Flour	6,696,083	4,845,000
3 ozs	Macaroni	447,750	3 ozs Macaroni	645,270	1,211,250
	Spaghetti	197,520			
1 oz	Rice	267,550	1 oz Rice	267,550	403,750
1 oz	Cheese	272,580	1 oz Cheese	272,580	403,750
1/2 oz	Coffee		1/2 oz Coffee	651,132	201,875
1 oz	Sugar		1 oz Sugar	958,917	403,750
1/200 oz	Pepper		1/200 oz Pepper	6,490	2,019
1/2 oz	Tomato Catsup		1/2 oz Tomato Catsup	136,674	201,875
3 oz	Fres Meat	95,252	3 oz Canned Meat	783,492	
	M&V Stew	340,223			
	do Hash	2,653			
	Corned Beef Hash	318,201			
	Luncheon Meat	141,614	1,430,049		1,211,250
	Chili con Carne	85,549			
3 ozs	Salmon Td.	16,592	3 oz Canned Fish	446,557	
	Sausage Td.	429,965			
2 ozs	Dd Veg	184388	4 ozs Dried Veg at ~~4 ozs per day~~	4,398,765	1,615,000
	Dd Peas	362300			
	Dd Beans	166,200			
1 oz	Dehyd Veg	240,053			
	Dehyd Potatoes	1,420,070			

Declassified E.O. 12065 Section 3-402/NNDG NO. 785020

...days) ...tion ...tion 95000	Balances on hand 10 Oct considering no imports recd	Balance Days stores remaining strength 65,000	Remarks.
	1851083	38	
	X		Deficient 565,980 lbs
	X		Deficient 136,200 lbs
	X		Deficient 131,170 lbs
	419257	221	
	555167	136	
	4471	220	
	X		Deficient 65,201 lbs
	218799	18	Meat & fish bulked.
		3483	
	2783765	171	Veg has been shown in 1 common stn i.e. Dd Veg & stn calculated @ 4 ozs Dd Veg per day

Declassified E.O. 12065 Section 3-402/NNDG NO. 785020

1/2 oz	Coffee		1/2 oz Coffee	651,132		201,875			
1 oz	Sugar		1 oz Sugar	958,917		403,750			
1/200 oz	Pepper		1/200 oz Pepper	6,490		2,019			
1/2 oz	Tomato Catsup		1/2 oz Tomato Catsup	136,674		201,875			
3 oz	Pres Meat	95,252	3 oz canned meat	783,492					
	Hash	340,223							
	do Hash	2,653							
	Corned Beef Hash	318,201							
	Luncheon Meat	141,614	1,430,049			1,211,250			
	Chili con Carne	85,549							
3 oz	Salmon Zd.	16,592	3 oz canned fish	446,557					
	Sardines Zd.	429,965							
2 oz	Dd Veg	184,388	4 oz Dried Veg at ~~4 oz per day~~	4,398,765		1,615,000			
	Dd Peas	362,300							
	Dd Beans	166,200							
1 oz	Dehyd Veg	240,053							
	Dehyd Potatoes	1,420,079							
8 oz	Hominy (as Veg)	66,420							
1 box per day	Matches boxes	696,800	Matches (boxes)	2,027,052		150,000			
2 boxes per day	" boxes	2,660,505							

Declassified E.O. 12065 Section 3-402/NNDC NO. 785020

449,257	221 ✓	
555,167	136 ✓	
4471	220 ✓	
X		Deficient 65,201 lbs
218799	18 ✓	Meat & fish bulked.
	3483	
2783765	171 ✓	Veg has been shown in 1 common item ie Dd Veg & item calculated @ 4 ozs Dd Veg per day
1077,052	16+ WEEKS ✓	

Strength 70,000.

Declassified E.O. 12065 Section 3-402/NNDG NO. 785020

3

SUBJECT: Rations- Present Stocks and Future Requirements

ARMY SUB COMMISSION ACC
HQ MMIA
ROME
AQ/2/6
10 August 1944

TO : HQ AAI (4) for DCAO
HQ SOS NATOUSA (4)

1. Attached herewith:-

Ration Strength reported by Italian War Ministry as at 25 July 1944 Appendix A.

Stocks of Commodities reported by Italian War Ministry as at 25 July 1944 Appendix B.

Estimate of Ration strengths for Sept to Nov. Appendix C.

The above are based on the best information available at this time.

2. It is requested that the appropriate HQs may be asked to arrange shipment or delivery to the Italian depots in the ports in accordance with the attached data as accurately as may be possible.

CLAYTON P KERR, Colonel
for Major General
Army Sub Commission ACC

Strength Stat. OF ITALIAN ARMED FORCES
as at 25 July 1944

APPENDIX "A" to
MMIA letter AQ/2/6 dated
10 Aug 1944

SERIAL (a)	(b)	ITALIAN ARMY (c)	ITALIAN NAVY (d)	ITALIAN AIR FORCE (e)	CCRR (f)	TOTAL (g)
1	With British formations with Eighth Army	9,824				9,824
2	With Two Polcorps	(a) 23,413	(b) 1,849			25,262
3	With U S formations with 5th Army	8,759				8,759
4	In rear of Army Boundaries MAINLAND	206,455	61,961	22,993	24,266	315,675
5	SARDINIA	75,246	8,271	5,746	3,678	92,941
6	SICILY	12,834	2,919	1,053	8,214	25,020
7	CORSICA	5,000				5,000
8	TOTAL	341,531	75,000	29,792	36,158	482,481

NOTES (a) Includes CIL Nembo Div and Dellgazione A
(b) S. Marco Regt

Declassified E.O. 12065 Section 3-402/NND NO. 785020

APPX "B" TO MMIA Letter
AQ/2 70 Aug 1944

STOCKS HELD IN ITALIAN DEPOTS BASED ON PARTS SHOWN

All items in Pounds except where specially shown.

ITEMS	NAPLES	BARI	TARANTO BRINDISI	CROTONE	SARDINIA	SICILY	TOTAL
a	b	c	d	e	f	g	h
FLOUR	4852328	6331701	8877695	878070	6696083	645450	28281327
BISCUITS	56748	22481	49253	41267	NIL	14776	184525
RICE	422792	611320	217807	1373	267550	9961	153080
MACARONI	524501	1529572	812683	115084	645270	NIL	3627110
MEAT DEH	NIL	1445	99	NIL	NIL	NIL	1544
MEAT CANNED	262496	307317	985551	212715	897945	294610	2960634
SUGAR	329472	706497	1116297	87000	958917	103761	3301944
SARDINES	18946	4101	11293	2024	NIL	NIL	36364
SALMON	1033	5348	28218	12322	16592	NIL	63513
HERRINGS	NIL	9	NIL	NIL	NIL	NIL	9
TUNNY FISH	14273	686	NIL	NIL	NIL	NIL	14959
SAUSAGE	23514	1189	11396	3872	429965	607	470543
COFFEE	204174	366116	173037	36520	651132	69912	1500891
COFFEE SUBS	4991	9335	24887	51	NIL	NIL	39264
TEA	1331	2536	5970	11657	NIL	1460	22954
PEPPER	1377	1459	839	312	6490	110	10587
DEHYD VEG	682953	804417	1019110	135260	1604467	106630	4352837
DRIED VEG	572392	499782	139547	21159	768553	57998	2059431
DRIED GARLIC) DRIED ONION) POWDER)	NIL	NIL	22953	NIL	NIL	NIL	22953
TD VEG	10587	NIL	520	5766	66425	36970	120268
TD POTATOES	NIL	NIL	NIL	NIL	NIL	NIL	NIL
DRIED POTATOES	NIL	NIL	NIL	NIL	NIL	NIL	NIL
MARGARINE	NIL	NIL	NIL	NIL	NIL	NIL	NIL
MARMALADE JAM	56589	36048	46867	2392	NIL	NIL	141896
HAM TD	NIL	NIL	NIL	NIL	NIL	NIL	NIL
SOUPS TD	NIL	NIL	NIL	NIL	761	NIL	761
CHEESE TD	461774	417641	170710	958	NIL	7565	1058648
TOMATO PASTE) (CONSERVE))	141598	208720	160534	16432	136674	42899	706857
ANICE	NIL	NIL	7547	NIL	NIL	NIL	754[illegible]
BRANDY	13280	13975	10112	NIL	NIL	NIL	37367
SWEETS AND) CHOCOLATE)	4856	781	6637	869	NIL	NIL	13143
TD MILK	NIL	NIL	3617	NIL	NIL	NIL	3617
SYRUP (BTLS)	NIL	NIL	54	NIL	NIL	NIL	54
LEMON JUICE (BTLS)	4374	NIL	7373	10264	NIL	NIL	22011
MIN WATERS (BTLS)	4500	NIL	634	NIL	NIL	NIL	5134
CIGARETTES	35514	40763	65673	10748	NIL	NIL	152698
TOBACCO	NIL	NIL	NIL	NIL	NIL	NIL	NIL
MATCHES (BXS)	[illegible]	[illegible]	[illegible]	[illegible]	[illegible]	[illegible]	[illegible]

Declassified E.O. 12065 Section 1-402/NND No. 785020

MEAT CANNED	262496	307317	985551	212715	897945	294610	2960634
SUGAR	329472	706497	1116297	87000	958917	103761	3301944
SARDINES	18946	4101	11293	2024	NIL	NIL	36364
SALMON	1033	5348	28218	12322	16592	NIL	63513
HERRINGS	NIL	9	NIL	NIL	NIL	NIL	9
TUNNY FISH	14273	686	NIL	NIL	NIL	NIL	14959
SAUSAGE	23514	1189	11396	3872	429965	607	470543
COFFEE	204174	366116	173037	36520	651132	69912	1500891
COFFEE SUBS	4991	9335	24887	51	NIL	NIL	39264
TEA	1331	2536	5970	11657	NIL	1460	22954
PEPPER	1377	1459	839	312	6490	110	10587
DEHYD VEG	682953	804417	1019110	135260	1604467	106630	4352837
DRIED VEG	572392	499782	139547	21159	768553	57998	2059431
DRIED GARLIC) DRIED ONION) POWDER)	NIL	NIL	22953	NIL	NIL	NIL	22953
TD VEG	10587	NIL	520	5766	66425	36970	120268
TD POTATOES	NIL	NIL	NIL	NIL	NIL	NIL	NIL
DRIED POTATOES	NIL	NIL	NIL	NIL	NIL	NIL	NIL
MARGARINE	NIL	NIL	NIL	NIL	NIL	NIL	NIL
MARMALADE JAM	56589	36048	46867	2392	NIL	NIL	141896
HAM TD	NIL	NIL	NIL	NIL	NIL	NIL	NIL
SOUPS TD	NIL	NIL	NIL	NIL	761	NIL	761
CHEESE TD	461774	417641	170710	958	NIL	7565	1058648
TOMATO PASTE) (CONSERVE))	141598	208720	160534	16432	136674	42899	706857
ANICE	NIL	NIL	7547	NIL	NIL	NIL	7547
BRANDY	13280	13975	10112	NIL	NIL	NIL	37367
SWEETS AND) CHOCOLATE)	4856	781	6637	869	NIL	NIL	13143
TD MILK	NIL	NIL	3617	NIL	NIL	NIL	3617
SYRUP (BTLS)	NIL	NIL	54	NIL	NIL	NIL	54
LEMON JUICE (BTLS)	4374	NIL	7373	10264	NIL	NIL	22011
MIN WATERS (BTLS)	4500	NIL	634	NIL	NIL	NIL	5134
CIGARETTES	35514	40763	65673	10748	NIL	NIL	152698
TOBACCO	NIL	NIL	NIL	NIL	NIL	NIL	NIL
MATCHES (BXS)	336575	265864	445732	4155	696800	29500	1778626
CHEESE GRATED	58494	40953	17556	18039	NIL	NIL	135042
COCOA	NIL	NIL	NIL	71	NIL	220	291
OLIVE OIL	4810	72269	33289	29026	NIL	NIL	139394
MATCHES BOOK	NIL	4851	63117	NIL	2660505	NIL	2728273

Declassified E.O. 12065 Section 3-402/NNDG NO. 165020

Declassified E.O. 12065 Section 3-402/NNDG NO. 785020

APPENDIX C TO MMIA
Letter AQ/2/6 dated
10 August 1944

Estimated Ration Strength by percentages for depots in Mainland West, Mainland East, Sicily and Sardinia for the months August, September, October and November.

MONTH	MAINLAND		SICILY	SARDINIA
	WEST	EAST		
August	25%	40%	10%	25%
September	27%	40%	10%	23%
October (corrected)	60%	40%	NIL	NIL
November	60%	40%	NIL	NIL

Dx —

3479

Declassified E.O. 12065 Section 3-402/NNDG NO. 785020

SITUAZIONE FORZE VETTOVAGLIATE AL 25/6/1944

N° d'Ordine	DISLOCAZIONE	R. ESERCITO		R. MARINA		R. AERONAUTICA		R.R.
		"A"	"B"	"A"	"B"	"A"	"B"	"
1	Con le formazioni inglesi dell'8° Armata	31.119	-	(1) 2.362				
2	Con le formazioni del V° Corpo Armata Polacco	5.432						
3	Con le formazioni americane della V° Armata	14.610						2
4	Nella zona sud linea operazioni	(2) 542	138.481	22.718	37.872	8.559	14.848	
5	SARDEGNA		119.642	1.126	7.474		6.740	
6	SICILIA		13.251	1.548	1.312		845	
7	CORSICA		4.834					
8	ESTERO			2.722				
9	TOTALE	51.703	276.208	30.476	46.658	8.559	22.433	2

Declassified E.O. 12065 Section 3-402/NNDG NO. 785020

RZE VETTOVAGLIATE AL 25/6/1944 DELLE FF.AA. ITALIANE

	R. AERONAUTICA		R.R. CARABINIERI		R.GUARDIA FINANZA		TOTALE	N O T E
	"A"	"B"	"A"	"B"	"A"	"B"		
							33.481	(1) Reggimento "S. MARCO"
							5.432	(2) Comando Supremo
			2.288				16.898	(3) Comprese la R.Guardia di Finanza.-
.872	8.559	14.848		13.279		3.986 (3)	240.285	
.474		6.740		3.708		584	139.274	
.312		845		9.496		2.104	28.556	
							4.834	
							2.722	
.658	8.559	22.433	2.288	26.483		6.674	471.482	

Declassified E.O. 12065 Section 3-402/NNDG NO. 785020

3	Con le formazioni americane della V° armata	14.610					
4	Nella zona sud linea operazioni	(2) 542	138.481	22.718	37.872	8.559	14.848
5	SARDEGNA		119.642	1.126	7.474		6.740
6	SICILIA		13.251	1.548	1.312		845
7	CORSICA		4.834				
8	ESTERO			2.722			
9	TOTALE	51.703	276.208	30.476	46.658	8.559	22.433

Categoria "A"

TOTALE RAZIONI . . . . . 93.026 . . . . . .

=====oooOooo=====

Declassified E.O. 12065 Section 3-402/NNDG NO. 785020

		2.288				16.898
8.559	14.848		13.279		3.986 (3)	240.285
	6.740		3.708		584	139.274
	845		9.496		2.104	28.556
						4.834
						2.722
8.559	22.433	2.288	26.483		6.674	471.482

(3) Comprende la R.Guardia di Finanza.-

Categoria "A"	Categoria "B"	Totale
93.026	378.456	471.482

3478

Declassified E.O. 12065 Section 3-402/NNDG NO. 785020

URGENTISSIMO

MINISTERO DELLA GUERRA

DIREZIONE GENERALE SERVIZI COMMISSARIATO MILITARE

Divisione Sussistenze

2

N. 8149 /S. di prot.

P. M. 107, li 8 agosto 1944

Risposta al foglio N. del

Carte annesse

M.M.I.A.	54
FILE REF.	217
Date Recd	8/8/44

AQ

OGGETTO: situazione forza mensile.-
Monthly strength returns

ALLA SOTTOCOMMISSIONE DELL'ESERCITO DELLA A.C.C.

ROMA

Si trasmette, in duplice esemplare, la situazione al 25 luglio u.s., della forza del R.Esercito, R.Marina, R.Aeronautica e CC.RR., distinta per dislocazione.-

Dalla situazione sono stati esclusi i Reparti della R.Guardia di Finanza.-

Le lievi discordanze tra la richiesta di prelevamento viveri per la quindicina 10 - 24 agosto 1944 e la presente situazione sono dovute al fatto che nella compilazione della prima fu tenuta presente la situazione della forza vettovagliata al 15/7, essendo pervenuta in ritardo la successiva situazione al 25/7/44.-

p.IL MINISTRO

Pelligra

8477

SITUAZIONE FORZA VETTOVAGLIATA AL 25 LUGLIO 1944 DELLE FF.AA.ITALIANE (1)

N.	DISLOCAZIONE	R. ESERCITO	R.MARINA	R.AERONAUTICA	CC.RR.(2)	totale
1	Con le formazioni inglesi dell'8^ Armata	9.524				9.524
2	Con le formazioni del V° Corpo Armata Polacco	(3) 24.722	(4) 1.849			26.571
3	Con le formazioni americane della 5^ Armata	10.019				10.019
4	Nella zona sud linea operazioni	(5) 178.400	60.097	22.993	24.266	285.756
5	SARDEGNA	79.057	8.271	5.746	3.678	96.752
6	SICILIA	13.409	2.919	1.053	8.214	25.595
7	CORSICA	4.932				4.932
8	ESTERO		2.398			2.398
9	Totale	320.063	75.534	29.792	36.158	461.547

(1) - I dati relativi al R.Esercito ed ai CC.RR. sono stati tratti dalla situazione al 25 del mese di luglio dello S.M.R.E.-
(2) - I CC.RR. facenti parte delle Grandi Unità sono inclusi nella forza del R.Esercito.-
(3) - Sono compresi il Corpo Italiano di Liberazione, la Divisione " NEMBO " e la Delegazione "A" dello S.M.R.E.
(4) - Reggimento " S.MARCO ".-
(5) - Compresi i reparti dislocati a Roma e dintorni e tutti quelli che nella situazione dello S.M.R.E. non sono inclusi sotto le voci: "reparti combattenti" - "reparti presso la 5^ Armata" - "reparti presso l'8^ Armata" e " reparti presso il V° Corpo d'Armata Polacco ".

------===ooOoo===------

Declassified E.O. 12065 Section 3-402/NNDG No. 785020

Declassified E.O. 12065 Section 3-402/NNDG NO. 785020

A mezzo corriere
Urgentissimo

MINISTERO DELLA GUERRA

DIREZIONE GENERALE SERVIZI COMMISSARIATO MILITARE

Divisione Sussistenze

N. 6977 di prot. P. M. 107, li 6 luglio 1944

Risposta al foglio N. del Carte annesse

OGGETTO: Situazione forza mensile
Monthly strength return

Alla SOTTOCOMMISSIONE PER L'ESERCITO DELLA A.C.C.
- Comando Principale -
LEQUILE

Si trasmette, in duplice esemplare, la situazione al 25 giugno u.s. della forza del R. Esercito, R. Marina, R.Aeronautica, CC.RR. e R. Guardia di Finanza distinta per categoria di razione e per dislocazione.-

p. IL MINISTRO

3475 -

Declassified E.O. 12065 Section 3-402/NNDG NO. 785020

SITUAZIONE FORZE VETTOVAGLIATE AL 25/6/1944

N° d'Ordine	DISLOCAZIONE	R. ESERCITO		R. MARINA		R. AERONAUTICA		R.R.
		"A"	"B"	"A"	"B"	"A"	"B"	"A
1	Con le formazioni inglesi dell'8°Armata	31.119	-	(1) 2.362				
2	Con le formazioni del V° Corpo Armata Polacco	5.432						
3	Con le formazioni americane della V° Armata	14.610						2.
4	Nella zona sud linea operazioni	(2) 542	138.481	22.718	37.872	8.559	14.848	
5	SARDEGNA		119.642	1.126	7.474		6.740	
6	SICILIA		13.251	1.548	1.312		845	
7	CORSICA		4.834					
8	ESTERO			2.722				
9	TOTALE	51.703	276.208	30.476	46.658	8.559	22.433	2.

Categoria "A" Ca

TOTALE RAZIONI . . . . 93.026 . . . .

------=====oooo0oooo=====------

Declassified E.O. 12065 Section 3-402/NNDG NO. 785020

E VETTOVAGLIATE AL 25/6/1944 DELLE FF.[illegible]. ITALIANE

R. AERONAUTICA		R.R. CARABINIERI		R.GUARDIE FINANZA		TOTALE	N O T E
"A"	"B"	"A"	"B"	"A"	"B"		
						33.487	(1) Reggimento "S. MARCO"
						5.432	(2) Comando Supremo
		2.288				16.898	(3) Compresa la R.Guardia di Finanza.-
8.559	14.848		13.279		3.986 (3)	240.285	
	6.740		3.708		564	139.274	
	845		9.496		2.104	28.556	
						4.834	
						2.722	
8.559	22.433	2.288	26.483		6.674	471.482	

oria "A" . . . . Categoria "B" . . . . . Totale

3.026 . . . . 378.456 . . . . . 471.482

oooooOooooo------

Declassified E.O. 12065 Section 3-402/NNDG NO. 785020

C O P Y

RESTRICTED   BR CIPHER MESSAGE IN   AQ2/6 24/6   on file with S/Sgt Books (21

FOLIO NO: 61290
20 JUNE 44

FROM : CG SOS NATOUSA SIGNED LARKIN CITE SSQMC   TOO
TOR 0145B/20

TO : AAI ADNAP

INFO : CG NATOUSA MMIA (BRINDISI PLEASE PASS)

ORIG NO: L 27213

- -

RESTRICTED. DISTRIBUTION FOR ITALIAN MILITARY, REFERENCE CABLE 1601116 AND LETTER YOUR HQS, SUBJECT: RATIONS - PRESENT STOCK AND FUTURE REQUIREMENTS, DATED JUNE 9TH (MMIA's AQ/2/6 OF 9 JUNE), BEING RECEIVED TO LATE. REQUISITION FOR OCTOBER CONSUMPTION SUBMITTED FOR COURIER DISPATCH(ED) TO PEMBARK ON 15TH JUNE. THEREFORE, TO BE USED AS A BASIS FOR REQUISITION, NEXT REPORT MUST ARRIVE NOT LATER THAN 1 JULY. REQUEST DISTRIBUTION BY CABLE IF NECESSARY. PARA FOR NEW SUBJECT: INVENTORY FOR PALERMO, APPENDIX "B" TO LETTER CITED ABOVE, DATED JUNE 9, SHOWS FIGURES SEVERAL TIMES HIGHER THAN REPORT FOR PREVIOUS MONTH. ARE AMOUNTS LISTED IN POUNDS OR OTHER UNIT? REQUEST CLARIFICATION

- -

DCAO	5 ACTION
Q	2
ST	1

SMC 0510B/20
T.T. 0715B/20 WW

NOTE: Matter in parenthesis in body of cable not in original cable, but added for clarification.

AAI/421.22/DCAO   1st Ind.   ALH/rjs
HEADQUARTERS ALLIED ARMIES IN ITALY (REAR ADM. ECHELON), APO 400, U.S. ARMY.
21 JUNE 1944.

TO: Army Sub-Commission, Allied Control Commission, APO 394, U. S. Army.

For necessary action. It is doubted whether report can reach SOS NATOUSA by 1 July. Therefore, request you signal what distribution you desire.

A. L. HAMBLEN
Brigadier General, U.S.A.
DCAO

Seen K. Action APB 24/6 See 20

3479

Declassified E.O. 12065 Section 3-402/NNDG NO. 785020

BEST COPY POSSIBLE

Declassified E.O. 12065 Section 3-402/NNDG NO. 785020

9a/2/b COPY

SECRET

22/6 IS CIPHER MESSAGE
IN

FOLIO NO 60981
19 JUNE 44

TOO 1023B-19
TOR 2035B-19

FROM: AFHQ SIGNED FHGIC CITE FHGDS AND FHGOT
TO : AAI ADNAF FOR HAMBLEN FOR ACTION
INFO: ACC MAIA CG SOS NATOUSA
ORIG NO: F61329

DECISION TO RECOMMEND A MAXIMUM TOTAL OF 444300 ITALIAN TROOPS AS EFFECTIVE. REFERENCE OUR F58747 OF 13 JUNE. INCLUDED IN MAXIMUM TOTAL IS 75000 FOR ITALIAN NAVY LEAVING 369300 ITALIAN ARMY AND AIR FORCE. THIS WILL REQUIRE DEMOBILIZATION OF ITALIAN TROOPS SINCE RATIONS WILL NOT NOW BE FURNISHED IN EXCESS OF NUMBER OF EFFECTIVES. REQUEST ACTION BE TAKEN TO DEMOBILIZE ITALIAN TROOPS AND RELEASE THEM TO CIVILIAN OCCUPATIONS. NOT BEYOND 31 JULY WILL RATIONS BE PROVIDED IN EXCESS OF NUMBER OF EFFECTIVES.

SMC 2220B.19
T.T. 0100B.20 FLM.

DCAO	5	ACTION
G(SD)	6	
A	1	

OK MA 23/6

3472

Declassified E.O. 12065 Section 3-402/NNDG NO. 785020

ARMY FORM C.2130
(Pads of 100)

CIPHER SECRET

MESSAGE FORM

Sheet I

Serial No. 618

CALL AND INSTRUCTIONS | IN | OUT

DECIPHERED BY BRINDISI

No. of Groups CR. T.

17

TO AAI ADNAP info CG NATOUSA, MMIA

(ABOVE THIS LINE IS FOR SIGNALS USE ONLY)

FROM CG SOS NATOUSA. Originator's Number L.(13)? Date 191656 In Reply to Number

RESTRICTED ⊙ Signed LARKIN Cite SSQMC-2582 ⊙ Distribution for Ital Military, Ref cable 1601 June 16 and letter your HQ, Subject: Rations - present stock and future requirements, dated June 9th, being received too late ⊙ Requisition for October consumption submitted for courier? dispatch to Pembark on 15th June ⊙ Therefore, to be used as a basis for requisition, next report must arrive NOT rpt NOT later than 1 July ⊙ Request distribution by cable if necessary ⊙ Para - new subject:

This Message May be sent AS WRITTEN by any means (Except) Wireless
Signed

Is liable to be intercepted or fall into enemy hands, this Message must be sent IN CIPHER
Signed (X)

Originator's Instructions Degree of Priority
4/6 RCT

Time of Origin
T.H.I.
T.O.R.
3471

Originator may delete "Except" and insert "Including." (BELOW THIS LINE IS FOR SIGNALS USE ONLY)

System In	Time In	Reader	Sender	System Out	Time Out	Reader	Sender	System Out	Time Out	Reader	Sender

Sent by Signal from G DISTONE
Q 618 dated 28

Declassified E.O. 12065 Section 3-402/NNDG NO. 785020

ARMY FORM C.2130
(Pads of 100)

MESSAGE FORM Sheet II

CIPHER SECT.

CALL AND INSTRUCTIONS	IN	No. of Groups GR.	Serial No. (28)
	OUT		

TO (ABOVE THIS LINE IS FOR SIGNALS USE ONLY)

FROM

Originator's Number	Date	In Reply to Numbers

inventory for PALERMO, appendix "B", letter cited above, dated June 9th shows figures several times higher than report for previous month O are? amounts listed in Pounds or other unit QUERY request clarification

This Message May be sent AS WRITTEN by any means
* (Except)
† Wireless

If Liable to be intercepted or fall into enemy hands, this Message must be sent in CIPHER.

CIPHER SEC.

Originator's Instructions Degree of Priority

Time of Origin

Signed

Signed [signature]

T.H.I. ——

* Originator may delete "Except" and insert "Incl. door."

T.O.R. ——

(BELOW THIS LINE IS FOR SIGNALS USE ONLY)

System In	Time In	Reader	Sender	System Out	Time Out	Reader	Sender	System Out	Time Out	Reader	Sender

3470

(17)

Subject:- RATIONS - PRESENT STOCKS and FUTURE REQUIREMENTS.

Army Sub Commission A.C.C.
Main HQ. (MELIA)
LEQUILE. (LECCE)
AC/2/6
9 June 44.

HQ. AAI. (4) For D.C.A.O.
HQ. SOS. NATOUSA (4)

1. I forward herewith:-

RATTOON STRENGTH reported by Italian Ministry of War as at 25 May 44 .....Appendix 'A'
STOCKS of COMMODITIES " " " " " " ..... Appendix 'B'
ESTIMATE of RATION STRENGTHS for JULY to OCTOBER .Appendix 'C'

The above are based on the best information available to me at this time, and assuming the confirmation by the Combined Chiefs of Staff that the present categories of personnel drawing rations will remain unchanged.

2. I request that the appropiate HQ's may be asked to arrange shipment or delivery to the ITALIAN depots in the ports in accordance with the attached data as accurately as may be possible.

h/FJN

CLAYTON P. KERR. Colonel.

for Major General.
Army Sub Comm A.C.C.

3161

Declassified E.O. 12065 Section 3-402/NNDC NO. 785020

Declassified E.O. 12065 Section 3-402/NNDG NO. 785020

STRENGTH STATE OF ITALIAN ARMED FORCES

as at 25 May 1944

SERIAL (a)	LOCATION (b)	ITALIAN ARMY On Combat Scale (c)	ITALIAN ARMY On Basic Scale (d)	ITALIAN NAVY On Combat Scale (e)	ITALIAN NAVY On Basic Scale (f)	Italian AIR FORCE On Combat Scale (g)	Italian AIR FORCE On Basic Scale (h)	CARABINIERI On Combat Scale (i)	CARABINIERI On Basic Scale (j)	REGIA G On Combat Scale (k)
1	With British Formations with Eighth Army	31,974		996 (a)						
2	With British Formations with Fifth Corps	3,301								
3	With US Formatins with Fifth Army	9,479								
4	In rear of Army boundaries MAINLAND	745	150980	25520	35167	8291	14918		15127	
5	SARDINIA		130163	1368	8368		7035		4986	
6	SICILY		12549	600	400		641		9441	
7	CORSICA		4868							
8	TOTAL	45499	298560	33117 (b)	43935	8291	22594		29554	

(a) TOTAL RATIONS Combat Scale 86,907 Basic Scale 402,544 Total Armed Forces 489,4

NOTE. a) DANTIE Bn. with CIL
b) incl 4,633 temporarily based on Italy.

Declassified E.O. 12065 Section 3-402/NNDG NO. 785020

STATE OF ITALIAN ARMED FORCES

25 May 1944

APPENDIX "A" to
MMIA letter AC/2/6 dated

ITALIAN NAVY		Italian AIR FORCE		CARABINIERI		REGIA GUARDIA FINANZA		TOTAL
On Combat Scale	On Basic Scale	On Combat Scale	On Basic Scale	On Combat Scale	On Basic Scale	On Combat Scale	On Basic Scale	
(e)	(f)	(g)	(h)	(i)	(j)	(k)	(l)	(m)
996 (a)								32,970
								3,301
								9,479
25520	35167	8291	14918		15127		4854	255602
1368	8368		7035		4986		912	152832
600	400		641		9441		2135	25766
								4868
33117 (b)	43935	8291	22594		29554		7901	489451 (b)

Scale 86,907 Basic Scale 402,544 Total Armed Forces 489,451.

with CIL
emporarily based on Italy.

A PPX "B" to
[illegible] Letter [illegible]/2
dated.........

STOCKS HELD IN ITALIAN DEPOTS BASED ON PORTS SHOWN
All items in Pounds except where specially shown.

SERL No.	ITEMS	NAPLES	BARI	TARANTO BRINDISI	CROTONE	PALERMO	CAGLIARI	TOTAL
a		b	c	d	e	f	g	h
1.	Flour	3530191	4916647	5651451	306173	1297045	4080940	1978[illegible]47
2.	Biscuits	102885	234660	155590	104327			597462
3.	Rice	258634	220401	31[illegible]16	1903			799254
4.	Macaroni	178040	1110643	10[illegible]837	108593			241716[illegible]
5.	Frozen Meat	-	-	-	-	-	-	-
6.	P. Meat	85236	333481	283058	88401	2320040	911441	4021[illegible]57
7.	Sugar	326165	330281	1227663	146651	3083124	65117	51[illegible]
8.	Sardines	12524	591	27000	)			
9.	Salmon	54120	102799	13259	40840)	632782	1097391	1981[illegible]05
10.	Herrings	9	-	-	90)			
11.	Tunny Fish	-	16622	-	-			16[illegible]
12.	Sausage	12774	62747	-	4512			80[illegible]
13.	Coffee	239970	199156	230735	39104	4380045	440714	5529[illegible]
14.	Coffee(Subs)	5573	12592	30874	52	24152(cocoa)	-	73[illegible]
15.	Tea	2480	17891	-	16117	106904	4504	147[illegible]
16.	Pepper	1972	1507	714	128	11579026	-	1158[illegible]47
17.	Dehyd Veg	912633	800036	108777	14535			183[illegible]
18.	Dried Veg	393227	287019	130937	-	1400965	1030619	324[illegible]
19.	Dried Garlic	-	2094	25206	-			27[illegible]00
20.	Td Veg	111327	8413	27770	71520			219[illegible]
21.	Td Potatoes			27	4890			49[illegible]
22.	Dried Potatoes	646496	353378	625263	74300			169[illegible]7
23.	Margarine	-	-	-	-			-
✓24.	MarmaldeJam	31826	38346	38883	19384			1284[illegible]
25.	Ham Td	-	-	-	6254			6254
26.	Soups Td	1920	-	-	54449			56[illegible]9
27.	Cheese	163067	42596	202388	198			408[illegible]
28.	Tomato Paste(Conserve) ✓	85037	165072	174855	2410			429[illegible]
29.	Anice	-	-	7492				74[illegible]
30.	Brandy	-	13332	[illegible]807	-			-
31.	Nut Sweets	-	562	1643	11084			
32.	Sweets & Chocolate	145	248	8338	-			87[illegible]
33.	Td Milk	-	-	3860	-			38[illegible]
34.	Syrup	-	-	110	-			1[illegible]
35.	Lemon JuiceBt.	28000	-	14823	-			42[illegible] bottles
36.	Min. Waters	4500	-	927	-			542[illegible] litres
37.	Cigarettes	7422	15122	657258	7226			687[illegible]
38.	Tobacco	-	1388	305	-			169[illegible]
39.	Matches(BXS)	435560	714033	107893	3931	4779332		60407[illegible]
40.	Hay	-	8272	-	-			8272
41.	Straw	35953	130565	23033	192057			[illegible]160[illegible]
42.	Oats	-	56254	32750	57285			146[illegible]
43.	Barley	124276	284301	204553	207474			82060[illegible]
44.	Mangiene	84111	195853	186[illegible]	[illegible]			

3467

Declassified E.O. 12065 Section 3-402/NNDG NO. 785020

11. Tunny Fish	-	16622	-	90)			[illegible]
12. Sausage	12774	62747	-	-			16[illegible]
13. Coffee	239970	199156	230785	4512			80[illegible]
14. Coffee(Subs)	5573	12592	30874	39104	4380045	440714	5529[illegible]
15. Tea	2430	17891	-	52	24152(cocoa)	-	73[illegible]
16. Pepper	1972	1507	714	16117	106904	4504	147[illegible]
17. Dehyd Veg	912633	800036	108777	128	11579026	-	1158[illegible]47
18. Dried Veg	393227	287019	130937	14535			183[illegible]81
19. Dried Garlic	-	2094	25206	-	1400965	1030619	324[illegible]
20. Td Veg	111327	8413	27770	71520			27[illegible]00
21. Td Potatoes			27	4890			219[illegible]
22. Dried Potatoes	646496	353378	625263	74300			49[illegible]
23. Margarine	-	-	-	-			169[illegible]37
✓24. MarmaladeJam	31826	38346	38838	19384			-
25. Ham Td	-	-	-	6254			128[illegible]
26. Soups Td	1920	-	-	54449			6254
27. Cheese	163067	42596	202388	198			56[illegible]
28. Tomato	85037	165072	174855	2416			408[illegible]
✓ Paste(Conserve)							429[illegible]
29. Anice	-	-	7492	-			
30. Brandy	-	13332	807	11084			74[illegible]
31. Nut Sweets	-	562	1643	-			
32. Sweets & Chocolate	145	248	8338	-		3467	-
33. Td Milk	-	-	3860	-			87[illegible]
34. Syrup	-	-	110	-			3[illegible]
35. Lemon JuiceBt.	28000	-	14823				1[illegible]
36. Min.Waters	4500	-	927	-			428[illegible] bottles
37. Cigarettes	7422	15122	657258	7226			542[illegible] cartons
38. Tobacco	-	1388	305	-			637[illegible]
39. Matches(BXS)	435560	714033	107893	3991			169[illegible]
40. Hay	-	8272	-	-	4779332		60407[illegible]
41. Straw	35953	130565	23033	192057			8272
42. Oats	-	56854	32750	57285			90160
43. Barley	124276	284301	204553	297474			146835
44. Mungiene	84111	195852	186843	53728			820604
45. Carobs	18365	74698	204927	192360			520539
46 Cocoa							109039

Stocks in Sicily as at 25 May 44:-

Flour	1297045
Td Meat	2320040
Td Fish	632782
Pulses	1400965
Sugar	3088124
Coffee	4380045
Tea	106904
Cocoa	24152
Pepper	11579026

Declassified E.O. 12065 Section 3-402/NRDC NO. F85020

APPENDIX "C" to MMIA letter AO/2/6 dated.....

ESTIMATED RATION STRENGTH by percentages for depots in WEST MAINLAND, EAST MAINLAND, SICILY and SARDINIA for the months ~~JULY~~, AUGUST, SEPTEMBER and OCTOBER.

Serial	Month	Mainland West	Mainland East	SICILY	SARDINIA
1.	~~JULY~~	~~22%~~	~~41%~~	~~10%~~	~~27%~~
2.	AUGUST	25%	40%	10%	25%
3.	SEPTEMBER	27%	40%	10%	23%
4.	OCTOBER	30% (corrected 60%)	40% 40%	10% 0	20% 0
	Nov	60	40%	0	0
	~~Dec~~	~~60~~	~~40%~~	~~0~~	~~0~~

3400

Declassified E.O. 12065 Section 3-402/NNDG. NO. 785020

Declassified E.O. 12065 Section 3-402/NNDG NO. 785020

A mezzo corriere
Urgentissimo

MINISTERO DELLA GUERRA

DIREZIONE GENERALE SERVIZI COMMISSARIATO MILITARE

Divisione Sussistenze

N. 5841/S di prot. P. M. 107, li 7 Giugno 1944

Risposta al foglio N. ..... del ..... Carte annesse .....

OGGETTO: Situazione mensile forza.=

Al LA SOTTOCOMMISSIONE PER L'ESERCITO

DELLA A.C.C. = Comando Principale LEQUILE

"^"^"^"^"^"^"

Si trasmette, in duplice esemplare, la situazione al 25 maggio u.s. della forza del R.Esercito, R.Marina, R.Aeronautica, CC.RR. e R.Guardia di Finanza distinta per categoria di razione e per dislocazione.=

p. IL MINISTRO

Pelligra

File

3465

Declassified E.O. 12065 Section 3-402/NNDG NO. 785020

MAPS AND CHARTS TOO LARGE TO FILM ON ONE EXPOSURE ARE FILMED CLOCKWISE BEGINNING IN THE UPPER LEFT CORNER, LEFT TO RIGHT, AND TOP TO BOTTOM.

SEE DIAGRAMS BELOW.



Declassified E.O. 12065 Section 3-402/NNDG NO. 785020

SITUAZIONE FORZA VETTOVAGLIATA AL

N° d'ordine	DESLOCAZIONE	R.ESERCITO		R. MARINA		R.AERONAUTICA		CARABINIERI	
		Categ. "A"	Categ. "B"	Categ. "A"	Categ. "B"	Categ. "A"	Categ. "B"	Categ. "A"	Cat "[illegible]
1	Con le formazioni inglesi dell'8ª Armata	31.974		(1)996					
2	Con le formazioni inglesi del 5° Corpo d'Armata	3.301							
3	Con le formazioni Americane della 5ª Armata	9.479							
4	Nella zona a sud della linea di operazioni.....	745	(2) 150.980	(3) 25.520	35.167	8.291	14.518		1
5	SARDEGNA		130.163	1.368	8.368	-	7.035		
6	SICILIA		12.549	(6) 600	(6) 400		641		
7	CORSICA		4.868						
8	ESTERO			4.633					
9	Totale	45.499	298.560	33.117	43.935	8.291	22.594		2

Declassified E.O. 12065 Section 3-402/NNDG NO. 785020

ZIONE FORZA VETTOVAGLIATA AL 25 MAGGIO 1944

R.AERONAUTICA		CARABINIERI REALI		R. GUARDIA DI FINANZA		totale	NOTE
Categ. "A"	Categ. "B"	Categ. "A"	Categ. "B"	Categ. "A"	Categ. "B"		
						32.970	(1) Btg. " S.MARCO "
						3.301	(2) Escluso il personale militarizzato e la Croce Rossa Ital.
						9.479	(3) Personale imbarcato su navi operanti con base temporanea rifornimento in Italia
8.291	14.318	(4) 15.127		(5) 4.854		255.602	(4) Di cui: n. 797 a disposizione A.A.per Legione " ROMA " e n.738 per Leg. "ABRUZZO"
	7.035	4.986		912		152.832	(5) Di cui n.608 a disposizione A.A.per Legione " ROMA "
	641	9.441		2.135		25.766	(6) Dati approssimativi.
						4.868	
						4.633	
8.291	22.594	29.554		7.901		489.451	

Declassified E.O. 12065 Section 3-402/NNDG NO. 785020

2	Con le formazioni inglesi del 5° Corpo d'Armata	3.301						
3	Con le formazioni Americane della 5ª Armata	9.479						
4	Nella zona a sud della linea di operazioni.....	745	(2) 150.980	(3) 25.520	35.167	8.291	14.918	
5	SARDEGNA		130.163	1.368	8.368	-	7.035	
6	SICILIA		12.549	(6) 600	(6) 400		641	
7	CORSICA		4.868					
8	ESTERO			4.633				
9	Totale	45.499	298.560	33.117	43.935	8.291	22.594	

Categoria " A " - Catego

TOTALE RAZIONI.....N° 86.907 .....

oOOoo

Declassified E.O. 12065 Section 3-402/NNDG NO. 785020

					[illegible]	
					3.301	(2) Escluso il personale militarizzato e la Croce Rossa Ital.
					9.479	(3) Personale imbarcato su navi operanti con base temporanea rifornimento in Italia
14.918		(4) 15.127		(5) 4.854	255.602	(4) Di cui: n. 797 a disposizione A.A. per Legione " ROMA " e n.738 per Leg. "ABRUZZO"
7.035		4.986		912	152.832	(5) Di cui n.608 a disposizione A.A. per Legione " ROMA "
641		9.441		2.135	25.766	(6) Dati approssimativi.
					4.868	
					4.633	
22.594		29.554		7.901	489.451	3464

" A " - Categoria " B " - TOTALE

7 .... 402.544 ..... 489.451

——ooOoo——

Ministero della Guerra - Direz. Gen. Serv. Commissariato Militare

Declassified E.O. 12065 Section 3-402/NNDG NO. 785020

SECRET

AR

Army Sub Commission A.C.C.
(MMIA) L.O. Sicily
c/o I.B.S. APO 550

No.99 30 May 1944

Subject: Strength State

To : GOC Army Sub Commission ACC (MMIA)

1. We are enclosing a copy of the Strength State of Italian Armed Forces in Sicily as at 25 May, 1944. We are also enclosing a chart showing the relation between strength reported and actual number of rations drawn from each depot.

2. Attention is called to the figures for the Italian Navy on the east coast. Navy reports a ration strength of 2021 but only an average of 24 rations were drawn by Navy from Catania Depot. The remainder are fed by No. 1 District as noted in Appendix "B" to our last weekly report. by the S & T Officers.

3. We are continuing to check to adjust the various discrepancy.

LESTER R ALBERT
Lt Col Inf
L O Sicily

Encl: 1. Strength State
2. Comparison Chart

3403

SG SD
ST to see this

SECRET

Declassified E.O. 12065 Section 3-402/NNDG NO. 785020

BEST COPY POSSIBLE

SECRET

STRENGTH STATE OF ITALIAN ARMED FORCES IN SICILY

AS AT 25 MAY 1944

CORRECTED COPY

DEPOT	Italian Army		Italian Navy		Italian Air Force		Carabinieri		Regia Guardia Finanza		Total	
	On Combat Scale	On Basic Scale	On Combat Scale	On Basic Scale	On Combat Scale	On Basic Scale	On Combat Scale	On Basic Scale	On Combat Scale	On Basic Scale	On Combat Scale	On Basic Scale
Palermo		6557		769		342		3360		809		II837
Enna		II00						368		3I		I499
Caltanissetta.....		833						II92		I89		22I4
Catania		5079		202I		299		3036		I052		II487
TOTAL		I3569		2790		64I		7956		208I		27037

Li 27-V-I944

IL DIRETTORE DI COMMISSARIATO ff.
-Maggiore Commissario-
(G. PALA)

SECRET

Declassified E.O. 12065 Section 3-402/NND NO. 785020

SECRET

STRENGTH IN RELATION TO RATIONS
DRAWN ON 25 MAY 1944.

FORCE	CATANIA		PALERMO		ENNA		CALTANISSETTA	
	Strength	Rations Drawn	Strength	Rations Drawn	Strength	Rations Drawn	Strength	Rations Drawn
ARMY	5079	5079	6557	6557	1100	1100	833	833
AIR FORCE	299	340	342	342	-----	-----	-----	-----
NAVY	2021	24*	769	864	-----	-----	-----	-----
CARABINIERI	3036	2834	3360	3225	368	530	1192	1339
GUARDIA DI FINANZA	1052	1113	809	850	31	65	189	77
TOTALS	11487	9390	11837	11838	1499	1695	2214	2249

TOTAL STRENGTH 27037

TOTAL RATIONS DRAWN 25172

* RATIONS FOR THE NAVY HAVE BEEN SUPPLIED BY No.1 DISTRICT

SECRET

Declassified E.O. 12065 Section 3-402/NNDG NO. 785020

Declassified E.O. 12065 Section 3-402/NNDG NO. 785020

Form C.2130.

MESSAGE FORM

		No. of Groups. GR.	Serial No. / Office Date Stamp
CALL AND INSTRUCTIONS	IN MEKTT MERB M NR 216/270	62	544
	OUT AA/2		

(ABOVE THIS LINE IS FOR SIGNALS USE ONLY.)

TO MMIA

534

FROM A M C SARDINIA SIGNED KESSNER FOR SIMMONS	Originator's Number	Date	In Reply to Number

cite AGS Y178 ~~Ref~~ nr WM 1173 Reference your cable 22 May 1418B ⊙ cite AQ 1199 ⊙ Inventory of rations available to Italian armed forces as of 25 May as follows ⊙ Flour 4080940 pounds Vegetables 1030619 pounds Meat 911441 pounds Fi[illegible] 1097391 pounds Sugar 65117 pounds Coffee 442714 pounds Pe[illegible] 4504 pounds Matches 4779332 boxes ⊙ No liquid stocks to be reported in Imperial gallons

This message may be sent As Written by any means *(except) (.......) Wireless. Signature..........	This message must be sent In Cipher if liable to interception or to fall into enemy hands. Signature... Copy sent 30/5	Originator's Instructions Degree of Priority	Time of Origin 26NFT

* Originator may delete "except" and insert "including"

(Below this Line is for Signals use Only.)

System in	Time in	Reader	Sender	System out	Time out	Reader	Sender	System out	Time out	Reader	Sender	T.H.I. 3160 / T.O.R.
C	27 1024											

228 /PMEAX/100.000 Pads — 1/42

Declassified E.O. 12065 Section 3-402/NNDG NO. 785020

Army Form C.2130.

MESSAGE FORM

Serial No. 91

CALL AND INSTRUCTIONS		No. of Groups.	Office Date Stamp
	IN MEYT-MOSB (P) QQY NR209/29	GR. 35	AR 29/5
	OUT		

(ABOVE THIS LINE IS FOR SIGNALS USE ONLY.)

TO MMIA

FROM Q DISTONE	Originator's Number	Date	In Reply to Number

Q618 herewith details Italian rations in depots in SICILY as on 25 May 44 flour 1297045 ⊙ Tinned meat 2320040 ⊙ Tinned fish 632782 ⊙ Pulses 1400965 ⊙ Sugar 3088124 ⊙ Coffee 4380045 ⊙ Tea 106904 ⊙ Cocoa 24192 ⊙ Pepper 11579026

This message may be sent As Written by any means (except) Wireless	This message must be sent In Cipher if liable to interception or to fall into enemy hands	Originator's Instructions Degree of Priority	Time of Origin
Signature 29/5 [initials]	Signature File	IMPORTANT	281750

*Originator may delete "except" and insert "including"

(Below this line is for Signals use Only.)

System in	Time in	Reader	Sender	System out	Time out	Reader	Sender	System out	Time out	Reader	Sender
L	29 0807	A.E.Smith									

T.H.I. 3459

T.O.R.

2288/PMEAX/100.000 Pads 1/42

Declassified E.O. 12065 Section 3-402/NNDG No. 785020

SECRET.

SUBJECT: Despatch of Rations.

(12)

Army Sub Comm, ACC,
Main HQ, MMIA,
LEQUILE (LECCE).
ST/58.

22 May 44.

DDST,
HQ No 1 District.

Copy to: "Q" MMIA.

1. Following is breakdown of supplies despatched per schooner "ORIST[illegible]A" for CATANIA.

Item.	Lbs nett.
Flour	25,417
M & V Hash	7,776
Cheese	3,906
Sugar	11,640
Rice	7,750
Dried Beans	7,750
Tomato Catsup	1,958
Matches	8,800 boxes.

2. These rations represent repayments of rations in kind by the Italian War Ministry in respect of issues made to Italian Navy (operational Scale "A"), period 28 Mar to 1 May, and to cover issues to them up to the 31st May 44 inclusive.

[signature]
Lt.Col.,
ADST, Army Sub Comm, ACC.

DW

3458

Declassified E.O. 12065 Section 3-402/NNDC NO. 795020

A9216

(11

SUBJECT: Monthly Estimates of Requirements of Local Resources Items for the Italian Armed Forces.

Army Sub Comm. ACC.
Main Hq. MMIA.
LECCE (LECCE).
ST/56.
18 May 44.

Italian War Ministry.
Direz. Gen. Commissariato.

1. Reference this office letter No ST/56 dated 26 Apl 44, subject as above.

2. Higher authority have now asked that these returns be submitted a month in advance.

3. Your return due at this office on the 1st June 44, should therefore be in respect of estimated requirements for the month of JULY 1944.

4. Consequent on para 2 above, may your monthly estimate for the month of June 44 be forwarded to this office as soon as possible.

for Lieut.Col., 3457
ADST, Army Sub Comm. ACC.

DW

Copy to: "A" MMIA.

(10)

Subject:- RATIONS - PRESENT STOCKS and FUTURE REQUIREMENTS.

S E C R E T

Army Sub Commission A.C.C.
Main HQ. (MMIA)
LECCE. (LECCE)
AQ/1 3/6
May 44.

HQ. AAI. (4) FOR D.C.A.O.
HQ. SOS. NATOUSA. (4) through DCAO. HQ. AAI.

1. I forward herewith:-

RATION STRENGTH as at 25 April 44 ..... Appendix "A"
STOCKS OF COMMODITIES : :: : ..... :: "B"
ESTIMATE OF RATION
STRENGTHS for JUNE
to SEPTEMBER. ..... :: "C"

The above are based on the best information available to me at this time and assuming the confirmation by the Combined Chiefs of Staff that the present categories of personnel drawing rations will remain unchanged.

2. I request that the appropiate HQ's may be asked to arrange shipment or delivery to the ITALIAN depots in the ports in accordance with the attached data as accurately as may be possible.

Major General.
Army Sub Comm A.C.C.

fb/FJN

Copy to :-
ST. MMIA.
S/AQ/6.

3456

Declassified E.O. 12065 Section 3-402/NNDG NO. 785020

Declassified E.O. 12065 Section 3-402/NNDG NO. 785020

STRENGTH STATE OF ITALIAN ARMED FORCES.
as at 25 April 1944.

SERIAL (a)	LOCATION (b)	ITALIAN ARMY On Combat Scale (c)	ITALIAN ARMY On Basic Scale (d)	ITALIAN NAVY On Combat Scale (e)	ITALIAN NAVY On Basic Scale (f)	ITALIAN AIR FORCE On Combat Scale (g)	ITALIAN AIR FORCE On Basic Scale (h)	CARABINIERI On Combat Scale (i)	CARABINIERI On Basic Scale (j)
1.	With British formations with Eighth Army.	19148		833					
2.	With British formations with Fifth Corps. (a)	3,227							
3.	With US Formations with Fifth Army	7,686						72	1,023 (b)
4.	In Rear of Army Boundaries. MAINLAND	501	152,467	24537	32,942	8,183	12,476		11072
5.	SARDINIA		139,031	1,527	9,134		7,609		4,053
6.	SICILY		12,160	1,100	400		250		9,251
7.	CORSICA.		10,450						
8.	TOTAL	30,562	314,108	32057 (c)	42476	8,183	20,335	72	26,199

(a) TOTAL RATIONS. Combat Scale 71,774 Basic Scale 411,113 Total Armed Forces 482,887

NOTE. (a) Serial 2. Amended to read FIFTH CORPS.
(b) South of Combat Zone.
(c) incl 4,960 temporarily based in Italy

Declassified E.O. 12065 Section 3-402/NNDG NO. 785020

SECRET EYES ONLY SECRET

STRENGTH STATE OF ITALIAN ARMED FORCES.
as at 25 April 1944.

APPENDIX "A". to
MMIA Letter No/2 dated 9 May 44.

ITALIAN ARMY		ITALIAN NAVY		ITALIAN AIR FORCE		CARABINIERI		MILITIA GUARDIA FINANZA		TOTAL
On Basic Scale (d)	On Combat Scale (e)	On Basic Scale (f)	On Combat Scale (g)	On Basic Scale (h)	On Combat Scale (i)	On Basic Scale (j)	On Combat Scale (k)	On Basic Scale (l)		(m)
	833									19,961
										3,227
					72	1,023 (b)		433 (b)		9,264
152,467	24537	32,942	8,163	12,476		11072		4,420		246,598
139,031	1,527	9,134		7,609		4,853		968		163,122
12,160	1,100	400		250		9,251		2,124		25,285
10,450										10,450
314,108	32957 (c)	42476	8,183	20,335	72	26,199		7,895		482,887 (c)

Scale 71,774 Basic Scale 411,113 Total Armed Forces 482,887

read FIFTH CORPS.

y based in Italy

STOCKS HELD IN ITALIAN DEPOTS BASED ON PORTS SHOWN. APPENDIX "B"
All items in Pounds except when specially shown. to MMIA letter
AQ/2. dated.

SERL No.	ITEMS	NAPLES.	BARI	TARANTO BRINDISI	CROTONE	PALERMO	CAGLIARI	TOTAL
	a.	b.	c.	d.	e.	f.	g.	h.
I.	Flour	2625032	4I65438	3777714	545945	657873	2438331	14210333
2.	Biscuits	I54I96	329842	385209	35I794	"		
3.	Rice	94286	2I9396	II6969	II03			
4.	Macaroni	204709	I79803	678788	28472			
5.	Frozen Meat	-	I800	-	-			
6.	P. Meat	553519	855I45	683364	20993	564404	569687	3247II2
7.	Sugar	I24I22	6I0456	8I2336	I75925	554351	I95339	2472529
8.	Sardines	II02	623	I83I8	2954)			
9.	Salmon	473608	575769	505074	I55834)	499823	I378969	3631238
I0.	Herrings	9	I926	939I	78I8)			
II.	Tunny Fish	-	I7234	-	66			
I2.	Sausage	I2774	69696	-	I9I49			
I3.	Coffee	59338	2I4055	I8495I	86I8	500866	I93099	II60927
I4.	Coffee (Substitute)	I8562	I354I	2061I7	I7			
I5.	Tea	-	-	-	50I08	I30I44	(incl. Cocoa)	I80252
I6.	Pepper	III3	I438	I3I4	230	76II49	30II	768255
I7.	Dehy. Veg.	I90930	27I3I9	33607	I2742			
I8.	Dried Veg.	I47756	247237	69588	9606	565650	598735	I638572
I9.	Dried Garlic	-	2094	228I0	-			
20.	Td. Veg.	I88474	I75808	I47770	I0I359			
2I.	Td. Potatoes	-	-	27	5733			
22	Dried Potatoes	75997	538553	237819	2294			
23.	Margarine	-	-	-	-			
24.	Marmalade Jam	4I958	I7I64	38835I	20298			
25.	Ham Td.	-	-	-	6373			
26.	Soups Td.	I920	-	-	3735			
27.	Cheese	I02000	I22268	49I77	-			
28.	Tomato Paste (Conserved)	I66809	98I24	I22039	687			
29.	Anice.	-	-	7492	-			
30.	Brandy (lbs)	-	II320	80I9	22752			
3I.	Nut Sweets	-	529	I653	-			
32.	Sweets & Choc.	I45	248	6447	-			
33.	Td. Milk	-	-	3860	-			
34.	Syrup	-	-	II0	-			
35.	Lemon Juice (Btles)	28000	-	I5I23	653			
36.	Min Waters	4500	-	I327	-			
37.	Cigarettes	I90II	5749	84052	6087			
38.	Tobacco	-	I388	308	-			
39.	Matches (Boxes)	455360	707528	I7I502	393I	-	4907394	6216225 (Boxes)
40.	Hay	-	I3304	I0II	I884			
4I.	Straw	20292	45054	45968	55453			
42.	Oats	-	59566	55040	29043			
43	Barley	I42I7	563802	I80809	-			

Declassified E.O. 12065 Section 3-402/NNDG NO. 785020

11.	Tunny Fish	-	17234	[illegible]	7848			
12.	Sausage	12774	69696	-	19149			
13.	Coffee	59338	214055	184951	8618	500866	193099	1160927
14.	Coffee (Substitute)	18562	13541	20617	17			
15.	Tea	-	-	-	50108	130144	(incl. Cocoa)	180252
16.	Pepper	1113	1438	1314	230	761149	3011	768255
17.	Dehy. Veg.	190930	271319	33607	12742			
18.	Dried Veg.	147756	247237	69588	9606	565650	598735	1638572
19.	Dried Garlic	-	2094	22810	-			
20.	Td, Veg.	188474	175808	147770	101359			
21.	Td. Potatoe	-	-	27	5733			
22	Dried Potatoe	75995	536558	237819	2294			
23.	Margarine	-	-	-	-			
24.	Marmalade Jam	41952	17164	38831	20298			
25.	Ham Td.	-	-	-	6373			
26.	Soups Td.	1920	-	-	3735			
27.	Cheese	102000	132268	49177	-			
28.	Tomato Paste (Conserved)	166809	9824	122039	687			
29.	Anice.	-	-	7492	-			
30.	Brandy (lbs)	-	11020	8019	22752			
31.	Nut Sweets	-	529	1653	-			
32.	Sweets & Choc.	145	248	6447	-			
33.	Td. Milk	-	-	3860	-			
34.	Syrup	-	-	110	-			
35.	Lemon Juice (Btles)	28000	-	15123	653			
36.	Min Waters	4500	-	1327	-			
37.	Cigarettes	19011	8749	84052	6087			
38.	Tobacco	-	1388	308	-			
39.	Matches (Pkgs)	455360	707538	171502	3931	-	4907894	6516225
40.	Hay	-	13304	1011	1884			
41.	Straw	20292	45954	45968	55453			
42.	Oats	-	59566	55040	29043			
43	Barley	14217	563802	180609	-			
44.	Mangione	105727	405181	230071	18638			
45.	Carobs	28480	72801	205453	94536			

Declassified E.O. 12065 Section 3-402/NNDC NO. T25020

Declassified E.O. 12065 Section 3-402/NNDC NO. 785020

[SECRET EQUALS US SECRET]

APPENDIX "C" to
EMIA letter AQ/2 dated 9 May 44

Estimated Return Strength by percentages for depots in WEST MAINLAND, EAST MAINLAND, SICILY and SARDINIA for months of June, July, August and September.

Serial.	Month.	Mainland. West.	Mainland. East.	Sicily	Sardinia.
I.	JUNE	20%	41%	8%	31%
2.	JULY	22%	41%	10%	27%
3.	AUGUST	25%	40%	10%	25%
4.	SEPTEMBER	27%	40%	10%	23%

Declassified E.O. 12065 Section 3-402/NNDG NO. 785020

BFC [illegible] action very urgent

MINISTERO DELLA GUERRA

DIREZIONE GENERALE SERVIZI COMMISSARIATO MILITARE

PA/ro

Divisione Sussistenze

N. 4556/S. di prot. P. M. 107, li 8 maggio 1944

Risposta al foglio N. AQ/3 del 31 marzo 44 Carte annesse 2

OGGETTO: situazione mensile forza.-

Monthly report of situation of the Italian Armed Forces

ALLA SOTTOCOMMISSIONE PER L'ESERCITO DELLA ACC
- COMANDO PRINCIPALE -
LEQUILE

Si trasmette, in duplice esemplare, la situazione al 25 aprile u.s. della forza del R.Esercito, R.Marina, R.Aeronautica, Carabinieri e R.Guardia di Finanza distinta per categoria di razione e per dislocazione.-

p. IL MINISTRO

Pelligra

9/5

Second copy sent to 'G' for 'A'

3452

Declassified E.O. 12065 Section 3-402/NNDG NO. 785020

MAPS AND CHARTS TOO LARGE TO FILM ON ONE EXPOSURE ARE FILMED CLOCKWISE BEGINNING IN THE UPPER LEFT CORNER, LEFT TO RIGHT, AND TOP TO BOTTOM.

SEE DIAGRAMS BELOW.



Declassified E.O. 12065 Section 3-402/NNDG NO. 785020

BEST COPY POSSIBLE

Declassified E.O. 12065 Section 3-402/NNDG NO. 785020

SITUAZIONE FORZA VETTOVAGLIATA AL 25 APRIL

N° d'ordine	DISLOCAZIONE	R.ESERCITO		R.MARINA		R.AERONAUTICA		CARABI	
		Categ. "A"	Categ. "B"	Categ. "A"	Categ. "B"	Cat. "A"	Cat. "B"	Cat. "A"	C
1	Con le formazioni inglesi dell'8^ Armata	19.148		833					
2	Con le formazioni inglesi del 5° Corpo D'Armata.....	(1) 3.227							
3	Con le formazioni Americane della 5^ Armata	7.686						72	
4	Nella zona a sud della linea di operazioni.....	501	(3) 152.467	(4) 24.537	32.942	8.183	12.476		
5	SARDEGNA		139.031	1.527	9.134		7.609		
6	SICILIA		12.160 (6)	1.100 (7)	400 (7)		250		
7	CORSICA		10.450						
8	ESTERO			4.960					
9	Totale	30.562	314.108	32.957	42.476	8.183	20.335	72	

Declassified E.O. 12065 Section 3-402/NNDG NO. 785020

ZIONE FORZA VETTOVAGLIATA AL 25 APRILE 1944

	R.AERONAUTICA		CARABINIERI		R.GUARDIA DI FINANZA		TOTALE	NOTE
teg. B "	Cat. "A"	Cat. " B "	Cat. " A "	Categ. " B "	Cat. " A "	cat. " B "		
							19.981	(1) Compresi n.30 uomini dell'Ambulanza C.R.I.attendata N.82 dislocata a Lanciano.-
							3.227	(2) Dislocati a sud linea operazioni.-
			72	(2) 1.023		(2) 483	9.264	(3) Compresi il 1° Rgt. Avieri di n.1.750 uomini vettovagliato dal IX C.A. e n.1.211 uomini della Croce Rossa Italiana di cui n.703 in Puglia e n.508 in Campania.-
.942	8.183	12.476		(5) 11.072		4.420	246.598	(4) Personale imbarcato su navi operanti con base temporanea di rifornimento in Italia.-
.134		7.609		4.853		968	163.122	(5) Di cui 260 a disposizione Comando A.A.-
400 (7)		250		9.251		2.124	25.285	(6) Non sono comprese in tale forza le unità della Croce Rossa Ital.mobilitate per conto del R.Esercito ed aventi diritto alla razione viveri perchè non si conoscono i dati.-
							10.450	
							4.960	(7) I dati sono approssimativi.-
.476	8.183	20.335	72	26.199	=.=	7.995	482.887	

Declassified E.O. 12065 Section 3-402/NNDG NO. 785020

2	inglesi del 5° Corpo D'Armata.....	(1) 3.227							
3	Con le formazioni Americane della 5^ Armata	7.686							72
4	Nella zona a sud della linea di operazioni.....	501	(3) 152.467	(4) 24.537	32.942	8.183	12.476		
5	SARDEGNA		139.031	1.527	9.134		7.609		
6	SICILIA		12.160 (6)	1.100 (7)	400 (7)		250		
7	CORSICA		10.450						
8	ESTERO			4.960					
9	T o t a l e	30.562	314.108	32.957	42.476	8.183	20.335	72	

- Categoria " A " - Categoria

TOTALE RAZIONI 71.774 411.113

——==oOo==——

Declassified E.O. 12065 Section 3-402/NNDG NO. 785020

								3.227
				72	(2) 1.023		(2) 483	9.264
942	8.183	12.476			(5) 11.072		4.420	246.598
134		7.609			4.853		968	163.122
400 (7)			250		9.251		2.124	25.285
								10.450
								4.960
476	8.183	20.335		72	26.199	=.=	7.995	482.887

operazioni.-

(3) Compresi il 1° Rgt. Avieri di n.1.750 uomini vettovagliato dal IX C.A. e n.1.211 uomini della Croce Rossa Italiana di cui n.703 in Puglia e n.508 in Campania.-

(4) Personale imbarcato su navi operanti con base temporanea di rifornimento in Italia.-

(5) Di cui 260 a disposizione Comando A.A.-

(6) Non sono comprese in tale forza le unità della Croce Rossa Ital.no bilitate per conto del R.Esercito ed aventi diritto alla razione viveri perchè non si conoscono i dati.-

(7) I dati sono approssimativi.-

- Categoria " A "	- Categoria " B "	- TOTALE -
... 71.774	411.113	482.887

——==oOo==——

Declassified E.O. 12065 Section 3-402/NNDG NO. 785020

SARDINIA	ARMY		NAVY		AIRFORCE		CCRR		RGF		Total
Date of Submission	A	B	A	B	A	B	A	B	A	B	
20 Mar by Ministry of War		158,336	1201	10,593		7,000		3634		1072	181,836
10 Apr by Col SIMMONS		170,000 (a)	12402 (b)		11,000 (c)			(d)		(d)	193,402.

NOTES

a) incl CCRR
b) Both A & B together, plus 2,100 militarized civilians
c) incl 332 militarized civilians.
d) incl in Army figures. NOT shown separately.

3450

FO AQ/3

8

Declassified E.O. 12065 Section 3-402/NNDG NO. 785020

ARMY FORM C2128 (Revised)

MESSAGE FORM

Call	Srl. No.	Priority	Transmission Instructions	Register No.
			CIPHER SECRET	

ABOVE THIS LINE FOR SIGNALS USE ONLY

FROM (A) Originator: MARTIN at FALCON cite AGS 794

Date Time of Origin: 151718B

OFFICE DATE STAMP. D/901

For Action

TO: MMIA for DUCHESNE for SIMMONS

(W) For information (INFO)

Message Instructions — GR —

Originator's No.

WM 706 @ As of 10th April @ Italian forces in SARDINIA report ration strength NAVY 12407 which includes 2100 militarized civilians. to air corps 11000 which includes 332 militarized civilians and Army attached for [illegible] Army 170000 which includes CARABINIERI @ Total personnel 193407 @ SECRET @

THIS MESSAGE MAY BE SENT AS WRITTEN BY ANY MEANS EXCEPT WIRELESS

IF LIABLE TO BE INTERCEPTED OR TO FALL INTO ENEMY HANDS, THIS MESSAGE MUST BE SENT IN CIPHER

SIGNED

ORIGINATOR'S INSTRUCTIONS DEGREE OF PRIORITY: Immediate

SIGNED

Time	System	Op.
THI or TOR		
Time cleared		

16/IV 43

3449

Declassified E.O. 12065 Section 3-402/NNDG NO. 785020

BEST COPY POSSIBLE

Declassified E.O. 12065 Section 3-402/NNDG NO. 785020

Army Form C2130.
(Pads of 100.)

MESSAGE FORM

CALL INSTRUCTIONS	IN / OUT	MILITARY MISSION. Date AQ/3	No. of Groups. GR. (1)	Serial No. / Office Date Stamp

(ABOVE THIS LINE IS FOR SIGNALS USE ONLY.)

TO MMIA. ITALIAN ARMY.

FROM Q DISTONE	Originator's Number Q 242	Date 10	In Reply to Number

SECRET Q Ref AQ 924? and AQ/3 dated 1st March Q Return despatched under cover Q198 on 5 April Q Repeat of particulars herewith Q QUOTE Q Herewith feeding strength return for Italian forces in SICILY as at 0600hrs 1st April Q SABAUDA div basic rations 12171 COMBAT rations nil Q CCRR basic rations 77 COMBAT nil Q GUARDA DI FINANZA basic rations 2141 COMBAT nil Q Italian naval forces basic rations 561 COMBAT 275 Q Italian Air Force basic rations [illegible]

THIS MESSAGE MAY BE SENT AS WRITTEN BY ANY MEANS *EXCEPT WIRELESS.

THIS MESSAGE MUST BE SENT IN CIPHER IF LIABLE TO INTERCEPTION OR TO FALL INTO ENEMY HANDS.

SIGNED

ORIGINATOR'S INSTRUCTIONS DEGREE OF PRIORITY

TIME OF ORIGIN 0938

SIGNED

(BELOW THIS LINE IS FOR SIGNALS USE ONLY.)

SYSTEM IN	TIME IN	READER	SENDER	SYSTEM OUT	TIME OUT	READER	SENDER	SYSTEM OUT	TIME OUT	READER	SENDER
								3448			

T.H.I.

T.O.R.

*Originator may delete "except" and insert "including."

M3875/764. 40m. Pads. 12/42. C.B. & S. Ltd.

Declassified E.O. 12065 Section 3-402/NNDG NO. 785020

Form C2130. (Pads of 100.)

MESSAGE FORM

CALL INSTRUCTIONS	IN	No. of Groups. GR.	Serial No. OFFICE DATE STAMP 7/859.
	OUT		

(ABOVE THIS LINE IS FOR SIGNALS USE ONLY.)

TO

Page II

FROM	Originator's Number	Date	In Reply to Number

~~COMBAT~~ Nil (1) Totals basic rations 22856 COMBAT rations 2751 (1) average daily issues during 10 days ending 30th March 44 (1) Unquote.

THIS MESSAGE MAY BE SENT AS WRITTEN BY ANY MEANS (EXCEPT* WIRELESS.

THIS MESSAGE MUST BE SENT IN CIPHER IF LIABLE TO INTERCEPTION OR TO FALL INTO ENEMY HANDS.

SIGNED [signature]

ORIGINATOR'S INSTRUCTIONS DEGREE OF PRIORITY: Immediate

TIME OF ORIGIN: 0930

SIGNED

(BELOW THIS LINE IS FOR SIGNALS USE ONLY.)

SYSTEM IN	TIME IN	READER	SENDER	SYSTEM OUT	TIME OUT	READER	SENDER	SYSTEM OUT	TIME OUT	READER	SENDER
											3141

T.H.I. 101130B

T.O.R.

*Originator may delete "except" and insert "including."

M22875/704 30M. Pads 12/42 C.B. & S. Ltd. 51-6110

Declassified E.O. 12065 Section 3-402/NNDG NO. 785020

Army Form C2136. (Pads of 100.)

AQ/3.

MESSAGE FORM

Serial No. 7

CALL AND INSTRUCTIONS		No. of Groups.	Office Date
	IN MEYTV MESB M A MJAQ MK236/11	GR.	
	OUT	80	

(ABOVE THIS LINE IS FOR SIGNALS USE ONLY.)

TO MMIA

FROM	Originator's Number	Date	In Reply to Number
Q DISTONE — AQ/3	—	—	

Q260 following received from Sabauda Div ⊙ Quote ⊙
Ref FO AA/3 dated 31 Mar ⊙ Following number of food rations
issued on 31 Mar at Ration scale A ⊙ Army 121171 Air force
250 Carabinieri 8403 & Guardia finanza 2107 ⊙ Total 22931 ⊙
Ration scale B nil ⊙ Unquote ⊙ Carabinieri issues of 8403
on 31 Mar compare with ration strength of 7910 at ol...
1 Apr ⊙ Do not propose to take action this occasion

THIS MESSAGE MAY BE SENT AS WRITTEN BY ANY MEANS *EXCEPT WIRELESS.

THIS MESSAGE MUST BE SENT IN CIPHER IF LIABLE TO INTERCEPTION OR TO FALL INTO ENEMY HANDS.

SIGNED

ORIGINATOR'S INSTRUCTIONS DEGREE OF PRIORITY

TIME OF ORIGIN 101515B

SIGNED

(BELOW THIS LINE IS FOR SIGNALS USE ONLY.)

SYSTEM IN	TIME IN	READER	SENDER	SYSTEM OUT	TIME OUT	READER	SENDER	SYSTEM OUT	TIME OUT	READER	SENDER
C	11 0814	A. Elliott									

T.H.I.

T.O.R.

*Originator may delete "except" and insert "including."

M23878/703. 30M. 5446 C. B. & S. Ltd. 51—6118

Declassified E.O. 12065 Section 3-402/NNDG NO. 785020

SUBJECT Strength Returns of Personnel on rations.

Army Sub Commission A.C.C.
Main H.Q. (MMIA)
LEQUILE (LECCE)
AQ3
3 Apr 44

Col SIMMONS through
Allied Garrison Comd SARDINIA

Ref MMIA letter AQ/3 dated 31 Mar;

1) A paraphrase of MMIA signal AQ 876 of 31 Mar follows in case you have not yet received it through normal signal channels.

2) With ref to HQ AAI Adn Instr No3 para twelve and annexure four, you are requested to obtain relevant figures as at 31 Mar and send them by quickest means to MMIA.

3) In future these returns will be collected by the Italian Command but you are requested to have figures prepared for dispatch to MMIA in case they are required for a check.

B. Clarke Hunt
for
Brigadier.
Army Sub Commission A.C.C.

vtd

3445

Declassified E.O. 12065 Section 3-402/NNDG NO. 785020

MESSAGE FORM.

From: MMIA.

To : RISTONE FALSON for SIMMONS copy: Ministry of War: S.T. MMIA.

AQ 376 31

Refer HQ AAI Adm Instruction Number three paragraph twelve and annexure four (*) In order to obtain relevant data in time request you obtain figures for thirty first March from Italian comd and signal MMIA (*) Future monthly returns will be collected by ITI Comd but request you signal details MMIA if requested by them

This message may be sent AS WRITTEN by any means except ________ wireless.	This message must be sent IN CIPHER if liable to interception.	Priority Important	T O O 312230 A T H I ____

Sgd F J N [illegible] Lt Col   Sgd ________

3444

twn. FJN.

~~3444~~

Declassified E.O. 12065 Section 3-402/NNDG No. 785020

(2)

SUBJECT: Strength Returns of Personnel on Ration.

Army Sub Commission, A.C.C.
Main HQ (MMIA)
LEQUILE (LECCE)
AQ/3/1.
13 Apr 44.

Ministry of War.

Copy to: S.T. MMIA.
H.Q. No. 1 District.
Col. [illegible] thru Allied Garrison Comd. SARDINIA

Ref this H.Q. letter, AQ/3 dated 31 Mar 44.

Delete para 1 of the above letter and substitute new para as follows ....

"The return attached at Appx "A" is required to reach this HQ on the 8th of each month and based on figures as at the 25th of the previous month."

F.J.N.

Major General.
Army Sub Comm, A.C.C.

tvs.JB.

3443

3443

Declassified E.O. 12065 Section 3-402/NNDG NO. 785020

SUBJECT: Strength Return of Personnel on Rations.

Army Sub Commission, A.C.C.
Main HQ (BMTA)
LEQUILE (LECCE)
AQ/3.
31 Mar. 44.

Ministry of War.

Copy to: S.T. BMTA.
HQ. No. 1.District.
Col. SIMMONS thru Allied Garrison Comd SARDINIA.
(My signal, AQ 876 of 31 Mar refers.)

3.

1. The return attached at Appx 'A' is required to reach this HQ on the 10th of each month and based on figures as at the last day of the previous month.

2. In order to obtain the figures from SICILY and SARDINIA in time District No. 1. in SICILY and the ALLIED AUTHORITIES in SARDINIA have been asked to signal the figures to this HQ if requested by the ITALIAN AUTHORITY in SICILY and SARDINIA. This HQ will then forward the figures for you to check and include in the return.

folio 2

F. S. Noakes
Lt Col for Brig.
Army Sub Comm, A.C.C.

tvs. MJH.

Declassified E.O. 12065 Section 3-402/NNDC NO. 785020

APPENDIX 'A'

STRENGTH RETURN OF ITALIAN ARMED FORCES.

SERIAL	LOCATION	ITALIAN ARMY. On Combat Scale.	ITALIAN ARMY. On Basic Scale.	ITALIAN NAVY. On Combat Scale.	ITALIAN NAVY. On Basic Scale.	ITALIAN AIR FORCE. On Combat Scale.	ITALIAN AIR FORCE. On Basic Scale	CARABINIERI On Combat Scale.	CARABINIERI On Basic Scale.	REGIA GUARDIA FINANZA On Combat Scale.	REGIA GUARDIA FINANZA On Basic Scale
(a)	(b)	(c)	(d)	(e)	(f)	(g)	(h)	(i)	(j)	(k)	(l)
1.	With British formations with Eighth Army.										
2.	With British formations with Fifth Army.										
3.	With US formations with Fifth Army.										
4.	In Rear of Army Boundaries. MAINLAND.										
5.	SARDINIA.										
6.	SICILY										
7.	CORSICA.										
8.	TOTAL.										

(a) TOTAL RATIONS. Combat Scale..................Basic Scale..................Total

two.

3441 -

~~3441~~

Declassified E.O. 12065 Section 3-402/NNDG NO. 785020

APPENDIX 'A'

42

STRENGTH RETURN OF ITALIAN ARMED FORCES.

	ITALIAN NAVY.		ITALIAN AIR FORCE.		CARABINIERI		GUARDIA FINANZA		T O T A L
On Basic Scale.	On Combat Scale.	On Basic Scale.	On Combat Scale.	On Basic Scale	On Combat Scale.	On Basic Scale.	On Combat Scale.	On Basic Scale.	
(d)	(e)	(f)	(g)	(h)	(i)	(j)	(k)	(l)	(m)

Combat Scale.....Basic Scale.....Total Armed Forces.....

1611