Declassified E.O. 12356 Section 3.3/NND No. 785015

ACC 10000/147/514 T/36/CS INTERNAL PLANNING

(1 of 2 folders) PART III DEC. 1944 - Ap. 1945

0462

Declassified E.O. 12356 Section 3.3/NND No. 785015

219

HEADQUARTERS
SOUTHERN REGION ALLIED?COMMISSION
APO 394.U.S.ARMY.
PUBLIC WORK AND UTILITIES SECTION

26 December 1944.

CU - 1696

SUBJECT: Your T. 36.21.CS. 13th December 1944.

TO : Headquarters Allied Commission
(Attn,Director, Communications Sub-Commission
AC. APO 394.)

The Director of S.E.T. requested the attached be sent to your office.

John A. Bridgeman
JOHN A. BRIDGEMAN
Capt. AUS.
Regional Telecomm.Officer

JAB/tdr.

Director	
D/Director	
Chief Telecoms	
Chief Postal	
H Q Coms O.	
Asst Chief Postal	
Censorship	
Chief Cleric	

CROSS REFS.	
FILE T36	B/Fwd.

Date 27 DEC 44

2201

File pl
NDM
2/11-45

Allied Force Headquarters
Signal Section

Director	
D/Director	
Chief Telecomm	
Ch[illegible]	
H[illegible] Cyne O	
Asst Chief Postal	
[illegible]ership	
[illegible] Clerk	

APO 512, U. S. Army
12 January 1945

9

Combined Signal Project AFHQ/9
Supplement No. 13

1. Authority and Designation. Under authority of Item 2, Section IX of AFHQ Signal Instructions, the issue of supplies, detailed herein, is authorized under the above designated project for joint use by U.S. and British Forces.

2. Purpose. The supplies authorized herein are to provide for restoration of repeater stations in ITALY, north of the BOLOGNA - LUCCA line. This project supplements previous authorizations and is the result of the latest survey and plans for restoration of the main U.G. Cable in Northern ITALY. The following routes are covered.

BOLOGNA - TARVISO - TRIESTE
LUCCA - GENOA
GENOA - TURIN - CASTAGNIO
BOLOGNA - MILAN

3. Origination and Approval. a. Supply issue, requested in letter, subject, "Restoration of the Main U.G. Cable Network in Northern ITALY (North of line BOLOGNA - LUCCA)", file X/20/93, dated 15 December 1944, from CSO, L of C, ITALY to CSO, AFHQ, is approved with exceptions as covered by Appendix "A".

b. It is contemplated, pending final approval, that the repeater stations, as repaired or reconstructed on this project, will be transferred intact to the Allied Commission upon termination of military need.

4. Source of Supply. a. The materials listed on Appendix "B" will be supplied by the CSO, NTOUSA to CSO, L of C, ITALY, in accordance with the notes and instructions thereon. (Appendix "D" is a detailed description of repeaters released as Item 1, Appendix "B").

b. The materials listed on Appendix "C" will be supplied by DCS, AFHQ, to CSO, L of C, ITALY, in accordance with the notes and instructions thereon. Appendix "C" also covers cancellation of a previous authorization.

5. Completion Report. Completion report will be forwarded to CSO, AFHQ by CSO, L of C, ITALY.

6. Responsibility. The CSO, L of C, ITALY will be responsible for the project, and for the ultimate disposal of the materials in accordance with Item 3, Section IX of AFHQ Signal Instructions upon termination of military need.

Declassified E.O. 12356 Section 3.3/NND No. 785015

12 January 1945

Combined Signal Project AFHQ/9
Supplement No. 13

1. Authority and Designation. Under authority of Item 2, Section IX of AFHQ Signal Instructions, the issue of supplies, detailed herein, is authorized under the above designated project for joint use by U.S. and British Forces.

2. Purpose. The supplies authorized herein are to provide for restoration of repeater stations in ITALY, north of the BOLOGNA - LUCCA line. This project supplements previous authorizations and is the result of the latest survey and plans for restoration of the main U.G. Cable in Northern ITALY. The following routes are covered.

BOLOGNA - TARVISO - TRIESTE
LUCCA - GENOA
GENOA - TURIN - CASTILOGIO
BOLOGNA - MILAN

3. Origination and Approval. a. Supply issue, requested in letter, subject, "Restoration of the Main U.G. Cable Network in Northern ITALY (North of line BOLOGNA - LUCCA)", file X/20/93, dated 15 December 1944, from CSO, L of C, ITALY to CSO, AFHQ, is approved with exceptions as covered by Appendix "A".

b. It is contemplated, pending final approval, that the repeater stations, as repaired or reconstructed on this project, will be transferred intact to the Allied Commission upon termination of military need.

4. Source of Supply. a. The materials listed on Appendix "B" will be supplied by the CSO, NTOUSA to CSO, L of C, ITALY, in accordance with the notes and instructions thereon. (Appendix "D" is a detailed description of repeaters released as Item 1, Appendix "B").

b. The materials listed on Appendix "C" will be supplied by BOS, AFHQ, to CSO, L of C, ITALY, in accordance with the notes and instructions thereon. Appendix "C" also covers cancellation of a previous authorization.

5. Completion Report. Completion report will be forwarded to CSO, AFHQ by CSO, L of C, ITALY.

6. Responsibility. The CSO, L of C, ITALY will be responsible for the project, and for the ultimate disposal of the materials in accordance with Item 3, Section IX of AFHQ Signal Instructions upon termination of military need.

Approved:
GEORGE C. BACK
Colonel, Signal Corps,
Deputy Chief Signal Officer.

Approved:
L. B. NICHOLS,
Major General,
Chief Signal Officer.

Incls:
Appendix "A"
Appendix "B"
Appendix "C"
Appendix "D"

See over for distribution:

CROSS REFS.
FILE T-87
B/Fwd.
Date 27/1/45

Declassified E.O. 12356 Section 3.3/NND No. 785015

SECRET

Appendix "A"
Project AFHQ/9
Supplement No. 13
18 January 1945

The L of C Request (Project LC/63) is approved as written with the following exceptions or modifications:

Ref. Para L of C Letter	Requested, L of C Letter	Approved this Project
9 (a)	360 Repeaters, TP-7 90 Repeaters, V-1.	400 TP-7 and 91 V-1's, plus 12 bays equipment, Amp. #34 (12 Repeaters per bay).
9 (c)	14 U Signalling VF No. 3.	2 bays, Equipment Signalling No.8 provide a total of 176 Ringers. Reduce previous authorization of 72 Unit Signalling No. 3 to 14.
9 (e) & (f)	32 Ringing Generators, 20 cycle.	No additional authorized. Supp 8 already authorizes 14. Ringers associated with FATE embds are included in FATE contract. Also ringing generators are included with each bay of equipt, signalling #8 authorized on this supp.
9 (e) & (f)	16 Ringing Transformers.	11 approved. 8 for repeater sta. plus 3 already on hand (Experimental, spare & 1 for Bologne). Transformers required for embds will be supplied with the embds.
9 (g) (iii)	8 1000 AH, 24V Batteries. 6 500 AH, 24V Batteries.	None presently available or none authorized. Approx. 12 350 AH batteries are surplus from SOS-SOT systems. These are already authorized (Supp #8) and may be used where required. Also, most of the repeaters being provided are AC repeaters, which should greatly reduce the 24V battery needs. The question of local mfg is being investigated.
9 (g)(iv)	14 Batteries, 130 volt.	7 approved. A crash already exists for 7 batteries [illegible] 2199
9 (g) (v) & (vi)	24 volt Charging Plant 130 volt Charging Plant.	Authorized or requested. However, attempts are being made to secure 30 Amp 24 volt and 130 volt rectifiers in addition, for later authorization.

Declassified E.O. 12356 Section 3.3/NND No. 785015

Exceptions or modifications

Ref. Para L of C Letter	Requested, L of C Letter	Approved this Project
9 (a)	360 Repeaters, TP-7 90 Repeaters, V-1.	400 TP-7 and 91 V-1's, plus 12 bays equipment, Amp. #31 (12 Repeaters per bay).
9 (c)	14 U Signalling VF No. 3.	8 bays, Equipment Signalling No. 8 provide a total of 176 Ringers. Reduce previous authorization of 72 Unit Signalling No. 3 to 14.
9 (e) & (f)	32 Ringing Generators, 20 cycle.	No additional authorized. Supp 8 already authorized 14. Ringers associated with FATME subds are included in FATME contract. Also ringing generators are included with each bay of equip. Signalling #8 authorized on this supp.
9 (e) & (f)	16 Ringing Transformers.	11 approved. 8 for repeater sta. plus 3 already on hand (Experimental, spare & 1 for Bologna). Transformers required for subds will be supplied with the subds.
9 (g) (iii)	8 1000 AH, 24V Batteries. 6 500 AH, 24V Batteries.	None presently available or none authorized. Approx. 12 950 AH batteries are surplus from SCS-30F systems. These are already authorized (Supp #2) and may be used where required. Also, most of the repeaters being provided are AC repeaters, which should greatly reduce the 24V battery needs. The question of local mfg is being investigated.
9 (g)(iv)	14 Batteries, 130 volts.	7 approved. 4 or 5 already exists for 7 batteries on hand.
9 (g) (v) & (vi)	24 volt Charging Plant 130 volt Charging Plant.	Authorized or requested. However, attempts are being made to secure 30 Amp 24 volt and 130 volt rectifiers in addition, for later authorization.
9 (h) (i)	7 Trans. Meas. Sets	3 of these (1-61) are already authorized from other sources and are expected soon. Of the balance of 4 required, none are being authorized on this project since 14 VF test packages were previously authorized on Supp 8 for N. ITALY.

2199

SECRET

Declassified E.O. 12356 Section 3.3/NND No. 786015

Declassified E.O. 12356 Section 3.3/NND No. 785015

Combined Signal Project AFHQ/9
Supplement No. 13

1. Authority and Designation. Under authority of Item 2, Section IX of AFHQ Signal Instructions, the issue of supplies, detailed herein, is authorized under the above designated project for joint use by U.S. and British Forces.

2. Purpose. The supplies authorized herein are to provide for restoration of repeater stations in ITALY, north of the BOLOGNA - LUCCA line. This project supplements previous authorizations and is the result of the latest survey and plans for restoration of the main U.G. Cable in Northern ITALY. The following routes are covered.

BOLOGNA - TARVISO - TRIESTE
LUCCA - GENOA
GENOA - TURIN - CASTEGGIO
BOLOGNA - MILAN

3. Origination and Approval. a. Supply issue, requested in letter, subject, "Restoration of the Main U.G. Cable Network in Northern ITALY (North of line BOLOGNA - LUCCA)", file X/20/93, dated 15 December 1944, from CSO, L of C, ITALY to CSO, AFHQ, is approved with exceptions as covered by Appendix "A".

b. It is contemplated, pending final approval, that the repeater stations, as repaired or reconstructed on this project, will be transferred intact to the Allied Commission upon termination of military need.

4. Source of Supply. a. The materials listed on Appendix "B" will be supplied by the CSO, NTOUSA, to CSO, L of C, ITALY, in accordance with the notes and instructions thereon. (Appendix "B" is a detailed description of repeaters released as Item 1, Appendix "B").

b. The materials listed on Appendix "C" will be supplied by DCS, AFHQ, to CSO, L of C, ITALY, in accordance with the notes and instructions thereon. Appendix "C" also covers cancellation of a previous authorization.

5. Completion Report. Completion report will be forwarded to CSO, AFHQ by CSO, L of C, ITALY.

6. Responsibility. The CSO, L of C, ITALY will be responsible for the project, and for the ultimate disposal of the materials in accordance with Item 3, Section IX of AFHQ Signal Instructions upon termination of military need.

Approved: George C. Back
GEORGE C. BACK
Colonel, Signal Corps,
Deputy Chief Signal Officer.

Approved: L B Nicholls
L. B. NICHOLS,
Major General,
Chief Signal Officer.

Incls:
Appendix "A"
Appendix "B"
Appendix "C"
Appendix "D"

See over for distribution.

Cables Refs.
FILE T-87
B/Fwd.
Date: 27/1/45

0467

Declassified E.O. 12356 Section 3.3/NND No. 785015

Director
D/Director
Chief Telecoms
Ch[illegible]
[illegible] Cons O
Ass[illegible] Chief Postal
[illegible]ership
[illegible]f Clerk
AFO 512, U. S. Army
12 January 19[illegible]

9

ALLIED FORCE HEADQUARTERS
Signal Section

Combined Signal Project AFHQ/9
Supplement No. 13

1. Authority and Designation. Under authority of Item 2, Section IX of AFHQ Signal Instructions, the issue of supplies, detailed herein, is authorized under the above designated project for joint use by U.S. and British Forces.

2. Purpose. The supplies authorized herein are to provide for restoration of repeater stations in ITALY, north of the BOLOGNA - LUCCA line. This project supplements previous authorizations and is the result of the latest survey and plans for restoration of the main U.G. Cable in Northern ITALY. The following routes are covered.

BOLOGNA - TARVISO - TRIESTE
LUCCA - GENOA
GENOA - TURIN - CASTEGGIO
BOLOGNA - MILAN

3. Origination and Approval. a. Supply issue, requested in letter, subject, "Restoration of the Main U.G. Cable Network in Northern ITALY (North of line BOLOGNA - LUCCA)", file X/20/93, dated 15 December 1944, from CSO, L of C, ITALY to CSO, AFHQ, is approved with exceptions as covered by Appendix "A".

b. It is contemplated, pending final approval, that the repeater stations, as repaired or reconstructed on this project, will be transferred intact to the Allied Commission upon termination of military need.

4. Source of Supply. a. The materials listed on Appendix "B" will be supplied by the CSO, NTOUSA to CSO, L of C, ITALY, in accordance with the notes and instructions thereon. (Appendix "D" is a detailed description of repeaters released as Item 1, Appendix "B").

b. The materials listed on Appendix "C" will be supplied by CSO, AFHQ, to CSO, L of C, ITALY, in accordance with the notes and instructions thereon. Appendix "C" also covers cancellation of a previous [illegible] requisition.

5. Completion Report. Completion report will be forwarded to CSO, AFHQ by CSO, L of C, ITALY.

6. Responsibility. The CSO, L of C, ITALY will be responsible for the project, and for the ultimate disposal of the materials in accordance with Item 3, Section IX of AFHQ Signal Instructions upon termination of military need.

Approved: [signature]

Approved: L B Nichols

AFHQ, Allied Force H.Q. ITALY
Signal Section

Director
D/Director
Chief Telecoms
Civ[illegible]
[illegible] Signs O
Asst. Chief Postal
Treasurship
Chief Clerk
AFC 516, 11 January 1945
12 January 1945

19

Combined Signal Project AFHQ/9
Supplement No. 13

1. Authority and Designation. Under authority of Item 2, Section IX of AFHQ Signal Instructions, the issue of supplies, detailed herein, is authorized under the above designated project for joint use by U.S. and British Forces.

2. Purpose. The supplies authorized herein are to provide for restoration of repeater stations in ITALY, north of the BOLOGNA - LUCCA line. This project supplements previous authorizations and is the result of the latest survey and plans for restoration of the main U.G. Cable in Northern ITALY. The following routes are covered.

BOLOGNA - TARVISO - TRIESTE
LUCCA - GENOA
GENOA - TURIN - CASALEGGIO
BOLOGNA - MILAN

3. Origination and Approval. a. Supply issue, requested in letter, subject, "Restoration of the Main U.G. Cable Network in Northern ITALY (North of line BOLOGNA - LUCCA)", file A/20/93, dated 15 December 1944, from CSO, L of C, ITALY to CSO, AFHQ, is approved with exceptions as covered by Appendix "A".

b. It is contemplated, pending final approval, that the repeater stations, as repaired or reconstructed on this project, will be transferred intact to the Allied Commission upon termination of military need.

4. Source of Supply. a. The materials listed on Appendix "B" will be supplied by the CSO, NTOUSA to CSO, L of C, ITALY, in accordance with the notes and instructions thereon. (Appendix "D" is a detailed description of repeaters released as Item 1, Appendix "B").

b. The materials listed on Appendix "C" will be supplied by OCS, AFHQ, to CSO, L of C, ITALY, in accordance with the notes and instructions thereon. Appendix "C" also covers cancellation of a previous authorization.

5. Completion Report. Completion report will be forwarded to CSO, AFHQ by CSO, L of C, ITALY.

6. Responsibility. The CSO, L of C, ITALY will be responsible for the project, and for the ultimate disposal of the materials in accordance with Item 3, Section IX of AFHQ Signal Instructions upon termination of military need.

Approved: [illegible]

Approved: [illegible]

Declassified E.O. 12356 Section 3.3/NND No. 785015

Combined Signal Project AFHQ/9
Supplement No. 13

1. Authority and Designation. Under authority of Item 2, Section IX of AFHQ Signal Instructions, the issue of supplies, detailed herein, is authorized under the above designated project for joint use by U.S. and British Forces.

2. Purpose. The supplies authorized herein are to provide for restoration of repeater stations in ITALY, north of the BOLOGNA - LUCCA line. This project supplements previous authorizations and is the result of the latest survey and plans for restoration of the main U.G. Cable in Northern ITALY. The following routes are covered.

BOLOGNA - TARVISO - TRIESTE
LUCCA - GENOA
GENOA - TURIN - CASTEGGIO
BOLOGNA - MILAN

3. Origination and approval. a. Supply issue, requested in letter, subject, "Restoration of the Main U.G. Cable Network in Northern ITALY (North of line BOLOGNA - LUCCA)", File A/20/93, dated 15 December 1944, from CSO, L of C, ITALY to CSO, AFHQ, is approved with exceptions as covered by Appendix "A".

b. It is contemplated, pending final approval, that the repeater stations, as repaired or reconstructed on this project, will be transferred intact to the Allied Commission upon termination of military need.

4. Source of Supply. a. The materials listed on Appendix "B" will be supplied by the CSO, NTOUSA to CSO, L of C, ITALY, in accordance with the notes and instructions thereon. (Appendix "D" is a detailed description of repeaters released as Item 1, Appendix "B").

b. The materials listed on Appendix "C" will be supplied by DCS, AFHQ, to CSO, L of C, ITALY, in accordance with the notes and instructions thereon. Appendix "C" also covers cancellation of a previous authorization.

5. Completion Report. Completion report will be forwarded to CSO, AFHQ by CSO, L of C, ITALY.

6. Responsibility. The CSO, L of C, ITALY will be responsible for the project, and for the ultimate disposal of the materials in accordance with Item 3, Section IX of AFHQ Signal Instructions upon termination of military need.

Approved:
GEORGE L. BACK,
Colonel, Signal Corps,
Deputy Chief Signal Officer.

Approved:
L. B. NICHOLS,
Major General,
Chief Signal Officer.

Incls:
Appendix "A"
Appendix "B"
Appendix "C"
Appendix "D"

See over for distribution:

Cables Refs.
FILE T-87
B/Fwd.
Date 27/1/45

Declassified E.O. 12356 Section 3.3/NND No. 785015

Distribution:

ACTION:
CSO, L of C, ITALY (Main) (2)
Signal Supply
DOS (CRD 13) AFHQ

INFORMATION:
CSO, 15 Army Group (2)
CSO, L of C, ITALY (Advanced)(2)
Allied Com., Comm Sub-Com.
G-4 (A)
G-4 (B)
Signal Wire
Signal Admin.

ADDITIONAL DISTRIBUTION: (Appendix "D" Only)

CSO, L of C, ITALY (Main) (5)
Signal Supply (4)

Declassified E.O. 12356 Section 3.3/NND No. 785015

SECRET

Appendix "A"
Project AFHQ/9
Supplement No. 13
12 January 1945

The L of C Request (Project LC/63) is approved as written with the following exceptions or modifications:

Ref. Para L of C Letter	Requested, L of C Letter	Approved this Project
9 (a)	360 Repeaters, TP-7 90 Repeaters, V-1.	400 TP-7 and 91 V-1's, plus 12 bays equipment, Amp. #9A (12 Repeaters per bay).
9 (c)	14 U Signalling VF No. 3.	8 bays, Equipment Signalling No.8 provide a total of 176 Ringers. Reduce previous authorization of 72 Unit Signalling No. 3 to 14.
9 (e) & (f)	32 Ringing Generators, 20 cycle.	No additional authorized. Supp 8 already authorizes 14. Ringers associated with FATE subs are included in FATE contract. Also ringing generators are included with each bay of equipt, signalling #8 authorized on this supp.
9 (e) & (f)	16 Ringing Transformers.	11 approved. 2 for repeater sta. plus 3 already on hand (Experimental, spare & 1 for Bologna). Transformers required for subs will be supplied with the subs.
9 (g) (iii)	8 1000 AH, 24V Batteries. 6 500 AH, 24V Batteries.	None presently available or none authorized. Approx. 12 350 AH batteries are surplus from SOS-COT systems. These are already authorized (Supp #8) and may be used where required. Also, most of the repeaters being provided are AC repeaters, which should greatly reduce the 24V battery needs. The question of local mfg is being investigated.
9 (g)(iv)	14 Batteries, 130 volt.	7 approved. A ... already exists for 7 batteries ...
9 (g) (v) & (vi)	24 volt Charging Plant 130 volt Charging Plant.	Authorized or requested. However, attempts are being made to secure 30 Amp 24 volt and 130 volt rectifiers in addition, for later authorization.

2109

Declassified E.O. 12356 Section 3.3/NND No. 785015

L of C Letter	Requested, L of C Letter	Approved this Project
9 (a)	360 Repeaters, TP-7 90 Repeaters, V-1.	400 TP-7 and 91 V-1's, plus 12 bays equipment, Amp. #34 (12 Repeaters per bay).
9 (c)	14 U Signalling VF No. 3.	8 bays, Equipment Signalling No.8 provide a total of 17 Ringers. Reduce previous authorization of 72 Unit Signalling No. 3 to 34.
9 (e) & (f)	32 Ringing Generators, 20 cycle.	No additional authorized. Supp 6 already authorized 14 Ringers associated with FATTM subds are included in FATTM contract. Also ringing generators are included with each bay of equip't, signalling #8 authorized on this supp.
9 (e) & (f)	16 Ringing Transformers.	11 approved. 8 for repeater stas. plus 3 already on hand (Experimental, spare & 3 for Bologna). Transformers required for subds will be supplied with the subds.
9 (g) (iii)	8 1000 AH, 24V Batteries. 6 500 AH, 24V Batteries.	None presently available or being authorized. Approx. 12 360 AH batteries are surplus from SHS-30T systems. These are already authorized (Supp #2) and may be used where required. Also, most of the repeaters being provided are AC repeaters, which should greatly reduce the 24V battery needs. The question of local mfg is being investigated.
9 (g)(iv)	14 Batteries, 130 volt.	7 approved. A credit already exists for 7 batteries [illegible] 2169.
9 (g) (v) & (vi)	24 volt Charging Plant 130 volt Charging Plant.	Authorized or requested. However, attempts are being made to secure 30 Amp 24 volt and 130 volt rectifiers in addition, for later authorization.
5 (h) (i)	7 Trans. Meas. Sets	3 of these (1-61) are already authorized from other sources and are expected soon. Of the balance of 4 required, none are being authorized on this project since 14 VF test packages were previously authorized on Supp 6 for N. ITALY.

SECRET

Declassified E.O. 12356 Section 3.3/NND No. 785015

SECRET

Appendix "A"
Project AFHQ/9
Supplement No. 13
18 January 1945

Ref. Para 1 of C Letter	Requested. L of C Letter	Approved this Project
9 (h) (ii)	9 Resistance Testers #3 7 Test Sets I-49	No new authorizations. One Wheatstone Bridge was recently authorized on Supp. #10 and 14 I-49's were authorized on Supp. 8. The 10 Resistance Testers #3 authorized on Supp #3 have now been provided.
9 (j)	3000 Condensers	Availability being investigated. Will be covered on later project.
Appendix "C" Item 15	16 Test Set I-56 (Tube Tester)	6 authorized. A Hickok Model 560 Tube Tester is included in the VF test package of which 14 are already authorized. It is felt that approx. 6 of these will apply to the retention requirement.
Appendix "C" Item 16	1500 Coils, C-161	880 approved. Of the 2680 required, 200 civil type are "on hand" and 1600 are covered by previous authorization on AFHQ/4, Supp #6.
Appendix "C" Items 20, 21, 22.	24,000 yds swbd cable, various sizes quadded	95,000 ft, various sizes quadded and paired, as available or on order.
Appendix "C" Item 24	Twine, Lacing 160 cops	130 lbs Rope, MP-13.
Appendix "D" Items 14,15,16,17.	Timber (Engr Item).	To be obtained locally as required, by CSO, L of C.
Appendix "D" Item 18	192 Sheets MASONITE (Engr Item).	50 sheets approved.
Appendix "D" Item 25	320 lbs Beeswax.	240 lbs approved.

2198

Declassified E.O. 12356 Section 3.3/NND No. 785015

9 (j)	3000 Condensers	Availability being investigated. Will be covered on later project.
Appendix "C" Item 15	16 Test Set I-56 (Tube Tester)	6 authorized. A Hickok Model 560 Tube Tester is included in the VF test package of which 14 are already authorized. It is felt that approx. 2 of these will apply to the repacker station requirement.
Appendix "C" Item 16	1500 Coils, C-161	800 approved. Of the 2480 required, 200 civil type are "on hand" and 1,000 are covered by previous authorization on AFHQ/4, Supp #6.
Appendix "C" Items 20, 21, 22.	24,000 yds swbd cable, various sizes quadded	95,000 ft, various sizes quadded and paired, as available or on order.
Appendix "C" Item 24	Twine, Lacing 160 ozs	130 lbs Rope, MP-13.
Appendix "D" Items 14,15,16,17.	Timber (Engr Item).	To be obtained locally as required by CSO, L of C.
Appendix "D" Item 18	192 Sheets MASONITE (Engr Item).	50 sheets approved.
Appendix "D" Item 25	320 lbs Beeswax.	200 lbs approved.

2198

SECRET

Declassified E.O. 12356 Section 3.3/NND No. 785015

SECRET

Appendix "B"
Project AENG/9
Supplement 13
13 January 1945

MATERIALS FROM U. S. SOURCES

Item	Description	Unit	Quantity
1.	Repeaters, V-1 and associated equipment (see Appendix "D" for detailed description)	ea	21
2.	Power Unit 15 KVA, single phase, 120 Volts (3H4564) PE-84.	ea	9
3.	Test Set I-56	ea	6
4.	Coil, Repeating C-161	ea	240
5.	Cable, Switchboard, 10 quad.	ft	3000
6.	Cable, Switchboard, 8 Quad.	ft	90000
7.	Cable, Switchboard, 4 quad.	ft	3000
8.	Cable, Switchboard, 2 quad.	ft	2000
9.	Cable, Switchboard, (Shielded) 6 pair	ft	3000
10.	Cable, Switchboard, (Shielded) 1 quad	ft	35000
11.	Cable, Switchboard, 30 pair	ft	30000
12.	Cable, Switchboard, 20 pair	ft	10000
13.	Cable, Switchboard, 40 pair	ft	15000
14.	Wire, W-122	ft	25000
15.	Rope, RP-13	lb	100
16.	Beeswax	lb	200
17.	Jack Strip	ea	320
18.	Patch Cord	ea	480
19.	Switchboard SB-72	ea	16
20.	3 phase double-throw switch-15KVA	ea	7
21.	1 phase double-throw switch-15KVA	ea	9
22.	Masonite ¼" x 48" x 96"	sheet	50

NOTES & INSTRUCTIONS:

2197

Declassified E.O. 12356 Section 3.3/NND No. 785015

2.	Power Unit 15 KVA, single phase, 120 Volts (3H4564) PE-84.	ea	5
3.	Test Set I-56	ea	6
4.	Coil, Repeating C-161	ea	440
5.	Cable, Switchboard, 10 quad.	ft	3000
6.	Cable, Switchboard, 8 Quad.	ft	20000
7.	Cable, Switchboard, 4 quad.	ft	2000
8.	Cable, Switchboard, 2 quad.	ft	2000
9.	Cable, Switchboard, (Shielded) 6 pair	ft	3000
10.	Cable, Switchboard, (Shielded) 1 quad	ft	25000
11.	Cable, Switchboard, 10 pair	ft	10000
12.	Cable, Switchboard, 20 pair	ft	10000
13.	Cable, Switchboard, 40 pair	ft	15000
14.	Wire, W-122	ft	25000
15.	Rope, MP-19	lb	130
16.	Easgrav	lt	200
17.	Jack Strip	ea	320
18.	Patch Cord	ea	480
19.	Switchboard BD-72	ea	16
20.	3 phase double-throw switch-15KVA	ea	7
21.	1 phase double-throw switch-15KVA	ea	9
22.	Masonite ¼" x 48" x 96"	sheet	50

2197

NOTES & EXPLANATIONS:

1. Items 17 and 18 CSO, AFOUSA arranging for mfg locally. Jack strips to consist of standard strip of 10 or 20 tip and ring "break" jacks. Patch cords to consist of cords 2 to 4 ft long with plug at each end to fit the jacks provided.

2. Items 20, 21 and 22 are Engr Items. CSO, AFOUSA will arrange for release from Engr. stock and storage at FES as Signal Project materials held for this project.

SECRET

Declassified E.O. 12356 Section 3.3/NND No. 785015

SECRET

Appendix "C"
Project AFHQ/9
Supplement 13
18 January 1945

MATERIALS TO BE PROVIDED FROM BRITISH SOURCES

Item	Description	Unit	Quantity
1	Equipment, Amplifying, No. 34 12/12	bay	12
2	Repeaters, TP-7	ea	400
3	Repeaters, telephone, 2 circuit	ea	50
4	500/20 Signalling Units TP-8	ea	150
5	Equipment, Signalling No. 8 11/11	bay	8
6	Transformers, Type CR-20 (14/90 Volts)	ea	11
7	Generator Sets, 15 KVA 230 Volt SP	ea	2
8	Batteries, Storege 130 Volt, 85-125 AH	ea	7
9	Plants Rectifier Battery Charging 80V/10A	ea	14
10	Repeaters, CT 1 plus 4, No. 2 (4 Wire)	ea	7
11	Coil, Repeating, C-161	ea	440
12	Toilets Trunk Test, 24 circuit	ea	100
13	Telephone, magneto, EE-8A (or equivalent)	ea	54
14	Switches Tumbler	ea	192
15	Bulb Holders Screw Cap	ea	192
16	Lamps, 150 Volt, 60 Watt	ea	192
17	Lamps, 230 Volt, 60 Watt	ea	96
18	Power, Plugs and Sockets, 3 pr.	ea	96
19	Switch Fuses, 10 amp	yd	3200
20	Cable Electric, VIR twin 3/029	yd	3200
21	Cable Electric, PBJ single 3/029	yd	3200
22	Cable Electric, VIR single 7/064	yd	1600
23	Cable Electric, PBJ single 19/083	yd	1600
24			

NOTES AND INSTRUCTIONS.

Item 1. Post Office Emergency Repeater Equipment, each bay comprising 12 units amplifying, which can be used either as intermediate or terminal repeaters. Promised by U.K.

Item 5. British Post Office Emergency VF Ringer Bay, each bay accommodating 22 VF Ringing Converters. Two 500/20 C/S panels and two 20 C/S Ringing Dynamoters are provided per bay.

Item 6. British Local Purchase have ordered from F.T.M.S. 3 already supplied.

Item 9. 12 are held by the No. 1 U.G. Cable Company.

Item 11. 400 have already been issued to CSO, AAI and are available.

Item 12. 60 have already been provided to the No. 1 U.G. Cable Company.

Item 14. to 24. Are engineer items and arrangements will be made 2196 fer to Signal Project Stocks.

PREVIOUS AUTHORIZATIONS TO BE CANCELLED
BRITISH SOURCES

1	Unit, Signalling, VF #3 (these are 58 of the 72 previously authorized on AFHQ/9, Supplement No.8)	ea	58

Declassified E.O. 12356 Section 3.3/NND No. 786015

1	Equipment, Amplifying, No. 34 12/12	bay	12
2	Repeaters, TP-7	ea	400
3	Repeaters, telephone, 2 circuit	ea	50
4	500/20 Signalling Units TP-8	ea	150
5	Equipment, Signalling No. 8 11/11	bay	8
6	Transformers, Type CR-20 (14/90 Volts)	ea	11
7	Generator Sets, 15 KVA 230 Volt SP	ea	2
8	Batteries, Storage 130 Volt, 85-125 AH	ea	7
9	Plants Rectifier Battery Charging 80V/10A	ea	14
10	Repeaters, CT 1 plus 4, No. 2 (4 Wire)	ea	7
11	Coil, Repeating, C-161	ea	440
12	Tablets Trunk Test, 24 circuit	ea	300
13	Telephone, magneto, EE-8A (or equivalent)	ea	64
14	Switches Tumbler	ea	192
15	Bulb Holders Screw Cap	ea	192
16	Lamps, 150 Volt, 60 Watt	ea	192
17	Lamps, 230 Volt, 60 Watt	ea	192
18	Power, Plugs and Sockets, 3 pr.	ea	96
19	Switch Fuses, 10 amp	ea	96
20	Cable Electric, VIR twin 3/029	yd	3200
21	Cable Electric, PBJ single 3/029	yd	3200
22	Cable Electric, VIR single 3/029	yd	1600
23	Cable Electric, VIR single 7/064	yd	1400
24	Cable Electric, PBJ single 19/083	yd	2500

NOTES AND INSTRUCTIONS.

Item 1. Post Office Emergency Repeater Equipment, each bay comprising 12 units amplifying, which can be used either as intermediate or terminal repeaters. Promised by U.K.

Item 5. British Post Office Emergency VF Ringer Bay, each bay accommodating 22 VF Ringing Converters. Two 500/20 C/S panels and two 20 C/S Ringing Dynamoters are provided per bay.

Item 6. British Local Purchase have ordered from P.T.M.E. 3 already supplied.

Item 9. 12 are held by the No. 1 U.G. Cable Company.

Item 11. 400 have already been issued to CSO, AAI and are available.

Item 12. 60 have already been provided to the No. 1 U.G. Cable Company.

Item 14. to 24. Are engineer items and arrangements will be made 2496 ter to Signal Project Stocks.

PREVIOUS AUTHORIZATIONS TO BE CANCELLED
BRITISH SOURCES

1	Unit, Signalling, VF #3 (these are 58 of the 72 previously authorized on AFHQ/9, Supplement No.8)	ea	58

SECRET

Declassified E.O. 12356 Section 3.3/NND No. 785015

Appendix "D"
Project AFHQ/9
Supplement No. 13
18 January 1945

DETAILED DESCRIPTION OF 91 V-1 REPLACERS LISTED ON APPENDIX "B", Item 1.

WESTERN ELECTRIC ORDER #92479-K-105

BOX #	SIZE	WEIGHT	DESCRIPTION
505	13.8	288	Tools, Gauges, etc.
477	4.6	218	Cable Rack
479	4.6	191	Cable Rack
478	4.6	155	Cable Rack
526	6.5	134	600' Swbd Cable
509	13.8	360	Misc. Hardware; Nuts, Bolts, Etc.
516	1.0	135	30 F-69107 Hanger Rods
490	3.4	56	Items #'s 1, 3, and 4; Swbd Cable.
519	21.3	421	Steel Brackets
9 Boxes	103.2	1958	

WESTERN ELECTRIC ORDER #92479-K-133

BOX #	SIZE	WEIGHT	DESCRIPTION
460	7.0	128	SK-64L Cable Term.
462	7.0	128	SK-64L Cable Term.
463	7.0	128	SK-64L Cable Term.
484	7.0	128	SK-64L Cable Term.
525	(See Spec 173)		Steel Bracket
508	4.3	135	Potentiometers, Drawings and "CD" Sheets, Single Wire, & Eveready Batteries.
502	1.9	28	Washers, Vac. Tubes, Connectors, and one Misc. B.S.P. Sects.
523	26.3	332	1 1A Test Bays Eqpt per Spec. 1 Local Cable.
518	28.9	310	2 ED-903 70-73-C4 R.R. Frame Work Bays.
512	1.3	28	4 Dat 5 Fanning Strips
9 Boxes	90.7	1365	

WESTERN ELECTRIC ORDER #92479-K-170

BOX #	SIZE	WEIGHT	DESCRIPTION
498	4.3	54	A.C. Alarm Panel, 22V. Copper Oxide Rect.
510	13.6	385	Vacuum Tubes, Resistors, Nuts, Screws, Etc.
514	1.4	22	One Local Cable F-625844
517	21.3	180	1 ED-90570-7303 RR Frame Work
529	1.42	43	Resistance
495, 496 & 499	3.4, 3.4, & 6.8	18, 18, 62	Vacuum Tubes
6 Boxes	55.02	682	

2195

WESTERN ELECTRIC ORDER #92479-K-186

DESCRIPTION

Declassified E.O. 12356 Section 3.3/NND No. 785015

479	4.6	155	Cable Rack
478	4.6	194	600' Swbd Cable
526	6.5	960	Misc. Hardware; Nuts, Bolts, Etc.
509	13.6	435	30 F-69107 Hanger Rods
516	1.0	56	Items #'s 1, 3, and 4; Swbd Cable.
490	3.4	421	Steel Brackets
519	21.3	1479	
9 Boxes	103.7		

WESTERN ELECTRIC ORDER #92479-K-133

BOX #	SIZE	WEIGHT	DESCRIPTION
480	7.0	128	SK-64L Cable Term.
482	7.0	128	SK-64L Cable Term.
483	7.0	128	SK-64L Cable Term.
484	7.0	128	SK-64L Cable Term.
525	(See Spec 170)		Steel Bracket
503	4.3	135	Potentiometers, Drawings and "CD" Sheets, Single Wire, & Eveready Batteries.
502	1.9	28	Washers, Vac. Tubes, Connectors, and one Misc. B.S.P. Sects.
523	26.3	332	1 1A Test Bays Eqpt per Spec. 1 Local Cable.
518	28.9	310	2 ED-903 70-73-04 R.R. Frame Work Bays.
512	1.3	28	4 Dat 5 Fanning Strips
9 Boxes	90.7	1365	

WESTERN ELECTRIC ORDER #92479-K-170

BOX #	SIZE	WEIGHT	DESCRIPTION
495	4.3	54	A.C. Alarm Panel, 22V. Copper Oxide Rect.
510	13.8	285	Vacuum Tubes, Resistors, Nuts, Screws, Etc.
514	1.4	22	One Local Cable F-62384
517	21.3	190	1 ED-90370-7303 RR Frame Work [illegible]
523	1.42	43	Resistance
495, 496 & 499	3.4, 3.4, & 6.8	10, 18, 62	Vacuum Tubes
8 Boxes	55.82	682	

WESTERN ELECTRIC ORDER #92479-K-186

BOX #	SIZE	WEIGHT	DESCRIPTION
520	27.1	472	V-1 Repeater Bays
515	28.4	468	V-1 Repeater Bays
522	28.4	452	V-1 Repeater Bays
521	28.4	468	V-1 Repeater Bays
524	28.4	472	V-1 Repeater Bays

SECRET

Declassified E.O. 12356 Section 3.3/NND No. 785015

WESTERN ELECTRIC ORDER #92479-K-186 (Cont'd)

BOX #	SIZE	WEIGHT	DESCRIPTION
		41	Kondu Fittings and Screws
494	1.9	42	1 KS-5040-2 List 116321 Safety Switch
488	3.3	300	Wire,Rubber Covered, Kondu Fittings,Screws,
504	13.6		Washers,Dry Batteries,Fuses,& Fuse Panels.
		27	Vacuum Tubes
487	3.4	120	2KS 5517 List 20 Term,Swbd Wire,Dist.Wire,
500	6.8		Vac.Tubes,Brackets,& Current Flow Test Set.
491	6.8	225	Vac.Tubes,Brackets,Screws, and one volt-Ohmeter.
		14	1 P-42529 Upright
511	.4	148	1 KS-5529 List W32 Safetofuse Cabinet
503	5.9	16	Guard Rail End
493	1.2	131	Conduit
476	3.6		
15 Boxes	186.5	3965	

WESTERN ELECTRIC ORDER #92479-K-192

BOX #	SIZE	WEIGHT	DESCRIPTION
497	4.3	54	2 Complete Sets of Drawings and Specs for Installers Use. 2 Sets of Job Specs and Appendices.
501	1.1	14	Drawings
525	(See Spec. 170)		Appendices (Installer's Use)
2 Boxes	5.4	68	

WESTERN ELECTRIC ORDER #92479-K-192

BOX #	SIZE	WEIGHT	DESCRIPTION
489	4.3	65	Res.,Retard Coils,Relays,Jacks, & Cords.
506	6.9	98	22 V.Copper Oxide Rectifier.130 V. Tube Rectifier. (Questionable - may be tubes)
485	1.2	13	2 2W234 Cords
507	6.9	65	1 File,Condensers,Relays,Screws, & Writing Shelf Assembly, 1 Test Set - 67B Test Rec.
492	6.8	117	Installers Equipment and Supplies, Tape Solder,Tools,Resistance,Portable Lamps, and A.C. Power Supply.
486	1.2	14	Cords
525	(See Spec. 170)		Flashlight Bulbs
513	1.2	13	Cotton Sleeving
525	(See Spec. 170)		Resistance
7 Boxes	28.5	405	
59 Boxes	470.92	7844	GRAND TOTAL ORDER #92479

2194

WESTERN ELECTRIC ORDER #92479-K-195

Declassified E.O. 12356 Section 3.3/NND No. 785015

500	6.8	120	2AS 5517 List 20 Term,Steel Wire,Resistors, Vac.Tubes,Brackets,& Current Flow Test Set.
491	6.8	225	Vac.Tubes,Brackets,Screws, and one volt-Ohmeter.
511	.4	14	1 P-429629 Upright
503	5.9	148	1 KS-5529 List #32 Safetofuse Cabinet
493	1.2	16	Guard Rail End
476	3.6	131	Conduit
15 Boxes	126.9	2244	

WESTERN ELECTRIC ORDER #92479-K-192

BOX #	SIZE	WEIGHT	DESCRIPTION
497	4.3	54	2 Complete Sets of Drawings and Specs for Installers Use. 2 Sets of Job Specs and Appendices.
501	1.1	14	Drawings
525	(See Spec. 170)		Appendices (Installer's Use)
2 Boxes	5.4	68	

WESTERN ELECTRIC ORDER #92479-K-193

BOX #	SIZE	WEIGHT	DESCRIPTION
489	4.3	65	Res.,Retard Coils,Relays,Jacks, & Cords.
506	6.9	98	22 V.Copper Oxide Rectifier.130 V. Tube Rectifier. (Questionable - may be tubes)
485	1.2	13	2 2A25A Cords
507	6.9	85	1 File,Condensers,Relays,Screws, & Writing Shelf Assembly, 1 Test Set - 67B Test Rec.
492	6.8	117	Installers Equipment and Supplies, Tape Solder,Tools,Resistances,Portable Lamps, and A.C. Power Supply.
486	1.2	14	Cords
525	(See Spec. 170)		Flashlight Bulbs
513	1.2	13	Cotton Sleeving
525	(See Spec. 170)		Resistances
7 Boxes	28.5	405	
59 Boxes	470.92	7544	GRAND TOTAL ORDER #92479

WESTERN ELECTRIC ORDER #92481 K-195

BOX #	SIZE	WEIGHT	DESCRIPTION
531	4.3	60	Cabling
573	4.6	220	2 P-401700 5" Cable Rack,2 P-401702 3" Cable Rack
574	4.6	220	Same as above
564	7.4	140	600' 504 CL Swbd Cable
551	8.8	394	Bolts,washers,nuts and Cable Rack supports, 5/8" Cable Racks Supports.

SECRET

2194

Declassified E.O. 12356 Section 3.3/NND No. 785015

WESTERN ELECTRIC ORDER #92481 K-105 (Cont'd)

BOX #	SIZE	WEIGHT	DESCRIPTION
554	13.8	215	Tools, Screws, Lamps, Clamps, etc.
575	4.6	260	2 P-401700 5" Cable Racks. 2 P-401700.
541 & 572	1.0 & 1.5	120 & 128	Superstructure
2 Boxes	5085	4753	

WESTERN ELECTRIC ORDER #92481 K-133

BOX #	SIZE	WEIGHT	DESCRIPTION
527	7.0	128	Sk 64 L Cable Term.
528	7.0	128	Sk 64 L Cable Term.
529	7.0	128	Sk 64 L Cable Term.
532	4.3	124	16 766T Eveready Battery
535	6.8	80	Twine, Tape, and Misc. Wire, Cords, Paint, etc.
536	7.0	128	Sk 64 L Cable Term.
549	6.8	173	Current flow test set, wiring shelf assem and Screws, Washers cable Hrs., etc.
558	26.3	312	1A test set, L local cable
560	26.3	312	2 1A Test Bays Eqtd. per spec Item #5.
583	2.1	48	4 Det Fanning strips Item #27.15
568	19.2	128	ED-90373-73 G-4 Relay Rack
569	19.2	128	ED-90373-73 G4 Relay Rack.
12 Boxes	139.0	1617	

WESTERN ELECTRIC ORDER #92481 K-170

BOX #	SIZE	WEIGHT	DESCRIPTION
553	13.9	499	Tube Rect., 1 Osc., Wire, Screws, res, etc.
556	14.3	125	ED-90370-73 Gp 3 R.R. Frame Work
539	4.3	60	Mounting plts. Key Shelves, and Sockets
543	4.3	61	J-8672401 List 1 22 Volt AC Power Supply
524	1.4	22	Local Cable T-635845 Item No. 2
567	16.3	126	ED-90370-73 G-3 R.R. Frame Work.
6 Boxes	54.4	893	

2193

WESTERN ELECTRIC ORDER #92481 K-186

BOX #	SIZE	WEIGHT	DESCRIPTION
557	28.4	468	H-227-331 List land 2,B & C V-4 Reptr. Bays and associated eqpt.
559	28.4	468	Same as Above, Item #1
561	28.4	468	" " " " #3
562	28.4	468	" " " " #4
563	28.4	468	" " " " #2
538	1.6	33	Safety Switch K5 50 40
540	6.6	125	Vac. Tube, Screws, Cord and misc. material.
552	13.8	330	Wire and Cable

Declassified E.O. 12356 Section 3.3/NND No. 785015

5 Boxes	50.4	425	

WESTERN ELECTRIC ORDER #92481 K-133

BOX #	SIZE	WEIGHT	DESCRIPTION
527	7.0	128	Sk 64 L Cable Term.
528	7.0	128	Sk 64 L Cable Term.
529	7.0	128	Sk 64 L Cable Term.
532	4.3	124	16 766T Eveready Battery
555	6.8	86	Twine, Tape, and Misc. Wire, Cords, Paint, etc.
530	7.0	128	Sk 64 L Cable Term.
549	6.8	173	Current flow test set, wiring shelf assem and Screws, Washers cable Brs., etc.
558	26.3	312	1A test set, L local cable
560	26.3	312	2 1A Test Bays Eqtd. per spec Item #5.
533	2.1	48	4 Dst Fanning strips Item #27.15
568	19.2	128	ED-90373-73 G-4 Relay Rack
569	19.2	128	ED-90373-73 G4 Relay Rack.
12 Boxes	139.0	1617	

WESTERN ELECTRIC ORDER #92481 K-170

BOX #	SIZE	WEIGHT	DESCRIPTION
553	13.9	499	Tube Rect., 1 Osc., Wire, Screws, res, etc.
536	14.3	125	ED-90370-73 Gp 3 R.R. Frame Work
539	4.3	60	Mounting plts. Key Shelves, and Sockets
543	4.3	61	J-8672401 List 1 22 Volt AC Power Supply
534	1.4	22	Local Cable T-635845 Item No. 2
567	16.3	126	ED-90370-73 G-3 R.R. Frame Work.
6 Boxes	54.4	893	

2193

WESTERN ELECTRIC ORDER #92481 K-186

BOX #	SIZE	WEIGHT	DESCRIPTION
557	28.4	468	H-227-351 List Load 2, B & C V-4 Rectr. Bays and associated eqpt.
559	28.4	468	Same as Above, Item #1
561	28.4	468	" " " " #3
562	28.4	468	" " " " #1
563	28.4	468	" " " " #2
538	1.6	33	Safety Switch K5 50 40
548	6.6	125	Vac. Tubes, Screws, Cond and misc. material.
552	13.8	330	Wire and Cable
546	.4	14	Upright
540	4.3	96	Vacuum Tube (300B)
503	6.3	177	Saftefuse Cabinet
13 Boxes	174.2	3455	

SECRET

Declassified E.O. 12356 Section 3.3/NND No. 785015

SECRET

WESTERN ELECTRIC ORDER #92481 K-192

BOX #	SIZE	WEIGHT	DESCRIPTION
544	4.3	54	2 Complete sets of drawings and specs for installer's Use. 2 Sets of job specifications and appen. For 92481-K101-139-170-186-194-199.
536	1.1	14	Bags.
550	1.13	19	Appendicies
571	.5	60	Set misc BSP, Washers, Screws, file.
4 Boxes	7.09	247	

WESTERN ELECTRIC ORDER #92481 K-192

BOX #	SIZE	WEIGHT	DESCRIPTION
535	1.2	16	Can of Cement # 4039
547	6.6	95	4 Ke-812--0-2000 ohmm pot., power supply mat. v-925 Relay, 2 various sp[illegible] installer's use 2 11A B res. 560 ohms (7.00)(1.05)
550	(See Spec. 192)		
546	3.4	38	Solder, Variators, washers, etc.
545	4.2	47	Set misc. B.S.P., Screws, washers, & tels.
556	13.6	321	Tools, Misc. Supplies.
537	1.2	15	2W26A Cords.
559	(See Spec 192)		Fended units
560	" " "		Test Lamp & Cord
565 & 570	.8 & .8	12 & 24	Mahogany Strips
6 Boxes	32.5	568	
GRAND TOTAL 13 Boxes	40.14	689	

WESTERN ELECTRIC ORDER #92482 K-195

BOX #	SIZE	WEIGHT	DESCRIPTION
620	13.0	315	Nuts, Bolts, Washers, Screws, [illegible]
614 & 623	13.3 & 13.5	210 & 228	Swbd Cable and Ca Screws.
561	4.6	165	Cable Racks
520	4.5	220	Cable Racks
610	(See Spec K-173)		Relays, Tools, Fuses, Screws, lamps & Transmitters.
587	3.4	25	Screws, Washers, Tools, Test Rec. & JK Plugs.
7 Boxes	54.3	1354	

2192

WESTERN ELECTRIC ORDER #92482 K-192

BOX #	SIZE	WEIGHT	DESCRIPTION
605	26.2	324	1a Test Bay
622	1.3	28	4 Mounting Rings.
606	19.2	196	2 C-2 Relay Rack
625	6.8	70	2 C-2 Patt Cabinet Assembly
			1 ST-1 1 Cable Term.

Declassified E.O. 12356 Section 3.3/NND No. 785015

			186-194-195.
536	1.1	14	Dwgs.
550	1.18	19	Appendicies
571	.5	60	Set mixe BSP, Washers, Screws, file.
4 Boxes	7.98	193	

WESTERN ELECTRIC ORDER #92851 K-192

BOX #	SIZE	WEIGHT	DESCRIPTION
535	1.2	16	Can of Cement # 1099
547	6.8	95	4 Ks-8120-0-2000 ohms pot. power supply mat.
550	(See Spec. 192)		v-925 Relay, 2 various sup.m.for rectifier's use 2 11 D res.,560 ohms (7.84)(8.02)
545	3.4	38	Solder,Veristors,washers, etc.
545	4.3	47	Set mixe. B.S.P., Screws,washers,& misc.
556	13.6	331	Tools,misc. Supplies.
557	1.2	15	2W26A Cords.
550	(See Spec 192)		Banded units
550	" " "		Test Lamp & Cord
565 & 570	.8 & .8	12 & 24	Mahogany Strips
8 Boxes	34.3	588	
GRAND TOTAL 20 Boxes	45' 5#	809'	

WESTERN ELECTRIC ORDER #92852 K-105

BOX #	SIZE	WEIGHT	DESCRIPTION
620	13.3	315	Nuts, Bolts, Washers, Screws
611 & 613	13.8 & 13.8	210& 225	Swbd Cable and Ca Screws, Misc.
561	4.6	165	Cable Racks
630	4.3	221	Cable Racks
611	(See Spec K-173)		Relays,Tools, Fuses, Screws,Lamps & Transmitters.
597	3.4	26	Screws Washers,Tools,Test Rec.& JK Plugs.
7 Boxes	54.3	1454	

WESTERN ELECTRIC ORDER #92852 K-102

BOX #	SIZE	WEIGHT	DESCRIPTION
605	26.2	324	16 Unit Bay
622	1.3	38	4 Fanning Rings.
608	19.2	128	2 G-4 Relay Rack
585	6.8	70	2 G-2 Batt Cabinet Assembly
576	7.0	128	1 SK64 L Cable Term.
577	7.0	128	1 SK64 L Cable Term.
578	7.0	128	1 SK64 L Cable Term.
579	7.0	126	1 SK64 L Cable Term.
627	26.2	324	1 Jr. Test Bay
600	4.3	124	Everready Batteries,Swbd.Cables,Dwgs.for Spec 105,133,186,170,192,193.
599	6.8	105	1 Milliammeter, Cubex,complete set of Dwgs and spec and BSP's.

SECRET

92 92

Declassified E.O. 12356 Section 3.3/NND No. 786015

WESTERN ELECTRIC ORDER #92462 K-139 (Cont'd)

BOX #	SIZE	WEIGHT	DESCRIPTION
558	6.8	120	1 D-16,256 Test Set, & Brackets.
604	13.8	67½	Vac Tub, Testing Eqp't, & Spares.
614	0.6	15	SPARE (Steel 2)
616	18.0	166	Mobile Maenestone Bridge
592	1.9	26	SPARE
16 Boxes	453.7	1907	

WESTERN ELECTRIC ORDER #92462 K-170

BOX #	SIZE	WEIGHT	DESCRIPTION
601	6.3	150	Copper Oxide Rectifier, Fire Detection Wire Resistance, Misc. Wire, Screws, Fuse trons.
583 & 604	13.8 & 13.8	160 & 150	130 V. Tube Rectifier & AC Alarm Panel.
612	1.4	22	Cable
607	6.8	83	130F, Rectifier, 2 sets of spares for installers use.
609	3.4	90	Vacuum Tubes
619	4.2	96	Vacuum Tube (300B), Resistance & vacuum tube (300B) & vacuum Tube (300B).
7 Boxes	52.0	691	

WESTERN ELECTRIC ORDER #92462 K-185

BOX #	SIZE	WEIGHT	DESCRIPTION
628	28.4	412	V1 Repeater Bay
625	28.4	463	V1 Repeater Bay
629	28.4	477	V1 Repeater Bay.
626	28.4	463	V1 Repeater Bay
621	6.9	250	Flex Steel Cable & Rubber covered Wire
588	.4	14	1 P-L-29525 Upright.
587	3.2	200	20'-1" KS-5351 Conduit
586	3.2	206	100' KS-5351 Conduit
596	.2	32	4-1" Conduit Elbows & 7 1" Conduit Elbows
624	28.4	458	A-227-331 Line [illegible] Equipment Bays
635	5.8	344	1 KS-5539 Softafuse Cabinet.
11 Boxes	162.1	3240	

WESTERN ELECTRIC ORDER #92462 K-192

BOX #	SIZE	WEIGHT	DESCRIPTION
590	1.2	12	Drgs and Appendicies
592	1.8	41	Switchboard Wire
594	1.1	14	Drgs (Replacing)
593	0.3	3	Appendicies (Installers use)
4 Boxes	4.4	70	

2191

Declassified E.O. 12356 Section 3.3/NND No. 785015

10 Boxes.	103.7	1545

WESTERN ELECTRIC ORDER #92462 K-170

BOX #	SIZE	WEIGHT	DESCRIPTION
601	8.0	150	Copper Oxide Rectifier,Fire Detection Wire Resistances,Misc. Wire,Screws,Fuses,Fuse Posts.
583 & 606	13.8 & 13.8	150 & 150	130 V.Tube Rectifier & AD Alarm Relay.
612	1.4	23	Cable
607	6.6	81	130V.Rectifier,2 sets of spare for installers use.
608	3.4	30	Vacuum Tubes
609	4.3	36	Vacuum Tube (5006),Resistance & vacuum tube (3005) 3 vacuum Tube (3006).
7 Boxes	51.3	451	

WESTERN ELECTRIC ORDER #92432 K-185

BOX #	SIZE	WEIGHT	DESCRIPTION
628	28.1	412	V1 Repeater Bay
625	28.4	463	V1 Repeater Bay
623	28.4	477	V1 Repeater Bay
626	28.4	468	V1 Repeater Bay
621	6.9	263	#14 Steel Cable & Rubber covered wire.
586	.4	14	1 E-422629 Upright.
608	2.5	200	20-1" ZS-5351 Conduit
587	3.5	286	100' ZS-5351 Conduit
566	2.2	32	4-1" Conduit Elbows (7 1" Conduit Elbows
624	28.4	458	H-227-331 Lamp 1,2,R,C [illegible] Bay.
635	5.8	244	1 ZS-5529 Soft-Drink Cabinet.
11 Boxes	162.1	2940	

WESTERN ELECTRIC ORDER #92482 K-192

BOX #	SIZE	WEIGHT	DESCRIPTION
589	1.2	12	Dyes and Appendicies
592	1.8	41	Switchboard Wire
594	1.1	14	Drgs (Replacing)
631	0.3	3	Appendicies (installers use)
4 Boxes	4.4	70	

WESTERN ELECTRIC ORDER #92406 K-192

BOX #	SIZE	WEIGHT	DESCRIPTION
627	19.6	340	Tubes,Solder,Strap wire,Relay, Keys, Misc. small tools,Res, Varistors, Volumes
602	6.6	130	Tools, wire,Relay,Fuse Blocks,Res.'s, Condensers.
595	2.2	16	Cement,canned Dupont Thermoplastic #4639.
610	3.4	80	Relays,Tools,Fuses,Screws, and Lamps.

SECRET

2191

Declassified E.O. 12356 Section 3.3/NND No. 785015

WESTERN ELECTRIC ORDER #92402 K-193(Cont'd)

BOX #	SIZE	WEIGHT	DESCRIPTION
425	12x3	85	One 1A Operators Chair.
184	2x9	100	Rem.spares,cords,rad tubes,misc.equip. panel blocks.
350	1x2	14	2 KS. Van. Trans. & 125 Cords.
393	1x9	26	Bound units, pads, forms.
393	6x6	75	1 J-65207E-2 Regulated Tube Unit 130V.
312	2x2	2	2 Rubt Lacquer.
382	125	2	Spare Ops Chair
17 Boxes	46x35	725	
(HEAD) Total 21 Boxes 8[illegible]x3x		743	

WESTERN ELECTRIC ORDER #92402 K-195

BOX #	SIZE	WEIGHT	DESCRIPTION
179	1x5	121	Cable 50A CL, Swbd
456	3x4	56	Swbd Cable
455	6x8	382	Bolts,Screws,Ras. Misc. Items
446	3x4	95	Clamps, bolts and washers.
4 Boxes	20.1	656	

WESTERN ELECTRIC ORDER #92403 K-193

BOX #	SIZE	WEIGHT	DESCRIPTION
463	6x8	97	2B3118 a-90-1,A600-1500 Cap.
439	4x3	124	Drge 450 Ft Wire 500,000 pcs.
427	1x3	24	Dec. 5 tanning strip (1662978)
430	28x2	324	1A Test Bay
466	7x9	126	SK 64L Cable Term.
467	7x9	126	SK 64L Cable Term.
468	7x9	126	SK 64L Cable Term.
469	7x9	126	SK 64L Cable Term.
426	28x2	324	1A Test Panel
435	29x2	126	ED 90970-73-GA R.R.
438	29x2	126	ED 90970-73-GA RR
464	8x9	46	Cable Term.
12 Boxes	8[illegible]x5	1[illegible]4	

WESTERN ELECTRIC ORDER #92404 K-170

BOX #	SIZE	WEIGHT	DESCRIPTION
449	4x0	80	310-A-Vac Tubes, cats & Guards.
249	4x3	75	Rec Tube, Cable Clamps, Cable,
[illegible]	12x6	157	Rect. cable, Tec. pan. 32 V AU

2190

Declassified E.O. 12356 Section 3.3/NND No. 785015

[illegible]	[illegible]	[illegible]	[illegible]
468	1.0	2	Relay 4 pole, 24 VDC, Potter.
469	6.0	70	1 [illegible] Regulator Tube (5651)
512	0.25		2 Fuse Lockers.
582	3.5	2	Operators Chair
37 Boxes	85.75	732	

HEADS
Total 50 Boxes 253.0 743

WESTERN ELECTRIC ORDER #92833 K-105

BOX #	SIZE	WEIGHT	DESCRIPTION
474	1.5	121	Cable 50% CL, Swbd
476	3.4	55	Swbd Cable
465	5.8	362	Bolts, Screws, Nos. Misc. Items
466	3.4	95	Clamps, bolts and washers.
4 Boxes	20.1	663	

WESTERN ELECTRIC ORDER #92811 K-145

BOX #	SIZE	WEIGHT	DESCRIPTION
463	6.8	97	J83118 A-90-1-A600-1500 Osc.
470	4.3	124	Duex 459 1% Wire 500.000 ym.
472	1.9	24	Dwg. 5 Tuning Strip (1C359-8)
473	26.2	324	14 Test Brg
464	7.0	128	MX 6jL Cable Term.
467	7.0	128	MX 6jL Cable Term.
468	7.0	128	MX 6jL Cable Term.
469	7.0	128	MX 6jL Cable Term.
471	26.2	324	14 Test Panel
475	19.2	128	ED 90370-72-01 R.H.
477	19.2	128	ED 90370-72-02 RH
461	4.9	80	Cable Rack.
12 Boxes	125.5	1701	

WESTERN ELECTRIC ORDER #92834 K-170

BOX #	SIZE	WEIGHT	DESCRIPTION
460	4.0	80	310-A-Vac Tubes, mats & Screws.
M19	1.3	75	Rec 14.0", Multi Champs, Turns.
460	13.9	157	Rack open, Rec. pan. 22 V AC
474	1.4	22	Cable bond providing 1ohm (T62P047)
457	16.2	126	ED. 90370-72 A-3 Rel.
465	8.9	72	Mtg plate, Hgts, cold cond, nuts.
467	2.9	247	Mtg plate e/r key mtg, capacitor, relays, covers, rod & cord.
7 Boxes	46.2	748	

2100

SECRET

Declassified E.O. 12356 Section 3.3/NND No. 785015

WESTERN ELECTRIC ORDER #92483 K-186

BOX #	SIZE	WEIGHT	DESCRIPTION
462	6.9	178	Gnd Clamps, Wire, Conds, etc.
455	6.8	254	Wire & Cable
442	1.8	33	KS 5040-02, L1116321 Safety Switch
426	28.4	458	H 227-331-11-24, B & C " " " "
427	28.4	405	" " " " " "
429	28.4	472	" " " " " "
431	28.4	458	" " " " " "
432	25.4	462	P423629 Upright
470	3.5	13	ED 50507-70,C-1 Cabling Shelf
455	4.3	48	KS 5529 Safefuse Cab.
464	5.8	114	Vac. Tubes (274-)
440	1.2	23	Dry Batteries (Bright Star)
434	1.9	32	Vacuum Tubes (300 B)
439	1.2	15	Conduit
475 & 458	3.6 & 3.6	131 & 190	
16 Boxes	113.6	3302	

WESTERN ELECTRIC ORDER #92481 K-192

BOX #	SIZE	WEIGHT	DESCRIPTION
457	6.8	94	2 Sets of Job Specs. App. A Dwgs. Dwgs
442	1.1	14	
2 Boxes	7.9	108	

WESTERN ELECTRIC ORDER #92483 K-192

BOX #	SIZE	WEIGHT	DESCRIPTION
451	3.4	43	Cords
443	1.2	16	Can Cement & Thermo-plastic sumbers
457	13.8	150	Tools, tape, canvas, etc
473	9.3	66	Paint, 3067, Volt amp. meter, rec. & fuse.
435	4.3	66	Set S.S.F., 2 523 Receivers, 2 396
452	4.3	57	Covds, sleeving, vacuum tubes, etc.
450	4.3	82	Lacquer, carbon tet., vacuum tubes.
464	1.6	22	Brkts (Steel) elec Gauge (745)
453	2.4	27	Vacuum tubes (300 B)
441	1.2	14	3 RCA Vac tubes, # 2089
10 Boxes	45.8	524	

TOTAL

51 Boxes 436.1 7075

Boxes Included in Orders.

92479	92481	92482	92483
470-480	527-575	576-628	426-475
482-526			481

Declassified E.O. 12356 Section 3.3/NND No. 785015

431	28.4	462	" "
432	28.4	13	P423629 Upright
470	0.9	48	SD 90507-70 C-2 Writing Shelf
455	4.3	114	KS 5529 Saf-o-fuse Cab.
462	5.8	23	Vac. Tubes (274)
440	1.2	32	Dry Batteries (Brigat Stor)
434	1.9	15	Vacuum Tubes (300 B)
439	1.2	131 & 190	Conduit
470 & 481	3.6 & 3.6	3305	
16 Boxes	79.6		

WESTERN ELECTRIC ORDER #92481 K-192

BOX #	SIZE	WEIGHT	DESCRIPTION
457	6.8	94	2 Sets of Job Specs. App. & Dwgs- Dwgs
442	1.1	14	
2 Boxes	7.9	108	

WESTERN ELECTRIC ORDER #92481 K-193

BOX #	SIZE	WEIGHT	DESCRIPTION
451	3.4	43	Cords
443	1.2	16	Can Cement & Thermo-plastic numbers
459	13.8	150	Tools, tape, canvas, etc
473	9.3	66	Paint, 3067, Volt amp. meter, Fus. & Fuse.
435	4.3	66	Set U.S.E., 2 545 Receivers, # 300
452	4.3	57	Cords, sleeving, vacuum tubes, etc.
450	4.3	82	Lacquer, carbon tet., vacuum tubes.
466	1.6	28	Brkts (Steel) also gauge (740)
463	3.4	27	Vacuum tubes (300 B)
441	1.2	14	3 RCA Tac tubes, 4 [illegible]
11 Boxes	55.8	549	

2189

TOTAL

53 Boxes 436.1 7075

Boxes Included in Orders.

92479	92481	92482	92483
476-480	527-575	576-628	426-475
432-526			481.

SECRET

Declassified E.O. 12356 Section 3.3/NND No. 785015

0492

Declassified E.O. 12356 Section 3.3/NND No. 785015

ROME AREA ALLIED COMMAND
ORDNANCE (BRITISH)

1082

Ref : OS/~~1000~~/920/1
Tel : Rome 66606
Date : 3 Apr.'45.

Subject:- Ord.Stores.

To :- Director
Communication Sub Commission,
H.Q. A.C.

Reference your T.36 CS dated 29 Mar.'45.

1. It is regretted that Solder cannot be supplied from A.D.O.S. Dump but the Base Depot is being requested to hasten issue against indent quoted.

2188

Lt. Col.
A.D.O.S.

0493

Declassified E.O. 12356 Section 3.3/NND No. 785015

101

HEADQUARTERS ALLIED COMMISSION
APO 394
Communications Sub-Commission HTWM/epc

T.36. 101.CS 10th April, 1945

SUBJECT: Positions for N.Italy

TO: Under-Secretary of State for P.T.

1. With reference to your 978627/510-4 of 28th March, 1945, the actual requirements are:

119 transformers No. AXM 912241

The code number you quote - 9037A - was quoted by Mr.Biffis originally to C.S.O., L.of C., but the correct number is that now given.

2. These transformers can be taken by F.A.C.E. for military switchboards.

3. Owing to the shortage of coil and winding material it will not be possible to arrange for the early replacement of the transformers, but the matter will be kept in mind for further discussion with C.S.O., L.of C.

J.L.HENDERSON
Colonel,
Director.

2187

0496

Declassified E.O. 12356 Section 3.3/NND No. 785015

100

Subject:- Military Positions for North Italy.

413.4/3

From:- CSO L of C Italy (Main).

To :- Director, Communications Sub-Commission, A.C.

see 91

1. Reference your T.36.89.CS of 30 March, 1945.

2. It is confirmed that the transformers referred to in the attachment to your letter are those which have been the subject of recent discussion; there are, however, three points which need to be cleared. The request as received verbally from Mr. Biffis of FACE was for 119 transformers and it is understood that this number is being recovered. There are 160 coin box relay sets at Viminale and the required transformers are being recovered from 119 of these. The type number 9037 is as quoted originally by Mr. Biffis and this number has been used in earlier correspondence; however, as a result of a recent visit to site it was found that the code number is actually AXM 9122-1.

3. Regarding the replacing of these transformers, I gathered that there was no urgency for this and in view of the comparative shortage of core and winding material it is suggested that the matter be left in abeyance until the general re-opening of coin box facilities in Rome is decided upon.

F.J.D. Taylor
Brigadier,
CSO L of C Italy.

2186

2 April 1945.
FJDT/ECV.

Director
D/Director
Chief
Chief Postal
H Q Coms O.
Asst Chief Postal
Censorship
Chief Clerk

Copy to: CSO, L of C Italy (Advanced).
(ref my 413.4/3 of 27 March, 1945).

Raise with me in 2 months

9/4 Lds

CROSS REFS
FILE T.36
B/Fwd.
Date 6 APR 1945

0497

Declassified E.O. 12356 Section 3.3/NND No. 785015

99

HEADQUARTERS ALLIED COMMISSION
APO 394
Communications Sub-Commission

HTWM/epc

T.36. .CS

6th April, 1945

SUBJECT: Restoration of Exchanges

TO: Regional Commissioner, Lombardia Region
Att: Lt.Col.Cumming
Regional Commissioner, Umbria-Marche Region
Att: Major S.H.Hills Piemonte Region att:
Regional Commissioner,/Capt. Collyer

1. A schedule is attached summarising some of the information available regarding exchanges in N.Italy, and the emergency repair of such exchanges.

2. Efforts should of course be made in all cases to make use of plant on the spot if such is available, rather than call for emergency plant.

Incl: One schedule

J.L.HENDERSON
Colonel,
Director.

Copy to: C.S.O., L.of C., Main - with schedule
C.S.O., No.2 District - " "

2185

File TS 36

see 23 part IV

0498

Declassified E.O. 12356 Section 3.3/NND No. 785015

AUTOMATIC EXCHANGES

TOWN	POPULATION	TYPE OF EXCHANGE	No. of LINES	No. of Int-urb. posns. COY'S	STATE	EMERGENCY STAGE 1.	RESTORATION STAGE 2.
AREZZO		Siemens H	550	2	Nil	30 lines board	100 auto-lines
ALESSANDRIA	83.000	Ericsson	2.000	12	"	50 " "	400 " "
ASTA	24.000	Autelco	600	4	"	50 " "	150 " "
[illegible]ENA		Siemens H	600	4	"	30 " "	150 " "
ASTI	49.000	Ericsson	1.000	6	"	50 " "	200 " "
BARIANO	86.000	Ericsson	4.000	22	"	50 " "	800 " "
BIELLA	29.000	Standard	2.600	10	"	50 " "	500 " "
BOLOGNA	285.000	Standard	12.200	62	mixed ----------	100 " "	3 posns CB - 3 3 " LD (Wi
BOLZANO	61.000	Standard	2.500	6	Nil	50 " "	500 auto-lines
BRESCIA	126.000	Ericsson	4.500	12	"	50 " "	800 " "
BUSTO	28.000	Standard	1.800	6	"	50 " "	400 " "
CHIAVARI	20.000	Siemens H	400	4	"	30 " "	300 " "
COMO	53.000	Standard	3.500	14	"	50 " "	500 " "
CORTINA		Autelco	800	4	"	30 " "	100 " "
CREMONA	64.000	Ericsson	1.500	9	"	50 " "	300 " "
FERRARA	118.000	Siemens H	3.000	6	"	50 " "	600 " "
FIDENZA		Autelco	900	6	"	50 " "	200 " "
GALLARATE		Standard	1.200	6	"	50 " "	300 " "
GENOVA	625.000	Siemens H	29.000	24	43	100 " "	2000 auto lines or 10 posns CB 6 Siemens Int.
IMPERIA	33.000	Siemens H	450	3	Nil	30 " "	200 auto lines
IVREA		Autelco	800	4	"	50 " "	200 " "
LECCO		Standard	1.500	6	"	50 " "	300 " "
LEGHANO	27.000	Standard	1.500	6	"	50 " "	300 " "
LODI	29.000	Siemens H	1.000	4	"	50 " "	200 " "
MANTOVA	40.000	Ericsson	1.500	9	"	50 " "	300 " "
MERANO	26.000	Standard	1.600	6	"	50 " "	300 " "
MILANO	1.100.000	Siemens H	125.500	50	120	100 lines special board	(16 posns CB. (8 " L.D.
MODENA	99.000	Standard	3.000	10	Nil	50 lines board	600 auto lines

0499

Declassified E.O. 12356 Section 3.3/NND No. 785015

AUTOMATIC EXCHANGES

ATION	TYPE OF EXCHANGE	No. of LINES	No. of Int-urb. posns. COT'S	STATE	STAGE 1.	STAGE 2.
	Siemens H	550	2	Nil	30 lines board	100 auto-lines - 1 int.urb. posns.
.000	Ericsson	2.000	12	"	50 " "	400 " " 4 " "
.000	Autelco	600	4	"	50 " "	150 " " 1 " "
	Siemens H	600	4	"	30 " "	150 " " 1 " "
.000	Ericsson	1.000	6	"	50 " "	200 " " 2 " "
.000	Ericsson	4.000	22	"	50 " "	800 " " 4 posns L.D.(FATE)
.000	Standard	2.600	10	"	50 " "	500 " " 4 Int.Urb.Posns
.000	Standard	12.200	62	mixed ----------	100 " "	3 posns CB - 3 posns int.urb.(TTF)
						3 " LD (With Astanda)
.000	Standard	2.500	6	Nil	50 " "	500 auto-lines - 2 int.urb. posns.
.000	Ericsson	4.500	12	"	50 " "	800 " " 6 " "
.000	Standard	1.000	6	"	50 " "	400 " " 2 " "
.000	Siemens H	400	4	"	30 " "	300 " " 1 " "
.000	Standard	3.500	14	"	50 " "	500 " " 2 " "
	Autelco	800	4	"	30 " "	100 " " 1 " "
.000	Ericsson	1.500	2	"	50 " "	300 " " 2 " "
.000	Siemens H	3.000	6	"	50 " "	600 " " 2 " "
	Autelco	900	6	"	50 " "	200 " " 2 " "
	Standard	1.200	6	"	50 " "	300 " " 2 " "
.000	Siemens H	29.000	24	43	100 " "	2000 auto lines from Rose or 10 posns CB (FATE)
						6 Siemens Int.Urb. posns (TETI)
.000	Siemens H	450	3	Nil	30 " "	200 auto lines - 1 inter.urb. posns.
	Autelco	800	4	"	50 " "	200 " " 1 " " "
	Standard	1.500	6	"	50 " "	300 " " 3 " " "
.000	Standard	1.500	6	"	50 " "	300 " " 2 " " "
.000	Siemens H	1.000	4	"	50 " "	200 " " 1 " " "
.000	Ericsson	1.500	2	"	50 " "	300 " " 2 " " "
.000	Standard	1.600	8	"	50 " "	300 " " 2 " " "
.000	Siemens H	125.500	50	120	100 lines special board	(16 posns CB. with 2240 lines (FATE)
						(3 " L.D. (Siemens) (TETI)
.000	Standard	3.000	10	Nil	50 lines board	600 auto lines - 4 int.urb. posns.

0500

Declassified E.O. 12356 Section 3.3/NND No. 785015

AUTOMATIC EXCHANGES

TOWN	POPULATION	TYPE OF EXCHANGE	No. of LINES	No. of Int-urb. posns. CCY'S	STATE	EMERGENCY STAGE 1.	RESTORATI STA
[illegible]A	57.000	Siemens H	2.500	8	Nil	50 lines board	500 auto l
NOVARA	63.000	Ericsson	1.500	8	"	50 " "	400 "
NOVI		Autelco	600	4	"	30 " "	200 "
PADOVA	158.000	Ericsson	5.000	24 mixed	----------	50 " "	1000 "
PARMA	82.000	Autelco	3.600	10	Nil	50 " "	800 "
PAVIA	52.000	Autofabag	2.000	6	"	50 " "	400 "
PIACENZA	70.000	Autelco	2.000	8	"	50 " "	500 "
RAPALLO		Siemens H	500	4	"	30 " "	200 "
REGGIO E.	104.000	Autelco	2.000	8	"	50 " "	500 "
ROVERETO		Standard	400	4	"	30 " "	100 "
SAN REMO	36.000	Siemens H	1.400	5	"	50 " "	300 "
SARONNO		Siemens H	600	2	"	50 " "	150 "
SAVONA	65.000	Siemens H	1.700	7	"	50 " "	300 "
SERGNO		Autelco	1.400	4	"	50 " "	300 "
SPEZIA	110.000	Siemens H	3.000	7	"	50 " "	400 "
STRESA		Siemens H	400	2	"	30 " "	100 "
* TORINO	631.000	Siemens H	45.300	39	27	100 lines special board	(10 posns (6 "
TRENTO	60.000	Standard	1.500	4	Nil	50 lines board	300 auto l
TREVIGLIO		Ericsson	500	4	"	50 " "	100 "
TREVISO	58.000	Ericsson	2.000	10	"	50 " "	400 "
TRIESTE	250.000	Siemens H	12.500	8	32	100 " "	(6 posns (2 "
Valle Mosso		Standard	400	2	Nil	30 " "	100 auto l
VARESE	45.000	Standard	2.600	8	"	50 " "	500 "
VENEZIA	267.000	Ericsson	10.500	40 mixed	----------	100 " "	(6 posns (6 "
VERBANIA		Siemens H	900	4	Nil	50 " "	200 auto l
VERCELLI	39.000	Ericsson	1.500	7	"	50 " "	300 "
VERONA	169.000	Ericsson	4.000	22 mixed	----------	50 " "	800 auto l

0591

Declassified E.O. 12356 Section 3.3/NND No. 785015

AUTOMATIC EXCHANGES

TYPE OF EXCHANGE	No. of LINES	No. of Int-urb. posns. CCY'S	STATE	EMERGENCY RESTORATION STAGE 1.	STAGE 2.
Siemens H	2.500	8	Nil	50 lines board	500 auto lines - 2 int.urb.posns.
Ericsson	1.500	8	"	50 " "	400 " " 2 " "
Autelco	600	4	"	30 " "	200 " " 1 " "
Ericsson	5.000	24 mixed	----------	50 " "	1000 " " 6 " "
Autelco	3.600	10	Nil	50 " "	800 " " 4 " "
Autofabag	2.000	6	"	50 " "	400 " " 2 " "
Autelco	2.000	8	"	50 " "	500 " " 4 " "
Siemens H	500	4	"	30 " "	200 " " 1 " "
Autelco	2.000	8	"	50 " "	500 " " 2 " "
Standard	400	4	"	30 " "	100 " " 1 " "
Siemens H	1.400	5	"	50 " "	300 " " 1 " "
Siemens H	600	2	"	50 " "	150 " " 1 " "
Siemens H	1.700	7	"	50 " "	300 " " 1 " "
Autelco	1.400	4	"	50 " "	300 " " 1 " "
Siemens H	3.000	7	"	50 " "	400 " " 2 " "
Siemens H	400	2	"	30 " "	100 " " 1 " "
Siemens H	45.300	39	27	100 lines special board	(10 posns C.B. with 1400 lines (FATME)
					(6 " L.D. (FATME)
Standard	1.500	4	Nil	50 lines board	300 auto lines - 2 int.urb.posns.
Ericsson	500	4	"	50 " "	100 " " 1 " "
Ericsson	2.000	10	"	50 " "	400 " " 2 " "
Siemens H	12.500	8	32	100 " "	(6 posns C.B. with 840 lines (FATME)
					(2 " L.D. (TATI Siemens)
Standard	400	2	Nil	30 " "	100 auto lines - 1 int.urb.posns.
Standard	2.600	8	"	50 " "	500 " " 2 " "
Ericsson	10.500	40 mixed	----------	100 " "	(6 posns C.B. with 840 lines (FATME)
					(6 " L.D. (FATME)
Siemens H	900	4	Nil	50 " "	200 auto lines - 1 int.urb.posns.
Ericsson	1.500	7	"	50 " "	300 " " 2 " "
Ericsson	4.000	22 mixed	----------	50 " "	800 auto lines 4 posns L.D.(FATME)

0502

Declassified E.O. 12356 Section 3.3/NND No. 785015

AUTOMATIC EXCHANGES

TOWN	POPULATION	TYPE OF EXCHANGE	No. of LINES	No. of Int-urb.posns. CCY'S	STATE	EMERGENCY RESTORATION STAGE 1.	STAGE
[illegible]EZA	73.000	Ericsson	3.000	12	Nil	50 lines board	600 auto lines
VAGAVATO	31.000	Autelco	1.400	6	"	50 " "	300 " "

NOTES : (1) Where Ccy and State inter urban positions are shown as mixed, this signifies that they are all togethe
(2) Where the population is not shown, the town has less than inhabitants.

0503

Declassified E.O. 12356 Section 3.3/NND No. 785015

AUTOMATIC EXCHANGES

TYPE OF EXCHANGE	No. of LINES	No. of Int-urb.posns. COY'S	No. of Int-urb.posns. STATE	EMERGENCY STAGE 1.	RESTORATION STAGE 2.
Ericsson	3.000	12	Nil	50 lines board	600 auto lines - 2 int.urb.posns.
Autelco	1.400	6	"	50 " "	300 " " 1 " "

y and State inter urban positions are shown as mixed, this signifies that they are all together in one common suite.
he population is not shown, the town has less than inhabitants.

0504

Declassified E.O. 12356 Section 3.3/NND No. 785015

MANUAL EXCHANGES

21 81

TOWN	POPULATION	TYPE OF EXCHANGE	No of LINES	No of Positions		EMERGENCY	
				COYS'	STATE	STAGE 1.	2
ALBA		Manual	500		Nil	50 lines board	100 lines board
ASTI	25000	"	500		"	30 " "	" "
BELLUNO	21000	"	600		"	50 " "	120 "
BRA		"	500		"	" " "	100 "
CANTU'		"	500		"	30 " "	100 "
CARPI	35000	"	400		"	50 " "	100 "
CASALE M.	34000	"	900		"	50 " "	150 "
CONEGLIANO		"	500		"	30 " "	100 "
CREMA		"	600		"	" " "	150 "
CUNEO	35000	"	1000		"	50 " "	200 "
DOMODOSSOLA		"	500		"	" " "	100 "
ERBA		"	600		"	30 " "	150 "
FAENZA		"	800		"	50 " "	200 "
FIDENZA	61000	"	2500		10	" " "	500 "
GORIZIA	50000	"	4000		Nil	" " "	200 "
IMOLA	43000	"	600		"	" " "	200 "
LUGO		"	800		"	50 " "	200 "
LECCO		"	420		"	30 " "	100 "
LODI		"	500		"	" " "	100 "
MONDOVI'		"	400		"	50 " "	
PINEROLO		"	700		"	" " "	
PORDENONE	24000	"	400		"	30 " "	100 "
ROVIGO	42000	"	800		"	50 " "	150 "
SALO		"	400		"	30 " "	100 "
SCHIO		"	500		"	50 " "	
SONDRIO		"	500		"	" " "	
TORTONA		"	600		"	" " "	150 "
UDINE	67000	"	2000		"	" " "	400 "
VICENZA	73000	"	2000		"	" " "	600 " (1)
VOGHERA		"	800		"	" " "	200 "

NOTES: (1) Vicenza may now be automatic.- See list of auto exchanges.

105051

Declassified E.O. 12356 Section 3.3/NND No. 785015

MANUAL EXCHANGES

27 81

TYPE OF EXCHANGE	No of LINES	No of Positions COYS'	No of Positions STATE	EMERGENCY STAGE 1.	RESTORATION STAGE 2.
Manual	500		Nil	50 lines board	100 lines man.
"	500		"	30 " "	" " "
"	600		"	50 " "	120 " " 1 int. urb. posns
"	500		"	30 " "	100 " "
"	500		"	50 " "	100 " "
"	400		"	50 " "	100 " " 1 int.urb posns
"	900		"	30 " "	150 " "
"	500		"	" "	100 " " 1 int. urb posns
"	600		"	50 " "	150 " " 1 " " "
"	1000		"	" "	200 " " "
"	500		"	30 " "	100 " " 1 " " "
"	600		"	50 " "	150 " " 1 " " "
"	800		10	" "	200 " " 2 " " "
"	2500		Nil	" "	500 " " 1 " " "
"	4000		"	" "	200 " " 1 " " "
"	600		"	50 " "	200 " " 1 " " "
"	800		"	30 " "	200 " " 1 " " "
"	420		"	" "	100 " " "
"	500		"	50 " "	100 " "
"	400		"	" "	100 " " 1 " " "
"	700		"	30 " "	150 " " 1 " " "
"	400		"	50 " "	100 " "
"	800		"	30 " "	
"	400		"	50 " "	
"	500		"	" "	150 " " 1 " " "
"	500		"	" "	400 " " 2 " " "
"	600		"	" "	600 " auto 2 " " "
"	2000		"	" "	200 " man. 1 " " "
"	2000		"	" "	
"	800		"	" "	

automatic.- See list of auto exchanges.

CONFIDENTIAL

File 33/1/23

Genoa Automatic Network

Note: The following are deductions from the 1941-42 telephone directory.

1. Numbering Scheme.

no.	Numbering Scheme	Exchange	Approx. Multiple	Approx. No of Lines.	Remarks.
1	21-28) 292)	Exchange in City	3600 5000	5500 3200	
2	31-35	"			
3	37.0-37.4	Nervi	500	400	
4	37.9	Sestri Ponente	100	52	Satellite on no.3?
5	39.0-39.4	Sturla	500	415	
6	40.0-40.4	Sestri Ponente	500	456	
7	408.0-408.4	Pegli	500	400	Satellite on No.6?
8	409.0-409.2	Voltri	300	170	Satellite on No.6?
9	41. -43	Exchange in City	2400	1700	
10	49.0-49.3	Bolzaneto	400	250	
11	495.0-495.1	Pont decimo	200	150	Satellite on No.10?
12	50.0	Struppa	100	64	
13	51.0-57.0 and rest of 50	Exchange in City	8500	5700	
14	580.0-584.5	"	4600	3450	
15	61. - 63	"	2800	1750	

2. Probable Net.

As in diagram attached.

3. Possible small exchanges.

Although it does not appear to be the case, it is possible that several of the small Exchanges on the outskirts may have very small rural exchanges working to them.

2180

H.T.W. MILLAR
Lt. Colonel.

Declassified E.O. 12356 Section 3.3/NND No. 785015

0507

Declassified E.O. 12356 Section 3.3/NND No. 785015

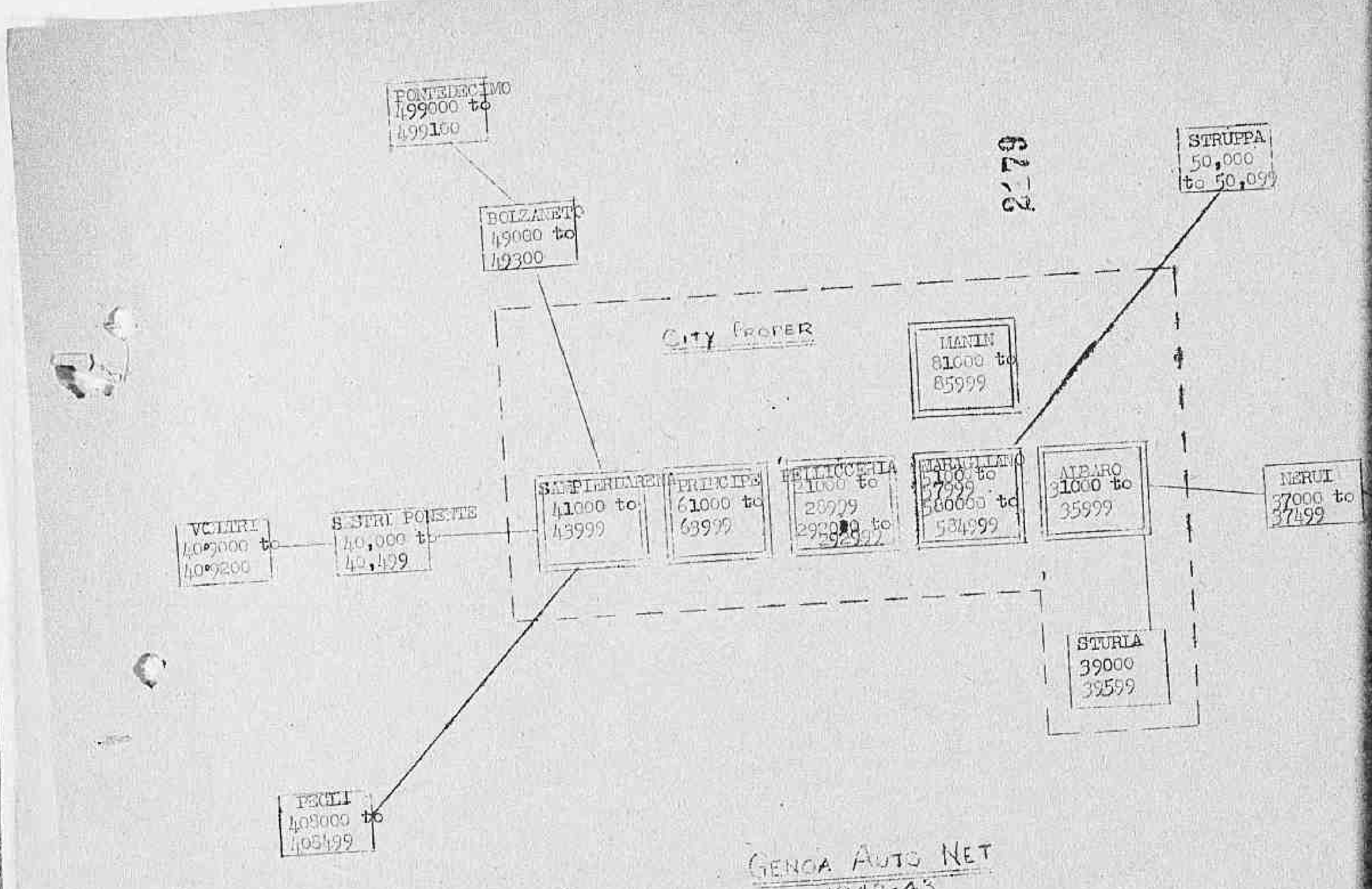

GENOA AUTO NET
1942-43
As deduced from directory

0508

Declassified E.O. 12356 Section 3.3/NND No. 785015

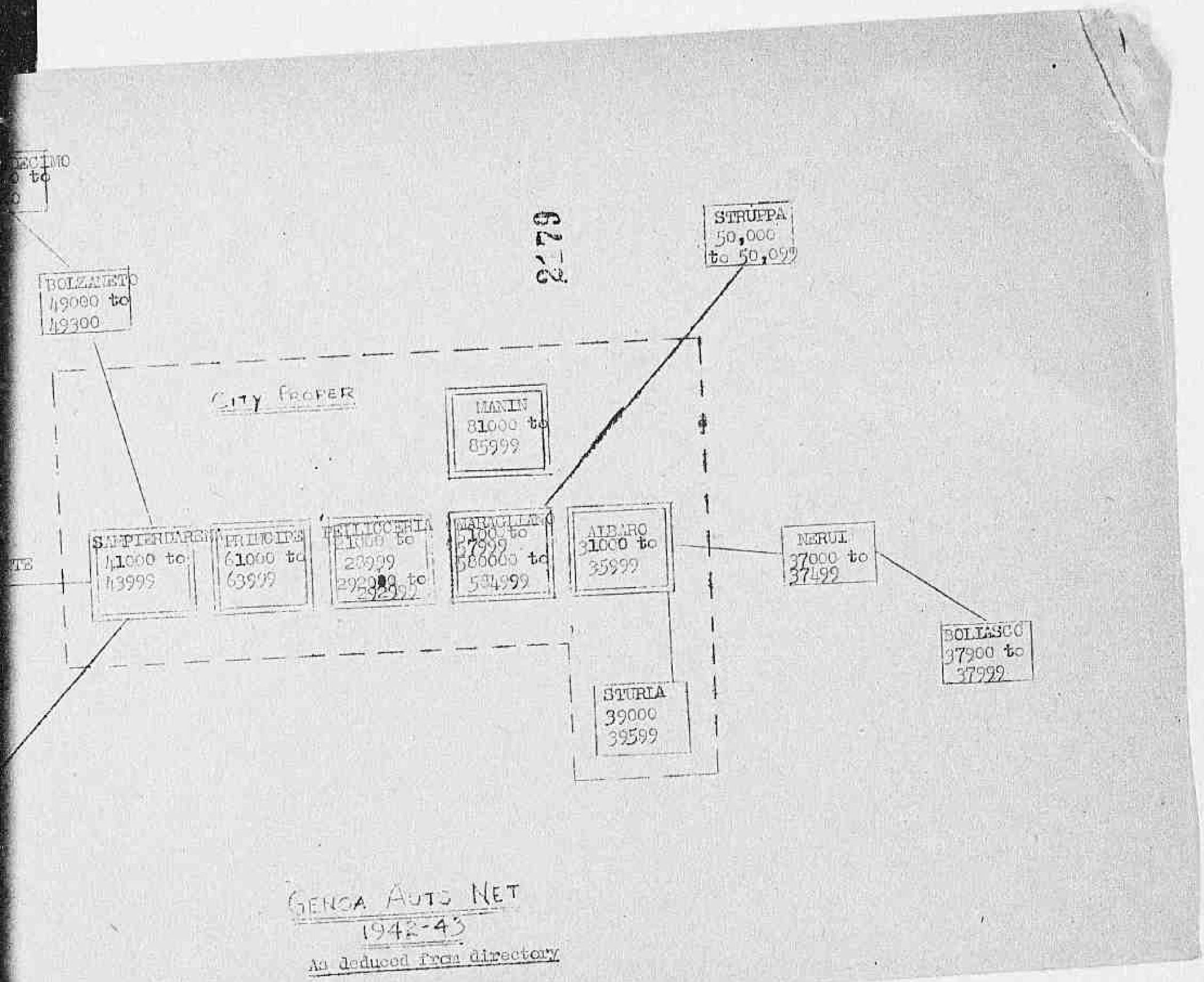

GENOA AUTO NET
1942-43
As deduced from directory

Torino Numbering Scheme 1942 Reduced from Direct

Item	Numbering Range	Location of Exchange	Multiple at least	Number of Subscribers
1.	20,000-21,798) 239,000-239,864)	Not known exactly but in north of city.	6000	3491
2.	28,001 - 28,053	Small exchange in San Mauro district.	100	38
3.	31,000 - 35,997) 329,071 - 329,975)	San Paolo exchange (City)	over 5000 19000	5300 15350
4.	40,000 - 54998) 56,000 - 59998)	Centro exchange (City)		
5.	60,000 - 64998) 629,351 - 629,350) 630,000 - 630,799)	S.Salvario exchange (City)	about 6000	4460
6.	65,000 - 67,798) 668,262 - 669,769)	Lingotto exchange (City)	3000 to 5000	1940
7.	70,000 - 76,691 739,118 - 739,964	Not known exactly but in N.E. of City	8000	5450
8.	79,000 - 79,147)	Small exchange Regina Margherita district.	200	160
9.	80,000 - 84,998	Vanchiglia exchange (City)	5000	4700
10.	89,001 - 89,010	Small exchange Maddalena or Grono district.	100	9
11.	89,100 - 89,117	Small exch. Pino district.	100	15
12.	89,200 - 89,215	Small exch. Pecetto or Revaglisco district.	100	7
13.	534,122 - 534,125	Seems to be a form of party line in Pino district.	-	3
14.	534,664 - 534,668	As above but in Borgaro	-	5
15.	534,792 - 534,796	As above but in Rivodora	-	4
16.	535,292 - 535,544	Seems to be three party lines in town.	-	12
17	550,000 - 550,018	Small exch. in Trofarello district.	100	16
18.	550,201 - 550,449	Small exch. in Moncalieri district.	30	265
19.	559,000 - 559,069	Small exch. in Venaria Reale district.	100	74

2178

Declassified E.O. 12356 Section 3.3/NND No. 785015

		Mauro District.	100	38
3.	31,000 - 33,997) 329,971 - 329,975)	San Paolo exchange (City)	over 5000	3800
4.	49,000 - 49998) 56,000 - 59998)	Centro exchange (City)	10000	1350
5.	60,000 - 64998) 629,351 - 629,355) 680,000 - 680,708)	S.Salvario exchange (City)	about 6000	4460
6.	65,000 - 67,798) 668,242 - 669,769)	Lingotto exchange (City)	3000 to 5000	1940
7.	70,000 - 76,691 739,118 - 739,964	Not known exactly but in N.E. of City	8000	5450
8.	72,000 - 79,147)	Small exchange Regina Margherita district.	200	160
9.	80,000 - 84,998	Vanchiglia exchange (City)	5000	4700
10.	89,001 - 89,210	Small exchange Maddalena or Duomo district.	100	9
11.	89,100 - 89,117	Small exch. Pino district.	100	15
12.	89,200 - 89,213	Small exch. Pecetto or Revigliasco district.	100	7
13.	534,122 - 534,125	Seems to be a form of party line in Pino district.	-	3
14.	534,664 - 534,668	As above but in Borgaro	-	5
15.	534,792 - 534,796	As above but in Rivoli	-	4
16.	535,292 - 535,54	Seems to be three party lines in town.	-	12
17	550,000 - 550,018	Small exch. in Trofarello district.	100	16
18.	550,201 - 550,249	Small exch. in Moncalieri district.	300	265
19.	559,000 - 559,089	Small exch. in Venaria Reale district.	100	74

2178

H.P.W. MILLAR
Lt.Colonel
Communications S/C

Declassified E.O. 12356 Section 3.3/NND No. 785015

0511

Declassified E.O. 12356 Section 3.3/NND No. 785015

A BE ONLY PARTY LINES

ENDENT EXCHANGES

N EXCHANGES.

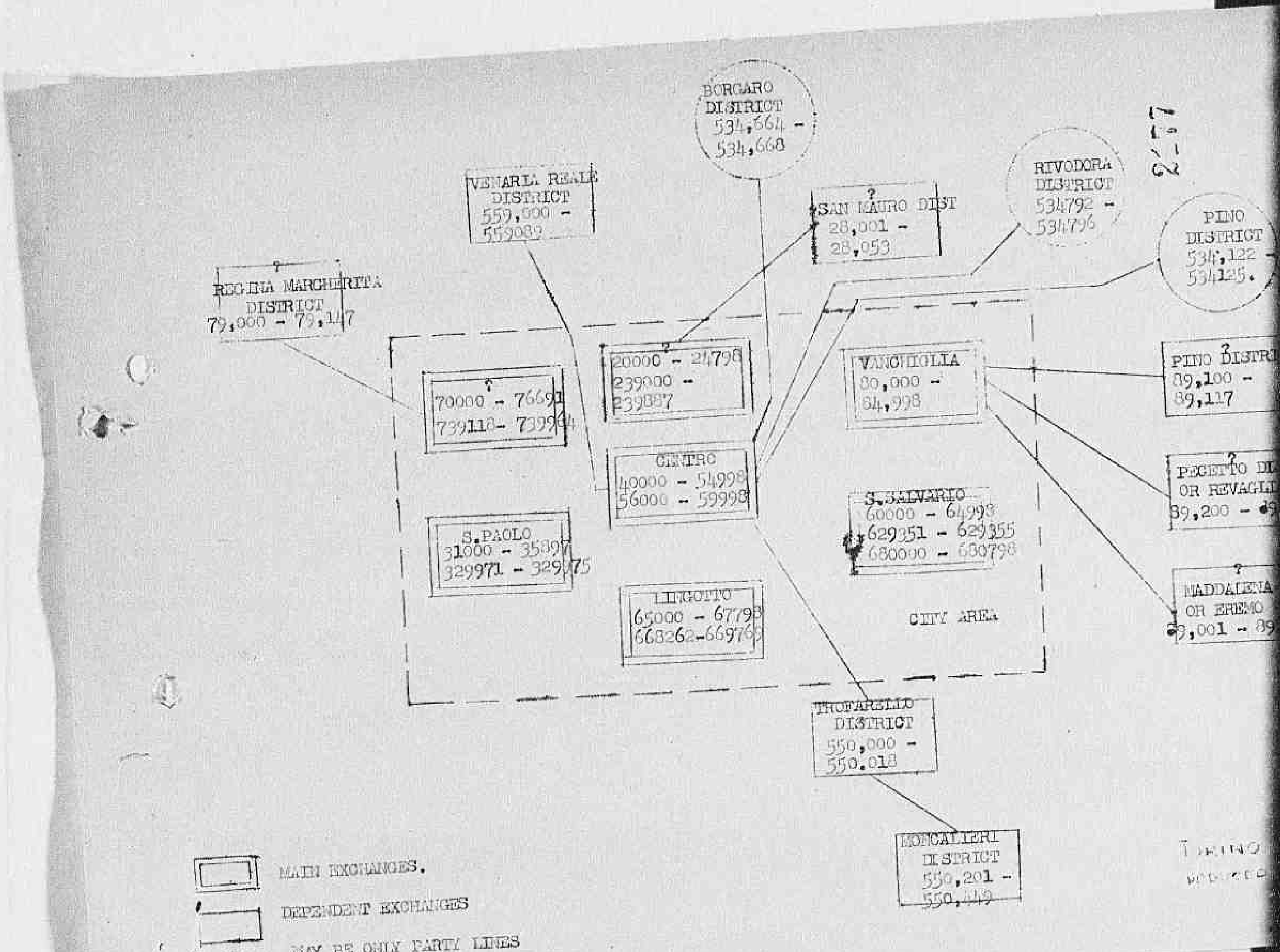

Declassified E.O. 12356 Section 3.3/NND No. 785015

0513

Declassified E.O. 12356 Section 3.3/NND No. 785015

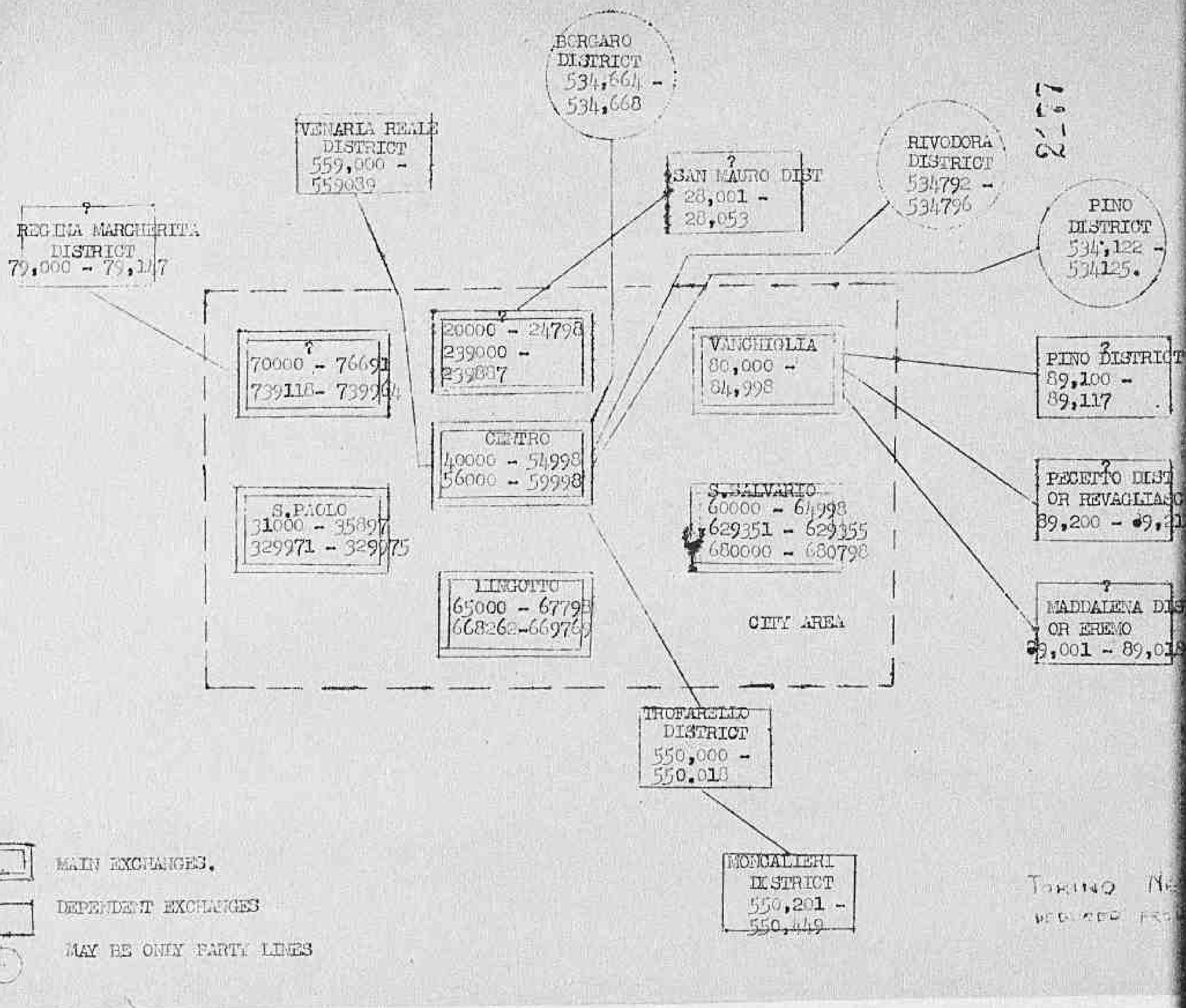

0514

Declassified E.O. 12356 Section 3.3/NND No. 785015

BORGARO DISTRICT 534,664 - 534,668

VENARIA REALE DISTRICT 559,066 - 559089

? SAN MAURO DIST 28,001 - 28,053

RIVODORA DISTRICT 534792 - 534796

PINO DISTRICT 534,122 - 534125.

? 70000 - 76691 739118 - 739984

? 20000 - 24798 239000 - 239887

VANCHIGLIA 80,000 - 84,998

? PINO DISTRICT 89,100 - 89,117

CENTRO 40000 - 54998 56000 - 59998

? PECETTO DIST OR REVAGLIASCO 89,200 - 89,218

S.SALVARIO 60000 - 64998 629351 - 629355 680000 - 680798

S.PAOLO 31000 - 35997 329971 - 329975

LINGOTTO 65000 - 67792 668262-669782

? MADDALENA DIST OR EREMO 89,001 - 89,018

CITY AREA

TROFARELLO DISTRICT 550,000 - 550,018

MOTCALIERI DISTRICT 550,201 - 550,449

TOKING NETWORK
process from GA directory

IGES

RT LINES

MILAN NETWORK

NUMERICAL SCALES DEDUCED FROM DIRECTORY 1962

Exchange	Range	Probable (estimated) Capacity
1. Centro	10,000 - 10,999 12,000 - 14,999 16,000 - 19,999 30,000 - 39,999	18,000
2. Venezia (a)	20,000 - 25,999 260,000 -273,999 283,000 -283,399 284,000 -284,799	21,200
Turro (b)	285,000 -287,999	3000
Crescenzago (c)	288,000 -288,399	400
S.Sesto Giovanni (d)	289,000 -289,599	600
Citta' di Studi (e)	290,000 -294,799	4,800
(a) Nicinese	30,000 - 34,999 36,000 - 37,999	7000
(b) Corsico	359,000 -359,099 380,000 -380,199 381,000 -381,199	500
(a) Vercelli	40,000 - 46,999 490,000 -495,699	12,700
(b) Baggio	47,000 - 47,299	300
(a) Romana	50,000 - 56,999 570,000 -577,999 580,000 -580,399	16,000
(b) Not Known	5,965,000 -5,965,112	Doubtful
(a) Cavour	60,000 - 62,999 64,000 - 68,999	8000
(b) Volta	670,000 -672,599 690,000 -694,999 696,000 -696,199	7000
(c) Affori	698,000 -698,999	1000
S.Subila	70,000 - 73,999 75,000 - 76,999	6000
(a) Lampione	90,000 - 96,799	6800
(b) Bovisa	97,000 - 97,599	600
(c) Not Known		

+ The 650-6[illegible] may form part of CAVOUR

2176

Declassified E.O. 12356 Section 3.3/NND No. 785015

	284,000 -284,799	-	
Turro (b)	285,000 -287,999	3000	
Crocecengo (c)	288,000 -288,399	400	
S.Carlo Giovanni (d)	289,000 -289,599	600	
Citta' di Studi (e)	290,000 -294,799	4,800	
(a) Ticinese	30,000 - 34,999 36,000 - 37,999	7000	
(b) Soraico	359,000 -359,099 380,000 -380,199 381,000 -381,199	500	
(c) Vercelli	40,000 - 46,999 490,000 -495,699	12,700	
(b) Baggio	47,000 - 47,299	300	
(a) Romana	50,000 - 56,999 570,000 -577,999 580,000 -580,999	16,000	
(b) Not Known	5,965,000 -5,965,112	Doubtful	
(a) Cavour	60,000 - 62,999 64,000 - 68,999	8000	
(b) Volta	630,000 -632,599 690,000 -694,999 696,000 -696,199	7300	+ The 630-632 range may form part of CAVOUR
(c) Affori	698,000 -698,999	1000	
S.Fabila	70,000 - 73,999 75,000 - 76,999	6000	
(a) Sempione	90,000 - 96,799	6800	
(b) Bovisa	97,000 - 97,599	600	
(c) Not Known	981,000 -981,299	300	

2176

P.F.W. MILLAR
Lt.Col.
Communications Sub.Com.

Declassified E.O. 12356 Section 3.3/NND No. 785015

Declassified E.O. 12356 Section 3.3/NND No. 785015

2175

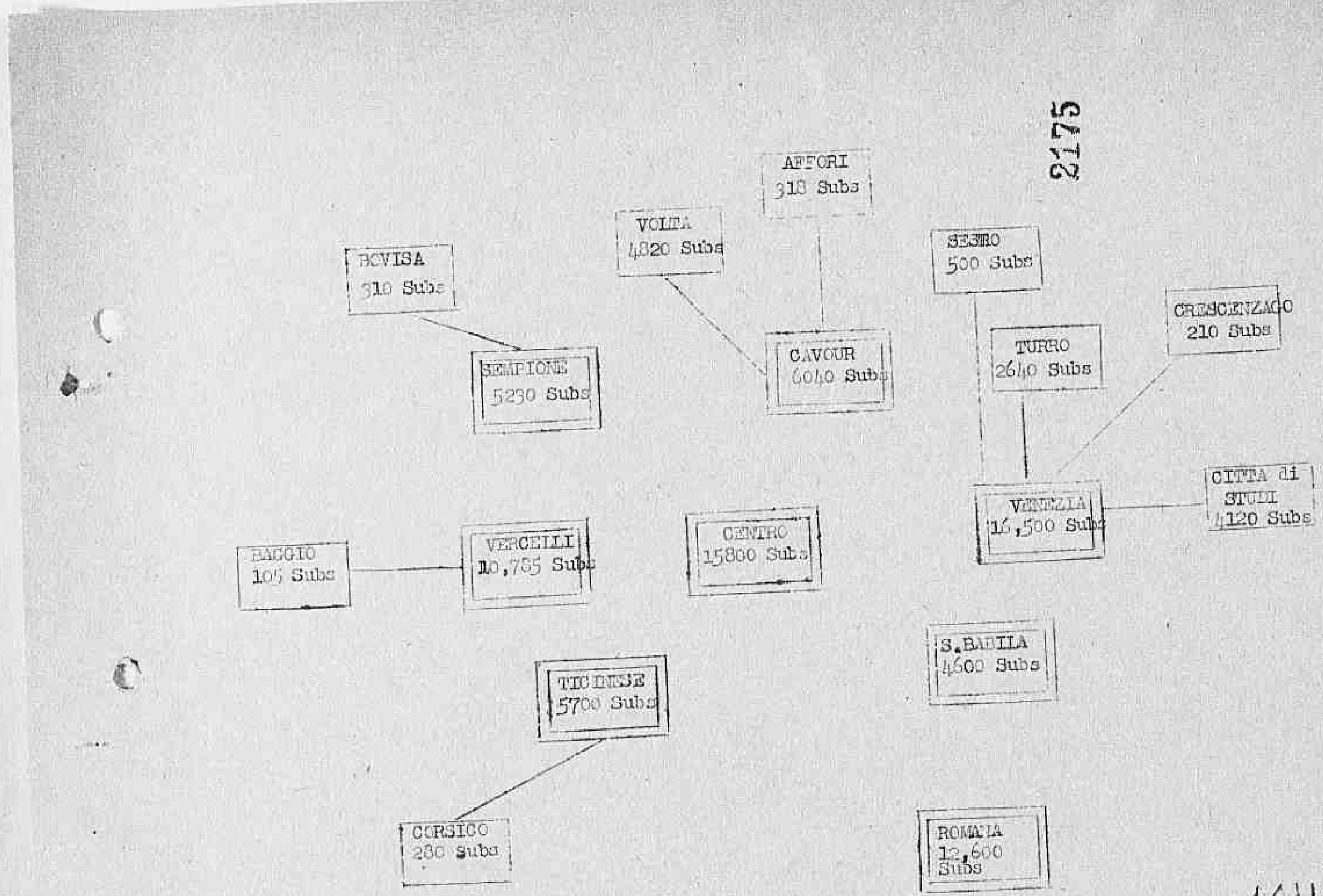

Declassified E.O. 12356 Section 3.3/NND No. 785015

2175

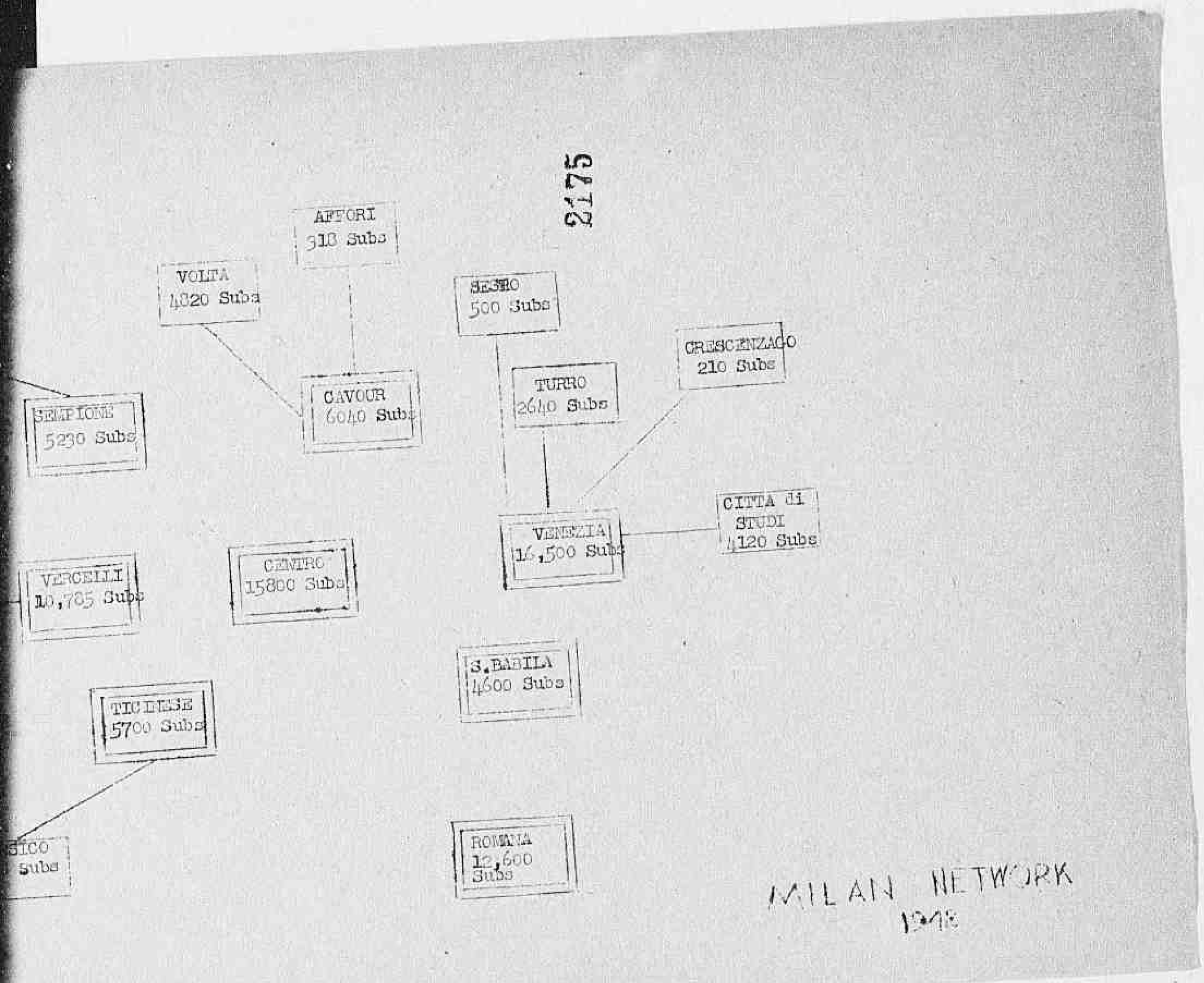

1. Plant available for Stage 1.

(a) 2 - 100 lines LB boards each with Cord circuits split to take 2 operators. These are reserved in the first place for Milano and Torino.

(b) 1 - 100 lines LB boards of normal type

(c) 3 - 30 lines LB boards.

One board under (a) is with STET, Roma. The others are under the charge of this Sub-Commission's Officer at Naples. Some 200 LB telephones are held for use with the boards but local batteries will be needed.

(d) Four 30 lines boards can be made available from ITAL stores and, if essential, one 100 lines position can be removed from Avenzano exchange and one 100 lines position from S. BENEDETTO del TRONTO exchange.

2. Plant available for Stage 2.

Unless the plant in an area is very seriously damaged, it is almost certain that an exchange of a smaller size can be built from that plant. For exchanges where this cannot be done the following equipment is being made.

(a) C.B. Boards.

(i) Under construction at FATME, ROME.

1 - 16 positions board. Probably ready end June. Intended in first place for Milano

2 - 10 positions boards. Probably ready end July. Intended in first place for TORINO and GENOVA.

If automatic equipment can be brought to GENOVA from ROME, the second board will be available for use elsewhere. It consists of 2 positions sections.

3 - 6 positions boards. Probably ready end August. Can be used for TRIESTE, VENEZIA, VERONA, etc.

(ii) Belonging to ITAL at FIRENZE.

1 - 6 position board - 3 local, 3 inter urban - for use at BOLOGNA.

(b) L.D. Board.

2174

(i) Under construction at FATME, ROME.

1 - 6 positions board. Probably ready end May. Intended in first place for TORINO.

2 - 4 positions boards. Probably ready end June. Intended for BERGAMO, VERONA, PADOVA, etc.

1 - 6 positions board. Probably ready end June. Intended in first place for VENEZIA.

Declassified E.O. 12356 Section 3.3/NND No. 786015

(II) Under repair by TSTI, ROME - Siemens boards.

1 - 6 positions board. Ready shortly. Intended in first place for WILLTB.

1 - 6 positions board. Ready shortly. Intended in first place for GENCTL.

1 - 2 positions board - to be made up from positions at existing exchanges.

(III) Held by Azienda: 2 positions ex TSTI at FIRENZE - for BOLOGNA.

(c) TSTI exchanges: All plant shown under Stage 2 for TSTI. exchanges, excluding any mentioned above, is reserved at existing exchanges south of Firenze and can be removed and used when required.

(d) STET Auto plant: There is no auto plant allocated at present for Stage 2 repairs shown under STET controlled exchanges (i.e. TERNI, STAFFOLI, and TERNI Areas). It is hoped to obtain this from any exchanges left in reasonably good condition. The more important exchanges in these areas are covered by the manual plant shown under para 2.

(e) General: While the above boards only cover a proportion of the number of existing exchanges, it is hoped that any additional cases can be covered by the use of parts of the exchanges left in reasonably good order.

(f) Power plant: An engine with generator and suitable rectifier will be received shortly from Allied sources for each of the first six CB exchanges mentioned in 2 (a) above. If power is on tap locally, the rectifier will probably be sufficient alone. It is hoped that secondary batteries will be available also.

(g) Ringing machines. Some are held now and the rest will be ready in a month or two, for all C.B and LD boards listed above, where necessary with associated transformers.

(h) Misc. Plant. Switchboard cable, solder, maintenance tools, test sets, etc. will also be received shortly from Allied sources.

2173

Declassified E.O. 12356 Section 3.3/NND No. 785015

0521

Declassified E.O. 12356 Section 3.3/NND No. 785015

98

HEADQUARTERS ALLIED COMMISSION
APO 394
Communications Sub-Commission HTM/rm

T.36. CS. 7th April 1945.

SUBJECT: Allied Stores for Italian Use.

TO : Major Bridgeman, Telecoms Officer, A.C. Naples Zone.

1. The attached Release Note cancels No. S-1283 which included wire but no sleeves.

2. The previous requisition is in order for wire, and an additional requisition is attached for sleeves.

J.L.HENDERSON,
Colonel,
Director.

Enclosures: 1 Release Note.
3 Copies of Requisition.

2172

0522

Declassified E.O. 12356 Section 3.3/NND No. 785015

HEADQUARTERS ALLIED COMMISSION
APO 394
Communications Sub-Commission HTWM/rm

7th April 1945.

T.36. CS.

SUBJECT: Supplies for Italian Government.

TO : Finance Sub-Commission (att: Colonel Banning).

Attached are stores voucher from ADOS and receipt from Italian Government for supplies collected by the Government.

J.L.HENDERSON,
Colonel,
Director.

Enclosures: Voucher 6178484.
Receipt of 7th April 45.

2171

0543

Declassified E.O. 12356 Section 3.3/NND No. 785015

Mod. 363

ITALCABLE

SERVIZI CABLOGRAFICI RADIOTELEGRAFICI E RADIOELETTRICI

SOCIETÀ PER AZIONI - CAPITALE L. 195.000.000

SEDE IN ROMA

DIREZIONE GENERALE

REPARTO Man.Impianti - IMP - 2237 -

INT.

ROMA, March 27th, 1945

VIA CALABRIA 46 - CASELLA POSTALE 6-1984

96

To
Lt. LOTT
Allied Commission Headquarters
Communications Sub - Commission
Rome

AUTORIZZO TELEGRAFICO ITALCABLE

Radio - receivers

Referring to our conversation on the telephoneI hasten to inform you that we have no tubes for the seven receivers which we might get through the Allied Commission.

Four OC - 9 and three OC - 7 require the following tubes:

no.	16	type	6 K 7 G
"	4	"	6 K 8 G
"	4	"	6 L 7 G
"	8	"	6 Q 7 G
"	8	"	6 C 5 G

2170

./.

0524

Declassified E.O. 12356 Section 3.3/NND No. 785015

no.	4	type	6 K 6 G
"	4	"	GR 150 A
"	7	"	80
"	3	"	75
"	3	"	42

in addition, of which an equivalent number of tubes should be required as stand-by.

Would such tubes be available for supply from Allied Commission sources?

Thanking you very much, I am

Sincerely yours

ITALCABLE

SERVIZI RADIOMARITTIMI, RADIOTELEGRAFICI E RADIOTELEFONICI

DIRETTORE GENERALE

/ip

Mod. 798

ITALCABLE

SERVIZI CABLOGRAFICI RADIOTELEGRAFICI E RADIOELETTRICI

SOCIETA PER AZIONI - CAPITALE L. 175.000.000

SEDE IN ROMA

195

DIREZIONE GENERALE

REPARTO Segreteria

RIF. Ris. N° 61

ROMA 13th March 1945

VIA CALABRIA 46-48 CASELLA POSTALE D-1934

Lt. L O T T U.S. Sign. Corps
Allied Commission Hqtrs
R O M A

Dear Lt. Lott:

Referring to your remarks on the telephone, I have ascertained that the galvenized iron wire which we requested for use in our radio Stations, was intended for general requirements such as bindings, pole supports, and the like; whereas it has been omitted to include in the list the bare iron wire which will be necessary for rhom= bic antennae construction. We expect that a supply of 500 Kgs (half a Ton) of 4 mm. (A.W.G. n. 10) iron wire would be sufficient for that.

As regards copper wire for antenna work, we are now inquiring of an Italian Firm at Naples whether they would be able to make use of over one Ton of scrap copper we ha ve salvaged at Torrenova, to transform it into 2,4 mm.. wi re. If the answer is positive, as we hope, this item might be cancelled in our application to A.C. and I will let you know accordingly.

Yours sincerely

ITALCABLE
SERVIZI CABLOGRAFICI RADIOTELEGRAFICI E RADIOELETTRICI
IL COMMISSARIO
DIRETTORE GENERALE

2169

CEM/vm.

INDIRIZZO TELEGRAFICO ITALCABLE

Declassified E.O. 12356 Section 3.3/NND No. 785015

Mod. 309

ITALCABLE

SERVIZI CABLOGRAFICI RADIOTELEGRAFICI E RADIOELETTRICI

SOCIETÀ PER AZIONI - CAPITALE L. 175.000.000

SEDE IN ROMA

DIREZIONE GENERALE

REPARTO Manutenzione e Imp.

RIF. 1727

ROMA 6 Marzo 1945

VIA CALABRIA 46-48 CASELLA POSTALE 0-1184

To
Allied Commission Headquarters
Communications Sub-Commission
R o m e

With reference to the expected derequisition of our radio plants wich should take place shortly and to P.W.B.'s service which this Company will have to carry out in addition to its own authoriged radio operations, we endose herewith a first list of materials necessary to ensure the regular development of Italcable's services.

As these materials are not available on the Italian market under the present circumstances, we beg the Allied Authorities to supplay them urgently. A list of them has been forwarded to the Ministery of Posts and Telecommunications.

Besides, owing to:

a) the damages suffered by a portion of our plant,
b) the changes and variations caused to those which were in good working order,
c) the importance of the services this Company will have soon to operate,
d) the present deficiency in electric-power supply;

we are compelled to ask P.W.B. for the transfer of:

1) the spare generator groups installed in the stations and Central Office, accessories and spare materials included;
2) the radiotransmitting and receiving equipment complete with accessories now used for the same services this Company will shortly operate;
3) the receiving and transmitting antennas which have been erected in place of those previously used by this Company in order to execute the above-mentioned important services.

With regard to the necessary transports to and from the Stations, which transports now are carried out by military or requisitioned means, we do not see how to provide for them without the help of the appropriate Authorities.

The advice of the Allied Commission how to solve this problem of great concern will be appreciated.

1 Encl.

1a

ITALCABLE

Director
D/Director
Chief Telecoms
Chief Postal
Comm O

CROSS. REFS.

INDIRIZZO TELEGRAFICO ITALCABLE

Declassified E.O. 12356 Section 3.3/NND No. 786015

With reference to the expected derequisition of our radio plants wich should take place shortly and to P.W.B.'s service which this Company will have to carry out in addition to its own authorized radio operations, we endose herewith a first list of materials necessary to ensure the regular development of Italcable's services.

As these materials are not available on the Italian market under the present circumstances, we beg the Allied Authorities to supplay them urgently. A list of them has been forwarded to the Ministery of Posts and Telecommunications.

Besides, owing to:

a) the damages suffered by a portion of our plant,
b) the changes and variations caused to those which were in good working order,
c) the importance of the services this Company will have soon to operate,
d) the present deficiency in electric-power supply;

we are compelled to ask P.W.B. for the transfer of:

1) the spare generator groups installed in the stations and Central Office, accessories and spare materials included;
2) the radiotransmitting and receiving equipment complete with accessories now used for the same services this Company will shortly operate;
3) the receiving and transmitting antennas which have been erected in place of those previously used by this Company in order to execute the above-mentioned important services.

With regard to the necessary transports to and from the Stations, which transports now are carried out by military or requisitioned means, we do not see how to provide for them without the help of the appropriate Authorities.

The advice of the Allied Commission how to solve this problem of great concern will be appreciated.

1 Encl.

1a

ITALCABLE

Director	
D/Director	
Chief Telecoms	
Chief Postal	
H Q Coms O.	
Asst Chief Postal	
Censorship	
Chief Clerk	

CROSS REFS.	
FILE T. 8	B/Fwd.

Date 7 MAR 1945

INDIRIZZO TELEGRAFICO ITALCABLE

Declassified E.O. 12356 Section 3.3/NND No. 785015

0528

Declassified E.O. 12356 Section 3.3/NND No. 785015

Litre	500	Sulphuric Acid 24° Bé
"	2000	Transformer oil
Mtr.	200	Rubber pipe for anode cooling inside diameter 18 mm. thickness 3 mm. about
Kg.	5	Leather packing (flexible), thickness 5 mm. about
"	5	" " (hard) " 3 mm. "
N.	30	Usual tools sets for work-shop man
N.	15	" " " " electrician and radioman (Sets supplied with use material as twits drill,files, saw blades, taps for metal etc.)
Kg.	1000	Hard drawn copper wire B & S 162 (diameter mm.2,4) for antennas
"	300	Hard drawn copper wire B & S 182 (diameter mm.2) for antennas
"	20	Tinned copper wire B & S 258 (diameter 0,8 mm.)
"	50	Galvanized iron wire B & S 182 (diameter mm.2)
"	500	Pirex N. 4 antenna insulators or similar type
Mtr.	1000	2 wires lead covered cables, conductor size B & S 229 (diameter mm.1) 500 V insulated

Receiving radio tubes	: N°	30	type	80	
"	"	"	: N°	30	" 6 k 7 G
"	"	"	: N°	20	" 6 C 5 G
"	"	"	: N°	10	" 6 L 7 G
"	"	"	: N°	20	" 6 Q 7 G
"	"	"	: N°	10	" 6 K 8 G
"	"	"	: N°	10	" 6 K 6 G
Transmitting radio tubes	: N°	15	type	42	
"	"	"	: N°	25	" 807
"	"	"	: N°	25	" 834
"	"	"	: N°	24	" 833
"	"	"	: N°	8	" 846
"	"	"	: N°	24	" 858
"	"	"	: N°	8	" 891
"	"	"	: N°	4	" 866
"	"	"	: N°	60	" 872
"	"	"	: N°	10	" 869
"	"	"	: N°	4	" 857

2167

Tools for Italcable

Kg 0,250 hammers	½	N. 45
" 0,5 "	1	" 10
" 1 "	2	" 6
" 1,5 "	3	" 6
15" flat file	(coarse edge)	" 6
15" " "	(medium edge)	" 6
15" " "	(smooth ")	" 6
15" half round file	(coarse edge)	" 6
15" " " "	(medium edge)	" 6
15" " " "	(smooth edge)	" 6
15" triangular file	(coarse edge)	" 6
15" " "	(medium edge)	" 6
15" " "	(smooth edge)	" 6
15" round file	(coarse edge)	" 6
15" " "	(medium edge)	" 6
15" " "	(smooth edge)	" 6
The same files 12" size, each kind of edge		24 " 24
" " " 9" " " " " "		24 " 2
" " " 6" " " " " "		" 24
1 liter soldering lamp		" 3
0,5 " " "		" 3
Cutting pliers for bulk wires 12"		" 3
Saw blade holders		" 6
Openlace saw blade holders		" 4
Saw blades		" 48
Openlace saw blade		" 72
Screw dies stock, mm 1.4, 1.7, 2.0, 2.3, 3.0,		" 1
3.5, 5.5, 6.0, 7.0, 8.0, 9,0, 10.0		" 1
Screwing chuck stock for above said		" 2
Screw dies stock, from 1 mm to 3 mm (intervals of 0.1 mm)		" 1
" " " from 3 mm to 10 mm (intervals of 0.5 mm)		" 2
Screwing chuck stock for above said		
Screwing chuck stock (whitworth)		
1/16", 3/32", 1/8", 5/32", 3/8"		" 4
7/16",1/2"		" 15
100 mm parallel vices		" 3
Hand drill until 6 m/m		" 3
" " " 10 m/m		" 6
Electric hand drill until 6 m/m (220 Volt)		" 6
" " " " 10 m/m		" 2
Knurling wheels (assorted)		" 1
Double grinding wheels with 220 V motor		" 2
Emery stone medium edge 10" diameter		" 2
" " smooth edge 10" "		" 3
Rectangular oil grinding stone		"
Filets counter		" 3
Punching letters set (5 m/m		" 3
Punching numbers set (5m/m)		

2166

./.

Declassified E.O. 12356 Section 3.3/NND No. 786015

" 1 "		" 6
" 1,5 "		" 6
15" flat file	(coarse edge)	" 6
15" " "	(medium edge)	" 6
15" " "	(smooth ")	" 6
15" half round file	(coarse edge)	" 6
15" " " "	(medium edge)	" 6
15" " " "	(smooth edge)	" 6
15" triangular file	(coarse edge)	" 6
15" " "	(medium edge)	" 6
15" " "	(smooth edge)	" 6
15" round file	(coarse edge)	" 6
15" " "	(medium edge)	" 6
15" " "	(smooth edge)	" 6
The same files 12" size, each kind of edge		24 " 24
" " " 9" " " " " "		24 " 24
" " " 6" " " " " "		" 24
1 liter soldering lamp		" 3
0,5 " " "		" 3
Cutting pliers for bulk wires 12"		" 3
Saw blade holders		" 6
Openlace saw blade holders		" 4
Saw blades		" 48
Openlace saw blade		" 72
Screw dies stock, mm 1.4, 1.7, 2.0, 2.3, 3.0,		" 1
3.5, 5.5, 6.0, 7.0, 8.0, 9,0, 10.0		" 1
Screwing chuck stock for above said		" 2
Screw dies stock, from 1 mm to 3 mm (intervals of 0.1 mm)		
" " " from 3 mm to 10 mm (intervals of 0.5 mm)		" 1
Screwing chuck stock for above said		" 2
Screwing chuck stock (whitworth)		
1/16", 3/32", 1/8", 5/32", 3/8"		
7/16",1/2"		" 4
100 mm parallel vices		" 15
Hand drill until 6 m/m		" 3
" " " 10 m/m		" 3
Electric hand drill until 6 m/m (220 Volt)		" 6
" " " " 10 m/m		" 6
Knurling wheels (assorted)		" 2
Double grinding wheels with 220 V motor		" 1
Emery stone medium edge 10" diameter		" 2
" " smooth edge 10" "		" 2
Rectangular oil grinding stone		" 3
Filets counter		" 3
Punching letters set (5 m/m		" 3
Punching numbers set (5m/m)		" 3

2166

./.

Declassified E.O. 12356 Section 3.3/NND No. 785015

Double ended wrench stock (from 5 to 25 mm)	Nº	3
Steel measuring rule (1 meter)	"	3
" " " (30 cm)	"	24
Slide-gauge (centesimal)	"	24
Micrometer gauge	"	3
Work-shop compasses (large size)	"	3
" " " (medium ")	"	3
Revolution counter	"	3
Hand conical reamer stock (from 1 to 12 mm)	"	1
Cutting shears (large size)	"	2
" " (medium size)	"	3
Soldering iron (1 kg.)	"	3
" " (200 gr.)	"	15
Electric soldering (300 Watt 220 Volt)	"	4
" " (100 Watt 120 Volt)	"	15
Coach wrence (large size)	"	3
" " (medium size)	"	15
" " (small size)	"	15
Twist drill stock from 1 mm to 6 mm (intervals of 0,25 mm)	"	8
" " " " 6 mm to 10 mm (intervals of 0,5 mm)	"	6
" " " " 1 mm to 5 mm (intervals of 0,1 mm)	"	4
" " " 5 mm to 10 mm (intervals of 0,25 mm)	"	2
Hand vice large size	"	6
" " medium size	"	6
" " for watch-maker	"	15
Round steel bars for watch-maker (assorted diameter from 1 to 10 mm)	Kg.	35
Tools steel assorted	"	50
Emery-cloth (Nrs. 00 000 00000)	sheets	N. 600
Insulated pliers	"	45
Flat nose pliers (medium size)	"	45
" " pliers (small size)	"	45
Round nose pliers (medium size)	"	45
" " " (small size)	"	45
Cutting pliers (medium size)	"	45
" " for radioman	"	45
Nipper for watch-maker	"	45
Flat long nose pliers	"	15
Electrician scissors	"	15
Watch-maker files	"	45
Screw-drive set (large, medium, small)	"	45
Screw-drive set for watch-maker	"	15
Electrician knife	"	15
Chiavi a tubo (serie da 1/8" a 1/4") Rocket wrenches.	"	30
" " " (serie da 3/8" a 1")	"	3
Oil can (small)	"	15
Pointer	"	30
Round brush (small)	"	45
Flat brush (medium)	"	15
Watch-maker lens	"	15
100 mm vice	"	12

Declassified E.O. 12356 Section 3.3/NND No. 785015

0532

Declassified E.O. 12356 Section 3.3/NND No. 785015

94

ALLIED FORCE HEADQUARTERS
G-5 Section
APO 513

Ref. S-19

23 March 1945

SUBJECT: Tele-communication Equipment for ITALY

TO : Headquarters, Allied Commission, APO 394
(Attn: Communication Sub-Commission)

Reference LAC 1032 repeated to you.

1. CCS in answer to our subject signal have advised that authority to issue from Army stocks without specific CCS approval is not favourably considered. They have agreed that the 150 tons copper wire requested in para 4 of LAC 1032 may be interpreted as approved by CAL 662. We have requested the Chief Signal Officer to supply youthe AC this amount of wire from theatre stocks without replacement.

2. Reference Items 5, 6, 73 and 74 on Requisition MGS-184-SIG. The CCS have requested that we advise whether vehicles can be obtained from theatre stocks under approval given in CAL 662 and have stated that availability of the balahce will be considered by CCAC for supply through normal civil affairs channels from the Z.I. We have requested the appropriate Staff Sections of this HQ to advise what portion of 150 vehicles required by you can be supplied from theatre stocks. We will then request CCAC to allocate the balance.

3. You will be advised of action taken.

For the Assistant Chief of Staff, G-5:

2165

R.V. GRADY
Major, T.C.
Econ & Supply Div.

Copy to: Supply & Resources Section, AC.

see 46 part IV

0535

Declassified E.O. 12356 Section 3.3/NND No. 785015

ALLIED FORCE HEADQUARTERS
G-5 Section
APO 513

23 March 1945

Ref. S-19

SUBJECT: Tele-communication Equipment for ITALY

TO : Headquarters, Allied Commission, APO 394
(Attn: Communication Sub-Commission)

Reference LAC 1032 repeated to you.

1. CCS in answer to our subject signal have advised that authority to issue from Army stocks without specific CCS approval is not favourably considered. They have agreed that the 150 tons copper wire requested in para 4 of LAC 1032 may be interpreted as approved by CAL 662. We have requested the Chief Signal Officer to supply yo the AC this amount of wire from theatre stocks without replacement.

2. Reference Items 5, 6, 73 and 74 on Requisition MGS-184-SIG. The CCS have requested that we advise whether vehicles can be obtained from theatre stocks under approval given in CAL 662 and have stated that availability of the balance will be considered by CCAC for supply through normal civil affairs channels from the Z.I. We have requested the appropriate Staff Sections of this HQ to advise what portion of 150 vehicles required by you can be supplied from theatre stocks. We will then request CCAC to allocate the balance.

3. You will be advised of action taken.

For the Assistant Chief of Staff, G-5:

2164

R.V. GRADY
Major, T.C.
Econ & Supply Div.

Copy to: Supply & Resources Section, AC.

0534

Declassified E.O. 12356 Section 3.3/NND No. 785015

93

HEADQUARTERS ALLIED COMMISSION
AFO 394
Communications Sub-Commission

HTH/epc

93
T.36.[redacted].CS

30th March, 1945

SUBJECT: Switchboards for N.Italy

TO: Under-Secretary of State for P.T.

1. With reference to your letter No.97867/F10-4 of 20th March, it was understood from Major Ayre that the three positions at Firenze that were in military use shortly after the liberation of Firenze were the property of a local firm and not of the TETI.

2. In any case however this letter is an authority for the Azienda di Stato per i Servizi Telefonici to remove the positions and use them for interurban purposes as dictated by you. A copy of this letter has been sent to TETI.

J.L.HENDERSON
Colonel,
Director.

Copy to: TETI,
Lungotevere Marzio 11,
Roma - To release the switchboards to the Azienda.

2163

File

0533

Declassified E.O. 12356 Section 3.3/NND No. 785015

92-1

TRANSLATED BY SCLAN

28th March 1945

S78637/510 - 4.

T.36.77/CS

SUBJECT: Switchboards for Northern Italy.

TO : Allied Commission FF.TT. Sub-Commission APO 394

In reply to the aforesaid letter we inform you of the following:

1. So far as Florence is concerned, the State Agency for the Telephone Services have already prepared the two positions, which are now ready to be activated. It nevertheless is necessary to prepare at least another two positions in addition to the above, for which it is hoped to make use of the material, to which reference is made in subpara c), para 2) of the aforementioned letter.

2. As far as Bologna is concerned, the 3 one position switchboards, mentioned in para 3) of your letter have been examined; they are in perfect condition, and will be fit for use with some small modifications, in the said City. Will you please inform us whether the State Agency for the Telephone Services can without delay make use of the above; in this case will you kindly issue instructions to the Teti, for the release to us of such switchboards.

THE UNDER SECRETARY OF STATE
FOR FF.TT.

2162

Director	
D/Director	
Chief Telecoms	
Chief Postal	
H.Q. Coms O.	
Ass. Chief Postal	
Chief Clerk.	

CROSS. REFS.	
FILE T.36	B/Fwd.

Date 29 MAR 1945

0536

Declassified E.O. 12356 Section 3.3/NND No. 785015

92-2

TRANSLATED BY SELAN

28th March 1945

978637/510 - 4.

T.36.77/CS

SUBJECT: Switchboards for Northern Italy.

TO : Allied Commission PP.TT. Sub-Commission APO 394

In reply to the aforesaid letter we inform you of the following:

1. So far as Florence is concerned, the State Agency for the Telephone Services have already prepared the two positions, which are now ready to be activated. It neverthless is necessary to prepare at least another two positions in addition to the above, for which it is hoped to make use of the material, to which reference is made in subpara c), para 2) of the aforementioned letter.

2. As far as Bologna is concerned, the 3 one position switchboards, mentioned in para 3) of your letter have been examined; they are in perfect condition, and will be fit for use with some small modifications, in the said City. Will you please inform us whether the State Agency for the Telephone Services can without delay make use of the above; in this case will you kindly issue instructions to the Teti, for the release to us of such switchboards.

THE UNDER SECRETARY OF STATE
FOR PP.TT.

2161

0537

Declassified E.O. 12356 Section 3.3/NND No. 785015

TRANSLATION FROM SELAN

2 copies

TO:
ALLIED COMMISSION
POSTS AND TELECOMMUNICATIONS SUB-COMMISSION
APO 394

28th March 1945

Ref. : 978637/510 - 4.

In reply to :T.36.77/CS

SUBJECT. : Switchboards for Northern Italy.

In reply to the aforesaid letter we inform you of the following:

1) - So far as Florence is concerned, the State Agency for the Telephone Services have already prepared the two positions, which are now ready to be activated. It nevertheless necessary to prepare at least another two positions in addition to the above, for which it is hoped to make use of the material, to which refernce is made in sub-para c), para 2 of the aforementioned letter.

2) - As far as Bologna is concerned, the 3 one position switchboards, mentioned in para 3 of your letter have been examined; they are in perfect conditions, and will be fit for use, with some small modifications, in the said City. Will you please inform us whether the State Agency for the Telephone Services can without delay make use of the above; in this case will you kindly issue instructions to the Teti, for the release to us of such switchboards.

THE UNDER SECRETARY OF STATE
FOR POSTS AND TELECOMMUNICATIONS.

2160

Director
D/Director
Chief
Secretariat

CROSS. REFS.	
FILE T.36	B/Fwd.

Date 29/3/45

0538

Declassified E.O. 12356 Section 3.3/NND No. 785015

92-4

TRANSLATION BY SELAN

TO:
ALLIED COMMISSION
POSTS AND TELECOMMUNICATIONS SUB-COMMISSION
APO 394

20th March 1945

Ref. : 978637/510 - 4.

In reply to :T.36.77/CS

SUBJECT. : Switchboards for Northern Italy.

In reply to the aforesaid letter we inform you of the following:

1) - So far as Florence is concerned, the State Agency for the Telephone Services have already prepared the two positions, which are now ready to be activated. It nevertheless necessary to prepare at least another two positions in addition to the above, for which it is hoped to can make use of the material, to which reference is made in sub-para c), para 2 of the aforementioned letter.

2) - As far as Bologna is concerned, the 3 one position switchboards, mentioned in para 3 of your let er have been revisioned; they are in perfect conditions, and will be fit to be used, with some small modifications, in the said City. Will you please inform us whether the State Agency for the Telephone Services can without delay make use of the above; in this case will you kindly issue instructions to the Teti, for the release to us of such switchboards.

THE UNDER SECRETARY OF STATE
FOR POSTS AND TELECOMMUNICATIONS.

2159

Mod. 9 - (A. T.)

ROMA 28 MAR. 1945

TRANSLATED 92-5

MINISTERO DELLE POSTE E DELLE TELECOMUNICAZIONI

AZIENDA DI STATO PER I SERVIZI TELEFONICI

REPARTO 2° UFFICIO 1°

RISPOSTA AL N. T.36.77/CS

DEL 20/3/45

PROT. N. 978637/510-4 ALLEGATI

OGGETTO: Posti di lavoro per l'Italia del Nord.

ALLA COMMISSIONE ALLEATA
SOTTOCOMMISSIONE COMUNICAZIONI
R O M A

In risposta alla nota di cui sopra si comunica:

1°) Per Firenze i tecnici dell'Azienda di Stato per i Servizi Telefonici hanno già provveduto ad approntare due posizioni di lavoro, che sono pronte per l'attivazione. Occorre tuttavia predisporre per almeno due posizioni di lavoro in aggiunta a queste due, per le quali si spera di poter utilizzare parte del materiale di cui alla lettera c) del comma 2° della lettera sopracitata.

2°) Per Bologna si sono già esaminati i tre centralini ad una posizione di lavoro di cui al punto 3° della vostra lettera già citata; i centralini sono in perfetto ordine e potranno senz'altro, salvo lievi modifiche, essere utilizzati per detta città; si prega di comunicare se l'Azienda di Stato per i Servizi Telefonici può senz'altro disporre di essi, nel qual caso si prega di dare ordini alla Teti per la relativa cessione all'Azienda medesima. 2158

IL SOTTOSEGRETARIO DI STATO

Director
D/Director
Chief [illegible]
Chief [illegible]
[illegible] Dirs O

CROSS REFS.

FILE

B/Fwd.

Declassified E.O. 12356 Section 3.3/NND No. 785015

REPARTO 2° UFFICIO 1°

RISPOSTA AL N. T.36.77/CS

DEL 20/3/45

PROT. N. 978637/510-4 ALLEGATI

OGGETTO: Posti di lavoro per l'Italia del Nord.

ALLA COMMISSIONE ALLEATA
SOTTOCOMMISSIONE COMUNICAZIONI
R O M A

In risposta alla nota di cui sopra si comunica:

1°) Per Firenze i tecnici dell'Azienda di Stato per i Servizi Telefonici hanno già provveduto ad approntare due posizioni di lavoro, che sono pronte per l'attivazione. Occorre tuttavia predisporre per almeno due posizioni di lavoro in aggiunta a queste due, per le quali si spera di poter utilizzare parte del materiale di cui alla lettera c) del comma 2° della lettera sopracitata.

2°) Per Bologna si sono già esaminati i tre centralini ad una posizione di lavoro di cui al punto 3° della vostra lettera già citata; i centralini sono in perfetto ordine e potranno senz'altro, salvo lievi modifiche, essere utilizzati per detta città; si prega di comunicare se l'Azienda di Stato per i Servizi Telefonici può senz'altro disporre di essi, nel qual caso si prega di dare ordini alla Teti per la relativa cessione all'Azienda medesima. 2158

IL SOTTOSEGRETARIO DI STATO

Director
D/Director
Chief Telegraphs
Chief Wires
H. Cables O
Asst. Chief Postal
Censorship
Chief Clerk

GR/PA

CROSS REFS.

FILE T.36

B/Fwd.

Date 28 MAR 1945

Declassified E.O. 12356 Section 3.3/NND No. 785015

0541

Declassified E.O. 12356 Section 3.3/NND No. 785015

91-1

HEADQUARTERS ALLIED COMMISSION
APO 394
Communications Sub-Commission

HTH/epc

T.36. 91 89.CS

30th March, 1945

SUBJECT: Military Positions for N.Italy

TO: C.S.O., L.of C., (Main)
Att: Major Taylor

1. Please see attached letter from the Under-Secretary of State for F.T.

2. Is this the same matter as has been discussed with Major Taylor recently? If so, is it an exact statement of what is now required, and of the sources from which the equipment should be obtained?

3. Would you kindly say what will be done regarding the Under-Secretary's last paragraph?

J.L.HENDERSON
Colonel,
Director.

Incl: Copy of translation of letter of 28th March, 1945

2157

see 97

Declassified E.O. 12356 Section 3.3/NND No. 785015

98-2

TRANSLATED BY SELAN.

28 March 1945

9786.7/510 - A

SUBJECT: Positions for Northern Italy.

TO : Allied Commission PP.TT. Telecomms Sub-Commission
AFO 394

The Face Company, who are preparing the two inter-urban exchanges for the Allied Command, taking material from the ex-Florence switchboards, point out that they need 109 repeating coils Mo 9037 A. Since such material is not available on the market, the Company ask whether they could take it from the frameworks of the home inter-urban exchange. They would have the following stores:

80 repeating coils taken from the ~~points~~ junctions for the ~~huts~~ "Calvine".

29 repeating coils taken from the ~~framework~~ racks for the special subscribers.

Will you please inform us if you have any objection to this.

Regarding this matter will you kindly examine the possibility of re-placing the said material, so that the efficiency of the home exchange, is not impaired.

THE UNDER SECRETARY OF STATE
FOR PP.TT.

Director	
D/Director	
Chief Telecoms	
Chief Postal	
H Q Coms O	
Asst Chief Posta	
Censorship	
Chief Clerk	

2156

CROSS REFS.	
FILE T.36	B/Fwd.

Date 29 MAR 1945

0545

Declassified E.O. 12356 Section 3.3/NND No. 785015

2 copies

91-3

TRANSLATION BY SELAN.

28th March 1945

Ref. : 978627/510 - A

SUBJECT. : Positions for Northern Italy.

TO:
ALLIED COMMISSION
POSTS AND TELECOMMUNICATIONS SUB-COMMISSION
APO 394

The Face Company, who are preparing the two inter-urban exchanges for the Allied Command, taking material from the ex-Florence switchboards, point out that they need 109 repeating coils no. 9037 A. Since such material is not available on the market, the Company ask whether they could take it from the frameworks of the Rome inter-urban exchange. They would have the following stores:

80 repeating coils taken from the joints for the huts;

29 repeating coils taken from the framework for the special subscribers.

Will you please inform us if you have any objection ~~on the matter~~. to this.

Regarding ~~In this case, may~~ this matter will you kindly examine the possibility of re-placing the said material, so that the efficiency of the Rome exchange, ~~for the future development of the service, be not reduced?~~ is not impaired

THE UNDER SECRETARY OF STATE
FOR POSTS AND TELECOMMUNICATIONS.

CROSS. REFS.	
FILE T 30	B/Fwd.

Date.....

Director .....
D/Director 2155
Chief Telecoms
Chief Postal .....
H Q Coms O .....
Asst Chief Postal .....
...ensorship .....
...hief Clerk. .....
.....
.....

0544

Declassified E.O. 12356 Section 3.3/NND No. 785015

TRANSLATION BY TELAR.

28th March 1945

91-4

Ref. : 978627/510 - A

SUBJECT. : Positions for Northern Italy.

TO:
ALLIED COMMISSION
POSTS AND TELECOMMUNICATIONS SUB-COMMISSION
APO 394

The Face Company, who are preparing the two inter-urban exchanges for the Allied Command, taking material from the ex-Florence switchboards, point out that they need 109 repeating coils no. 9037 A. Since such material is not available on the market, the Company ask whether they could take it from the frameworks of the Rome inter-urban exchange. They would have the following stores:

80 repeating coils taken from the joints for the hobs;

29 repeating coils taken from the framework for the special subscribers.

Will you please inform us if you have any objection on the matter.

In this case, may you kindly examine the possibility of re-place the said material, so that the efficiency of the Rome exchange, for the future development of the service, be not reduced?

THE UNDER SECRETARY OF STATE
FOR POSTS AND TELECOMMUNICATIONS.

2154

Mod. 9 - (A. T.)

MINISTERO DELLE ~~COMUNICAZIONI~~ POSTE E DELLE TELECOMUNICAZIONI

AZIENDA DI STATO PER I SERVIZI TELEFONICI

REPARTO 2° UFFICIO 1°

ROMA, 28 MAR. 1945

TRASM. 91-45

RISPOSTA AL N. ....

DEL ....

PROT. N. 978627/510 ALLEGATI ....

OGGETTO: Posti di lavoro per l'Italia del Nord.

ALLA COMMISSIONE ALLEATA
SOTTOCOMMISSIONE COMUNICAZIONI
R O M A

La Società FACE, la quale sta provvedendo all'approntamento di due centrali interurbane per conto del Comando Alleato dai tavoli ex Firenze, fa presente che le occorrono n.109 traslatori n.9037 A. Poichè detto materiale non viene trovato su piazza, la Società chiede di poterlo prelevare dai telai della centrale interurbana di Roma e precisamente essa vorrebbe prelevare:

80 traslatori dalle giunzioni per le cabine; 2153

29 traslatori dal telaio degli abbonati speciali.

Si prega codesta Commissione di far conoscere se nulla osti al riguardo.

Nel caso affermativo si prega codesta Commissione di voler esaminare la possibilità di un reintegro di detto materiale affinchè non resti menomata la efficienza della centrale di Roma nel futuro sviluppo del servizio.

IL SOTTOSEGRETARIO DI STATO

Director
D/Director
Chief Telecoms
Chief Postal
H Q Coms O
Asst Chief Postal
Censorship
Chief Clerk

CROSS. REFS.

Declassified E.O. 12356 Section 3.3/NND No. 785015

PROT. N. 978627/510-4 ALLEGATI .....

RISPOSTA AL N. .....

DEL .....

OGGETTO: Posti di lavoro per l'Italia del Nord.

ALLA COMMISSIONE ALLEATA
SOTTOCOMMISSIONE COMUNICAZIONI
R O M A

La Società FACE, la quale sta provvedendo all'approntamento di due centrali interurbane per conto del Comando Alleato dai tavoli ex Firenze, fa presente che le occorrono n.109 traslatori n.9037 A. Poichè detto materiale non viene trovato su piazza, la Società chiede di poterlo prelevare dai telai della centrale interurbana di Roma e precisamente essa vorrebbe prelevare:

80 traslatori dalle giunzioni per le cabine; 2153

29 traslatori dal telaio degli abbonati speciali.

Si prega codesta Commissione di far conoscere se nulla osti al riguardo.

Nel caso affermativo si prega codesta Commissione di voler esaminare la possibilità di un reintegro di detto materiale affinchè non resti menomata la efficienza della centrale di Roma nel futuro sviluppo del servizio.

IL SOTTOSEGRETARIO DI STATO

Director
D/Director
Chief Telecoms
Chief Posta
H Q Coms O
Asst Chief Posta
Censorship
Chief Clerk

GR/PA

CROSS REFS.
FILE T.36
B/Fwd.
Date 28 MAR 1945

Declassified E.O. 12356 Section 3.3/NND No. 785015

T 0547

Declassified E.O. 12356 Section 3.3/NND No. 785015

HEADQUARTERS ALLIED COMMISSION
APO 394
COMMUNICATIONS SUB-COMMISSION

HWW/ape 90

T.36.90.CS

27th March, 1945

SUBJECT: Supply of Telecomms Stores to Italian Government

TO: Under Secretary of State for F.A.T.

1. With reference to A.C.letter No T.36.CS of 2nd March, please arrange to collect from this office one box containing the following:

a. Tape, rubber, jointing, rewn, - Part No.WB 0972- 12 lbs (in coils)
b. Sleeves paper (for cable joints) no.7 - Part No.WB 2096 - 5000
c. Sleeves paper (for cable joints) no.8 - Parts No. WB 2644 - 5000

2. These form 20% of items 16 (a), 16 (b), and 16 (c) on Appendix "A" to the above reference.

3. An official receipt should be given when the material is collected, using the above designations.

J.A.HENDERSON
Colonel,
Director.

2152

0548

Declassified E.O. 12356 Section 3.3/NND No. 785015

189-1

HEADQUARTERS ALLIED COMMISSION
APO 394
Communications Sub-Commission HSB/epc

89

T.36.86.05 30th March, 1945

SUBJECT: Combined Signal Project A.F.H.Q./49

TO: C.S.O., A.F.H.Q.

1. In accordance with para. 3 of letter of 10th February, 1945 reference S-19 from G-5, A.F.H.Q. it is requested that items per inclosed list be added to Combined Signal Project A.F.H.Q./49.

2. At the time Combined Signal Project was prepared it was not possible to determine the essential needs of Italian Radio Stations since it was not known:

a. what stations would be returned to Italian control
b. when return would take place
c. what materials would be available from P.W.B.

3. The inclosed list comprises items essential to operation after making allowance for all items which can be turned over to Italians by P.W.B. or O.W.I. for the stations already returned or to be returned shortly to Italian control.

J.L. HENDERSON
Colonel,
Director.

Incl: List in duplicate of essential items.

see 13 part IV

File 101727 of 6th March

0549

Declassified E.O. 12356 Section 3.3/NND No. 785015

89-2

Qty	Item	Type	Stock Nº
	Receiving Tubes		
30	type 80	VT - 80	2580
30	6 K 7 G	VT - 86 A	256 K 7 G
20	6 C 5 G	VT - 65 A	256 C 5 G
10	6 L 7 G	VT - 87	256 L 7 G
20	6 Q 7 G	VT - 92	256 Q 7
10	6 K 8 G	VT - 16 7 A	256 L 7 G
20	6 Q 7 G	VT - 92	256 Q 7
10	6 K 8 G	VT - 167 A	256 K 8 G
10	6 K 6 G	VT - 152 A	256 K 6 G
	Transmitting Tubes		
15	42		2542
25	807	VT 100	25807
24	833		25833
24	858		25858
8	891		25891
4	866	Vt 46	2 T 46
10	869	VT 39 A	2 T 39 A
4	857 B		25857
12	Tool Equipment	T F 41 (Radio	6 R 38041
6	" "	T F 48 Repair)	6 R 38048
8	Drill sets	1 - 60	6 Q 36700.1
6	" " 1/16 to 1/2	High speed	6 Q 36701.1
150	Hacheseaw Blades	14 teeth/ 10 long	6 Q 8010 - 14
150	" "	32 teeth/ 10 long	6 Q 8010 - 32

2150

0530

Declassified E.O. 12356 Section 3.3/NND No. 785015

88

HEADQUARTERS ALLIED COMMISSION
APO 394
Communications Sub-Commission

HTM/epc

88
T.36.86.CS

29th March, 1945

SUBJECT: Stores for Italian Government - Release Order S-956A

TO: A.F.H.Q., Signal Supply (A)
Att: Major C.A.Lehnert

1. Special instructions on the above Release Order states that the equipment is already in the hands of the consignee.

2. As the consignee is this Sub-Commission, it should be pointed out that theequipment has apparently been drawn by T/3 Ellison - 3197 Signal Service Coy. who is not connected with this HQ. and the special instructions are therefore incorrect.

J.L.HENDERSON
Colonel,
Director.

219

F-6

0561

Declassified E.O. 12356 Section 3.3/NND No. 785015

87

HEADQUARTERS ALLIED COMMISSION
APO 394
Communications Sub-Commission

HTW/epc

29th March, 1945

T.36.87.CS

SUBJECT: Stores for A.C.

TO: A.D.C.S., Rome

Reference A.C. No.T.36.62.CS of 5th March, 1945.

With reference to A.C. indent No.CS1 of 3rd March, is it possible to supply at once at least a part of the Solder Tinman's mentioned in the indent, as solder is required for the repair of switchboards for emergency use. No supply is held.

J.L.HENDERSON
Colonel,
Director.

2148

see 96

0552

Declassified E.O. 12356 Section 3.3/NND No. 785015

TRANSLATION 3ELAN

MOST URGENT

186

Rome 27th March 1945

In reply to T.36.CS dated 17/3/45

Wrong date

Ref. : 977761/510-A.

SUBJECT. : Positions for Northern Italy.

With reference to para 2 of the abovementioned letter, will you please arrange, if possible, so that we can be supplied with 2 Kgs of soldering tin with colophony, necessary to the Societa Telefonica Tirrena for completing the work of installation of the Siemens inter-urban switchboards for the Milano and Genova exchanges.

We would appreciate a reply on the matter.

THE UNDER SECRETARY OF STATE
FORPOSTS AND TELECOMMUNICATIONS.

Direct
D/Director
Chief Technical
Chief Clerk
Traffic Branch O
Asst. Dir. Postal
Censorship
Chief Clerk

CROSS REFS

FILE T·36

b/fwd.

Date

217

Declassified E.O. 12356 Section 3.3/NND No. 785015

TRANSLATION FROM ITALIAN

MOST URGENT

Rome 27th March 1945

In reply to T.36.C3 dated 17/3/45

Ref. : 977761/510-A.

SUBJECT. : Positions for Northern Italy.

With reference to para 2 of the abovementioned letter, will you please arrange, if possible, so that we can be supplied with 2 Kgs of soldering tin with colophony, necessary to the Societa Telefonica Tirrena for completing the work of installation of the Siemens inter-urban switchboards for the Milano and Genova exchanges.

We would appreciate a reply on the matter.

THE UNDER SECRETARY OF STATE
FOR POSTS AND TELECOMMUNICATIONS.

Mod. 9 - (A. T.)

Translated

ROMA, 27 MAR 1945 19

MINISTERO DELLE COMUNICAZIONI
POSTE E DELLE TELECOMUNICAZIONI
AZIENDA DI STATO PER I SERVIZI TELEFONICI

REPARTO 2° UFFICIO 1°

RISPOSTA AL N. T.36/CS

PROT. N. 977761/510-A ALLEGATI

DEL 17/3/45

OGGETTO: Posti di lavoro per l'Italia del Nord.

ALLA COMMISSIONE ALLEATA
SOTTOCOMMISSIONE COMUNICAZIONI
R O M A

URGENTISSIMA

Con riferimento al punto 2 della lettera sopracitata pregasi provvedere, se possibile, a far avere allo scrivente 2 Kg. di stagno alla colofonia per saldatura, necessario alla Società Telefonica Tirrena per completare i lavori di sistemazione dei tavoli interurbani tipo Siemens per le centrali di Milano e Genova.

Sarà gradito un cenno di assicurazione.

2145

IL SOTTOSEGRETARIO DI STATO

Director
D/Director
Chief Telecoms
Chief Postal
H Q Coms O.
Asst Chief Postal
Censorship
Chief Clerk

CROSS. REFS.
FILE
B/Fwd

Declassified E.O. 12356 Section 3.3/NND No. 785015

PROT. N. 977761/510-A ALLEGATI

RISPOSTA AL N. T.36/CS

DEL 17/3/45

OGGETTO: Posti di lavoro per l'Italia del Nord.

ALLA COMMISSIONE ALLEATA
SOTTOCOMMISSIONE COMUNICAZIONI
R O M A

URGENTISSIMA

Con riferimento al punto 2 della lettera sopracitata pregasi provvedere, se possibile, a far avere allo scrivente 2 Kg. di stagno alla colofonia per saldatura, necessario alla Società Telefonica Tirrena per completare i lavori di sistemazione dei tavoli interurbani tipo Siemens per le centrali di Milano e Genova.

Sarà gradito un cenno di assicurazione.

2145

IL SOTTOSEGRETARIO DI STATO

Director	
D/Director	
Chief Telecoms	
Chief Postal	
H Q Coms O.	
Asst Chief Postal	
Censorship	
Chief Clerk.	

CROSS. REFS.	
FILE T.36	B/Fwd.

Date 27 MAR 1945

GR/PA

Declassified E.O. 12356 Section 3.3/NND No. 786015

0556

Declassified E.O. 12356 Section 3.3/NND No. 785015

185

Subject:- Ringing Machines and Associated Transformers.

413.4/10

From:- CSO L of C Italy (Main).

To :- CSO, MTOUSA (Supply Section - Attn: Lt. Colonel Lyster).

1. Reference letter T.36.75.CS of 18 March from the Director, Communications Sub-Commission, A.C. to you, copy to this office.

2. It will be recalled that it was agreed that definite allocation of FATME ringers would be made by the production board as and when major installations of switchboard and repeater equipment were imminent; it is felt that, in view of the time likely to elapse before the A.C. boards become available, a firm allocation at this time is somewhat premature. However, no objection is seen to a tentative allocation in accordance with the schedule associated with the above mentioned letter, though it might be necessary at a later date to request the Director, Communications Sub-Commission, A.C. to accept in lieu ringing machines recovered from SC-3F carrier equipments.

Brigadier,
CSO L. of C Italy.

25 March 1945.
FJLT/EV.

2144

Copy to:- CSO, L of C Italy (Advanced).
The Director, Communications Sub-Commission, A.C.
D.C.S. (Ord 13) AFHQ.

Director	
D/Director	
Chief Telecoms	
Chief Postal	
H Q Coms O.	
Asst Chief Postal	
Censorship	
Chief Clerk.	

CROSS. REFS.	
FILE T.36	B/Fwd.

Date 27 MAR 1945

0551

Declassified E.O. 12356 Section 3.3/NND No. 785015

84

HEADQUARTERS ALLIED COMMISSION
APO 394
Communications Sub-Commission

RTMB/epc

27th March, 1945

T.30.84.03

SUBJECT: Copper Wire

TO: Under-Secretary of State for P.T.

1. One hundred tons of 0.126 inches diameter copper wire will very shortly be received for use by the Italian Government and the Concessionary Companies.

2. This will be sold to the Italian Government.

3. The condition under which it is sold is that the Italian Government should give this H.Q. a plan showing in approximate fashion where the wire will be used and for what purposes.

4. Generally speaking, it would probably be a better policy to use it for repairs to damaged routes rather than to add to the circuits on an undamaged route in military use, since in many cases the military will gradually return the circuits to civilian use.

5. Would you kindly therefore submit your proposals as soon as possible. In A.M.G. areas the local officials should consult the A.C. Telecommunications officers before putting forward their ideas.

2143

J.L.Hanbury
Colonel,
Director.

Copy to: Major Hawker - Lazio Umbria Region
Major Ayre, - Toscana Region
Major Bridgeman-Southern Region

0558

Declassified E.O. 12356 Section 3.3/NND No. 785015

183

HEADQUARTERS ALLIED COMMISSION
APO 394
Communications Sub-Commission

RTWE/cpc

T.36.83.CS

24th March, 1945

SUBJECT: Rome Switchboards.

TO: Under-Secretary of State for F.T.

1. Further to A.C. letter No.T.36.79.CS of 20th March, the C.S.C. regrets that it will not be possible to release any inter-urban relay sets.

2. Eight of the positions can be released but without the associated inter-urban relay sets.

J.L.HENDERSON
Colonel,
Director.

Copy to: C.S.O., L.of C.: Your 413/4/3 of 22nd March refers. Position will be used.

2142

File

0.14

0537

Declassified E.O. 12356 Section 3.3/NND No. 785015

182

SUBJECT:- ROME INTER-URBAN BOARD.

413.4/3.

FROM:- CSO L OF C ITALY (MAIN).

TO:- THE DIRECTOR, COMMUNICATIONS SUB-COMMISSION, A.C.

see 78

1. THIS IS FURTHER TO MY LETTER OF EVEN REFERENCE AND DATED 15 MARCH.

2. THE STUDY MENTIONED IN THE SECOND PARAGRAPH OF MY LETTER SHOWS THAT WHILE 8 OF THE POSITIONS NOT NOW IN USE COULD BE RELEASED TO YOU, MILITARY REQUIREMENTS ARE SUCH THAT THE ASSOCIATED TRUNK RELAY SETS COULD NOT BE RELEASED.

3. WILL YOU PLEASE SAY IF YOU WISH TO MAKE USE OF 8 POSITIONS LESS RELAY SETS?

4. I AM EXAMINING THE PROBLEM OF FINDING ALTERNATIVE RELAY SETS WHICH MIGHT BE OF USE TO YOU.

Wm. C Buchanan

BRIGADIER,
CSO L OF C ITALY.

22 MARCH 45.
FJDT/JW

COPY:TO:- CSO 2 DISTRICT.
S.O. R.A.A.C.
C.O. 11 L OF C SIGNALS.
O.I.C. ROME FAULT CONTROL.

2141

Director
Dy/Director
Chief Telecoms
Chief Posts
A/ Dy Comm O
Asst Chief Posts
Censorship
Chief Clerk.

CROSS. REFS.	79
FILE T.36	B/rwd.

Date 24 MAR 1945

0560

Declassified E.O. 12356 Section 3.3/NND No. 785015

81-1

CONFIDENTIAL

SUBJECT: Request for Supplement to Combined Project AFHQ/9.

FROM: CSO L OF C ITALY (Adv).

See Distribution.

H.Q. 15 ARMY GROUP

TEL: FILPOT 56

X/20/39/1

20 MARCH 45

Reference this office X/20/39/1 dated 1 March 45.

1. It has been found necessary to make certain minor changes in the specifications for the two Long Distance Switchboards, now in course of rehabilitation by the firm of FACE, ROME. The Amendments necessary to the original specifications, given as Appendices "C" and "D" to the above letter, are listed herewith at Appendix "C" Supplement #1. and Appendix "D" Supplement #1. respectively.

ALEXANDER J. KOMANCSEK,
Major, Signal Corps,
for D.C.S.O. (A), L OF C., ITALY

(J.E. YOUNG) Lt.Col., R. Signals,
for Brigadier,
C.S.O., L of C. ITALY.

CFS/FAQ

DISTRIBUTION :

CSO AFHQ (2)
CSO 15 ARMY GROUP
DOS (OPD 13) AFHQ (2)
CSO L of C ITALY (Main)
CSO 1 District
CSO 2 District
Director Communications Sub-Commission AFHQ
X/3/37

2140

Director
D/Director
~~Chief Telecoms~~
Chief Postal
H Q Coms O.
Asst Chief Postal
Censorship
Chief Clerk.

CROSS REFS.
FILE T.36
Fwd.
Date 22 MAR 1945

1

181-2

APPENDIX "C" - Supplement 1

Specifications for the repairs and additions to a Civil Type Long Distance Switchboard (Standard) to be made by FACE at Rome.

1. General. This supplement covers a minor change in the specifications for an eight position Standard Long Distance Switchboard, type 92003 ex-Florence and confirms verbal instruction to FACE.

2. Detail of Changes. "Click" type busy test may be substituted for busy lamp indication as called for in the original Specification. All apparatus and circuits originally specified shall be modified as necessary to cater for this change.

- - - -

1. General. This supplement covers minor changes in the specifications for an eight position Standard Long Distance Switchboard, type 92003 ex-Florence and confirms verbal instruction to FACE.

2. Detail of Changes. "Click" type busy test may be substituted for busy lamp indication as called for in the original Specification. All apparatus and circuits originally specified shall be modified as necessary to cater for this change.

- -

APPENDIX "DD" - Supplement 1.

Specifications for the repairs and additions to a Civil Type Long Distance Switchboard (Old S.T.C.) to be made by FACE at Rome.

1. General. This supplement covers minor changes in the specifications for an eight position Standard Type Long Distance Switchboard (Old type) ex-Florence and confirms verbal instructions to FACE. The paragraph numbers and headings used below correspond to those of the original specifications.

2. Detail of Changes.

(a) Pgh 3 - Face Equipment. The arrangement of the face equipment shall be shown on FACE drawing RO 44/4 (instead of E 48A). "Click" test for busy may be substituted for busy lamp indication.

(b) Pgh 6 - Relay Racks.

60 Ring Down Long Distance Trunks per RO 44/14 modified for "Click" busy test (instead of RO 44/1).

20 Trunks outgoing to Auto exchange RO 44/2 Fig.2 modified for "Click" busy test (instead of RO 44/1).

20 Trunks incoming from Auto exchange RO 44/2 Fig.1 (instead of RO 44/1).

(c) Pgh 6 - Switchboard.

60 Ring down Long Distance Multiple RO 44/14 modified for "Click" busy test (instead of RO 44/1).

6 Cord Circuits each in 8 positions per WE1 2258 as modified to provide dialling and series blocking condensers in the T and R leads.

The dial circuit will be in accordance with FACE drawing RO 44/3.

2129

Declassified E.O. 12356 Section 3.3/NND No. 785015

0563

Declassified E.O. 12356 Section 3.3/NND No. 785015

Translation by C. Gagliardi.

21st March 1945. 180-1

Ref.No.978217/540 M

SUBJECT:- Concession of telecommunication material to the Italian Government.

see 60 see 69

We thank you for the information given with your letter T.36 of the 2nd and 17th inst.

The Azienda di Stato is ready to receive the material listed in the appendix "1" of the above letter as soon as the relative availability is communicated to it.

The material will be stored by the Azienda di Stato in ample and spacious premises, situated in the underground quarters of the Florence post office building, perfectly suitable to hold the telephonic material in question. Other material, and particularly the line material, could also be put in store in premises situated in Via Cavour 85R

The Azienda di Stato assures us further that for the use of the material, the directions given in your above letter will be strictly adhered to.

We shall be pleased to learn when and where the material can be taken delivery of, its relative price and terms of payment.

The consignee of the material must be Dott. Fulgenzio Reamo head of the inter-urban office of Florence.

US of S.

Director	
D/Director	
Chief Telecoms	
Chief Postal	
H Q., Coms O.	
Asst Chief Postal	
Censorship	
Chief Clerk.	

CROSS. REFS.	
FILE T36	B/Fwd.

2138

Date 24 MAR 1945

0564

Declassified E.O. 12356 Section 3.3/NND No. 785015

Translation by C. Gagliardi.

21st March 1945. 180-2

Ref.No.978217/540 M

SUBJECT:- Concession of telecommunication material to the Italian Government.

We thank you for the information given with your letter T.36 of the 2nd and 17th inst.

The Azienda di Stato is ready to receive the material listed in the appendix "A" of the above letter as soon as the relative availability is communicated to it.

The material will be stored by the Azienda di Stato in ample and spacious premises, situated in the underground quarters of the Florence post office building, perfectly suitable to hold the telephonic material in question. Other material, and particularly the line material, could also be put in store in premises situated in Via Cavour 85R

The Azienda di Stato assures us further that for the use of the material, the directions given in your above letter will be strictly adhered to.

We shall be pleased to learn when and where the material can be taken delivery of, its relative price and terms of payment.

The consignee of the material must be Dott. Fulgenzio Reamo head of the inter-urban office of Florence.

US of S.

2127

Mod. 9 - (A. T.)

MINISTERO DELLE POSTE E DELLE TELECOMUNICAZIONI
AZIENDA DI STATO PER I SERVIZI TELEFONICI

ROMA, 1 MAR. 1945

180-3

TRANSLATE

REPARTO 2° UFFICIO 1°

RISPOSTA AL N. T.36.CS

DEL 2/3/45 e del 17/3/45

PROT. N. 978217/540 M ALLEGATI

OGGETTO: Cessione materiale delle telecomunicazioni al Governo Italiano.

ALLA COMMISSIONE ALLEATA
SOTTOCOMMISSIONE COMUNICAZIONI
R O M A

Si ringrazia codesta Commissione della comunicazione fatta con la nota sopracitata.

L'Azienda di Stato per i Servizi Telefonici è pronta ad accogliere il materiale elencato nell'appendice "A" della lettera già detta non appena le sarà comunicata la relativa disponibilità.

2126

I materiali stessi saranno immagazzinati dall'Azienda di Stato per i Servizi Telefonici in locali ampi e spaziosi situati nello scantinato del Palazzo delle Poste e Telegrafi in Firenze, locali perfettamente idonei ad accogliere il materiale telefonico in questione. Altro materiale ed in particolare quello di linea potrà anche essere accolto in magazzini situati in via Cavour 85 R.

L'Azienda di Stato per i Servizi Telefonici assicura inoltre che per l'uso del materiale di cui è questione saranno scrupolosamente osservate le disposizioni date nella lettera sopracitata.

Si resta in attesa di conoscere quando e dove i mate-

Declassified E.O. 12356 Section 3.3/NND No. 785015

PROT. N. 978217/540 M ALLEGATI DEL 2/3/45 e del 17/3/45

OGGETTO: Cessione materiale delle telecomunicazioni al Governo Italiano.

ALLA COMMISSIONE ALLEATA
SOTTOCOMMISSIONE COMUNICAZIONI
R O M A

Si ringrazia codesta Commissione della comunicazione fatta con la nota sopracitata.

L'Azienda di Stato per i Servizi Telefonici è pronta ad accogliere il materiale elencato nell'appendice "A" della lettera già detta non appena le sarà comunicata la relativa disponibilità. 2126

I materiali stessi saranno immagazzinati dall'Azienda di Stato per i Servizi Telefonici in locali ampi e spaziosi situati nello scantinato del Palazzo delle Poste e Telegrafi in Firenze, locali perfettamente idonei ad accogliere il materiale telefonico in questione. Altro materiale ed in particolare quello di linea potrà anche essere accolto in magazzini situati in via Cavour 85 R.

L'Azienda di Stato per i Servizi Telefonici assicura inoltre che per l'uso del materiale di cui è questione saranno scrupolosamente osservate le disposizioni date nella lettera sopracitata.

Si resta in attesa di conoscere quando e dove i mate-

Declassified E.O. 12356 Section 3.3/NND No. 785015

riali stessi possano essere ritirati, quali siano i relativi prezzi e quali le modalità di pagamento.

Consegnatario dei materiali dovrà essere il dott.Fulgenzi Reamo Capo dell'Ufficio Interurbano di Firenze.

IL SOTTOSEGRETARIO DI STATO

Director
D/Director
Chief Telecomm
Chief Postal
H Q Comm O.

CROSS REFS.

Declassified E.O. 12356 Section 3.3/NND No. 785015

IL SOTTOSEGRETARIO DI STATO

Director	
D/Director	
Chief Telecomm	
Chief Postal	
H Q Comm O.	
Asst Chief Postal	
Censorship	
Chief Clerk.	

CROSS REFS.	
FILE 36	B/Fwd.

Date 21 MAR 1945

Declassified E.O. 12356 Section 3.3/NND No. 785015

0569

Declassified E.O. 12356 Section 3.3/NND No. 785015

179

HEADQUARTERS ALLIED COMMISSION
APO 394
Communications Sub-Commission

HTWM/epc

20th March, 1945

T.36.49.CS

SUBJECT: Rome Switchboards

TO: Under-Secretary of State for F.T.

1. Please see attached Memo. from C.S.C., L.or C.

2. The Memo. is in reply to a letter from this HQ. in which C.S.C. was asked to release positions and additional inter-urban relay sets for use in other towns in Italy e.g. Naples.

J.L.HENDERSON
Colonel,
Director.

Incl: Copy of letter of 15th March, 1945

2135

File

0570

Declassified E.O. 12356 Section 3.3/NND No. 785015

78

SUBJECT:- FROM INTER-URBAN BOARD.

413.4/3

FROM:- CSO L OF C ITALY (MAIN)

TO:- DIRECTOR, COMNS SUB-COMMISSION, A.C.

see 50

1. A COPY OF YOUR T.36.CS OF 16TH FEB 45 TO S.O. R.A.A.C HAS RECENTLY BEEN HANDED TO ME FOR ATTENTION.

2. THERE IS NOW IN COURSE OF PREPARATION A SCHEDULE OF TRUNK FACILITIES AVAILABLE IN THE ROME L.D. EXCHANGE AND IT IS ANTICIPATED THAT A STUDY OF THIS WILL REVEAL THAT CERTAIN EQUIPMENTS CAN BE RELEASED FOR CIVIL USE. THE PROBLEM IS, HOWEVER, COMPLICATED BY THE FACT THAT, EACH OF THE SWITCH SECTIONS WHICH ARE NOT NOW IN USE, CARRY TRUNK RELAY SETS WHICH TERMINATE WORKING CIRCUITS. A FURTHER COMMUNICATION WILL BE FORWARDED TO YOU AS SOON AS THE STUDY MENTIONED ABOVE HAS BEEN COMPLETED.

Wm C Buchanan

BRIGADIER,
CSO L OF C ITALY.

15 MAR 45.
FJDT/HWP

COPY TO:- S.O. R.A.A.C.

see 79
see 82

2124

Director	
D/Director	
Chief Telecoms	
Chief Postal	
H Q. Coms O.	
Asst Chief Postal	
Censorship	
Chief Clerk	

CROSS. REFS.	
FILE T.36	B/Fwd.

Date 17 MAR 1945

0571

Declassified E.O. 12356 Section 3.3/NND No. 785015

477

HEADQUARTERS ALLIED COMMISSION
APO 394
Communications Sub-Commission HTWN/epc

T.36.44.CS 20th March, 1945

SUBJECT: Switchboards for N.Italy - Firenze and Bologna

TO: Under-Secretary of State for F.T.

1. The only emergency switchboards for which allowance has not finally been made are those for Firenze and Bologna. Proposals for dealing with them are outlined below.

2. Firenze C.S.O., L.of C., has now handed over for civil use the following equipment. Major Ayre can identify the equipment.

a. 2 positions of new type State switchboard now at Firenze carrier station.
b. The following relay sets etc. associated with the above:
(i) 20- Trunk relay sets.
(ii) 20-Relay sets for lines to automatic plant.
(iii) Remaining plant associated with the board except the following which will be taken by C.S.O.:
(1) 150 fuses 1.5 amp. FACE 97001F
9 mountings for single fuses, FACE 97002F
6 mountings for five fuses each, FACE 97003F.

c. After completion of the two 6-positions boards for military use, at the FACE factory, there will be several skeleton positions (without relays) available for civil use.
The plant in a. and b. and c. should be used to build up a Firenze State switchboard.

3. Bologna: Some time ago, C.S.O. handed over to civil use a three position board that had been in military use at Firenze. This was supplied by a private firm there. 2133
It is suggested that immediate arrangements be made to have the board adapted for use at Bologna. Probably the only change required (if any) will be in the circuit connecting with automatic plant.
TETI engineers in Rome may be able to advise on the circuits.

File

0573

Declassified E.O. 12356 Section 3.3/NND No. 785015

4. Would you kindly say whether you agree to the above, and if so inform this HQ. as to your final arrangements regarding the board for Bologna. The latter is obviously an urgent case.

J.L.HENDERSON
Colonel,
Director.

Copy to: Major R.H.Ayre, ToscanaRegion

2132

0573

Declassified E.O. 12356 Section 3.3/NND No. 785015

76-1

HEADQUARTERS ALLIED COMMISSION
APO 394
Communications Sub-Commission

HTH/epc

T.36.75.CS

18th March, 1945

SUBJECT: Ringing Machines and Associated Transformers.

TO: A.F.H.Q. Signal Supply (A)
Att: Lt.Col.Lyster

1. The supply of ringing machines and transformers for civil CB boards is sufficient and this Memo. does not refer further to them.

2. The supply for L.D.boards is however incomplete. The original A.C.requisition includes ringing machines for 6 L.D.boards, three of which are in course of manufacture at the FATME factory, and three are under repair by TETI. Ringing plant has been allocated for the three FATME boards, but an allocation is also needed for the three TETI boards.

3. In addition, as mentioned at the last meeting of the A.F.Production Control board, and for reasons given in Memo. T.36.73.CS of 18th March from this H.Q., the 8 positions board for Milan, ordered from FATME, will be built instead from old Siemens boards. As emergency L.D. boards are badly required as reserves for seven or eight other towns, FATME has been asked to supply, instead of the Milano board, two 4 positions boards. Accordingly ringing machines and transformers will have to be allocated for them.

4. The attached schedule shows original allocations to A.C. and those now proposed. It will be observed that an effort has been made to keep down the number of machines required by the use of emergency hand generators on the smaller boards.

2171

see 85

File

0574

Declassified E.O. 12356 Section 3.3/NND No. 785015

T.36.75.C5

16 March, 1945. Continued.

176-2

5. It is requested that authority be given for the reallocations. Manufacture of five transformers is necessary.

J.L.HENDERSON
Colonel,
Director.

Copy to: (With Schedule):

Lt.Col.Jenkins, A.F.H.Q., Caserta, (Ord).
Lt.Col.Reeves, Sig.Officer, N.A.A.C.
Major Hart., F.B.S.Signal Supply
Major Taylor, C.S.O., L.of C., (Main)
Under-Secretary of State for W.T.
Director , WAR.

2150

Declassified E.O. 12356 Section 3.3/NND No. 785015

BEST COPY POSSIBLE

0576

Declassified E.O. 12356 Section 3.3/NND No. 785015

0577

Declassified E.O. 12356 Section 3.3/NND No. 785015

45

HEADQUARTERS ALLIED COMMISSION
AFO 394
Communications Sub-Commission

HTWM/epc

18th March, 1945

T.36.74.CS

SUBJECT: Emergency Switchboards for N.Italy

TO: Under-Secretary of State for P.T.

1. As agreed with your representatives and those of FATME on Friday 16th, March, the following alterations should be made to your contract with FATME for long-distance type ~~manual telephone~~ switchboards.

2. Delete the eight positions board from the contract.

3. Place a contract instead for 2 - four positions boards to the same specification except in the following particulars.

Clause 8 of specification: Each M.D.Frame will have 150 line terminations equipped with protectors, etc., and 50 unequipped.

Clause 10: Each board will be equipped as follows:

C.B.Lines	L.B.Lines	Junction Lines	Dial Lines
20 (40)	50 (60)	20 (40)	20 (20)

Both of the switchboards will beequipped with a hand-generator on each position.

4. Further particulars will be sent to you regarding ringing generators and transformers when the FATME A.F. Production Board has made an allocation.

2128

J.L.HENDERSON
Colonel,
Director.

Copy to: Director, FATME

File

10518

Declassified E.O. 12356 Section 3.3/NND No. 785015

HTM/dpc

ALCOM TOSCANA REGION FOR AYRE

3532 19 MARCH 45 ROUTINE

IN CLEAR FD

RE OUR TARE THREE SIX STROKE CHARLIE SUGAR OF SEVENTEENTH MARCH

PROVINCIAL DIRECTOR WILL NOT NOW BE IN CHARGE OF STORES ARRANGEMENTS

SINCE MOST OF STORES TELEPHONIC FD

PAREN TO ALCOM TOSCANA REGION FOR AYRE FROM HQ ALCOM CITE ACCMN PAREN

INSTEAD WILL BE FULGENZI HEAD OF AZIENDA

COMMUNICATIONS B/C

489081 Ext: 555

21.7

File T.31

0579

Declassified E.O. 12356 Section 3.3/NND No. 785015

473

HEADQUARTERS ALLIED COMMISSION
APO 394
Communications Sub-Commission

MTM/epc

T.36.73.CS

15th March, 1945

SUBJECT: Switchboards from FATME

TO: A.F.H.Q. - Signal Supply (A)
Att: Lt.Col.Lyster

1. The civilian programme for the provision of emergency L.D. switchboards up till now has been as follows:

FATME manufacture: 1-9 Position board for Milano due 10th May
1-6 " " " Torino due 9th June.
1-6 " " " Venezia due 9th June

Repair of old Siemens Boards:
1-6 " " " Genova ~~due 9th June~~.
1-4 " " " Bologna ~~due 9th June~~.
1-4 " " " Trieste ~~due 9th June~~

2. It has been found desirable to use Siemens positions for Milano, since supervisory conditions are better, and since the boards will be ready in 2 - 3 weeks.

The revised programme is shown below. The change was agreed to provisionally by the A.F.Production Control Board at its last meeting.

FATME manufacture: 1-6 positions board for Torino - due 10th May.
2-4 " boards Ericsson exchanges - due 9th June.
1-6 positions boards for Venezia due 9th June.

Repairs of old Siemens boards: (by FATME)
1-6 positions board for Genova - nearly ready.
1-4 positions board for Milano - 2 - 3 weeks
1-2 positions board for Trieste

21.6

File

0580

Declassified E.O. 12356 Section 3.3/NND No. 785015

T.56. .CS

16 March, 1945. Continued.

173-2

3. The above has been agreed to by representatives of the State FATHE and TESI. The State specification for FATHE has been revised.

The two Trieste positions will be made up from odd positions available in stores.

4. A switchboard for Bologna will be built up from the two new type positions handed over for civilian use by C.S.O., L.of C. plus a number of spare relays in Florence, and spare skeleton positions at the PACE workshop.

J.L.HENDERSON
Colonel,
Director.

Copy to: Lt.Col. Jenkins, A.F.H.Q. Sigs. (Ord.)
Lt.Col.Reeves, Signal Officer,R.A.A.F.
Major Hart. F.B.S., Signal Supply
Major Taylor, C.S.O., L.of C. (Main)

2125

0581

Declassified E.O. 12356 Section 3.3/NND No. 785015

172

SUBJECT:- SWITCHBOARDS.

413.4/3

FROM:- CSO L OF C ITALY (MAIN).

TO :- DIRECTOR, COMMUNICATIONS SUB-COMMISSION, A.C.

see 66

1. REFERENCE YOUR MESSAGE OF 10 MARCH AND CONFIRMING CONVERSATION LT COLONEL MILLAR - MAJOR TAYLOR.

2. THERE IS NO OBJECTION TO USE BEING MADE OF THE FOLLOWING MATERIAL FOR THE CONSTRUCTION OF A 4 POSITION CIVIL BOARD FOR BOLOGNA ;-

(A) 2 POSITIONS OF NEW TYPE STATE SWITCHBOARD NOW AT FLORENCE CARRIER STATION. see 71

(B) TRUNK RELAY SETS NOW AT FLORENCE CARRIER STATION (AFTER THE RECOVERY OF CERTAIN MATERIALS AS LISTED IN MY LETTER OF EVEN REFERENCE DATED 16 MARCH ADDRESSED TO MY ADVANCE OFFICE, COPY TO YOU).

(C) SWITCHBOARD POSITIONS EX-FLORENCE, NOW WITH F.A.C.E. IN ROME, AND SURPLUS AFTER COMPLETION OF THE 2 EIGHT POSITION MILITARY BOARDS NOW UNDER CONSTRUCTION BY F.A.C.E. (MY LETTER OF EVEN REFERENCE AND DATED 21 FEBRUARY REFERS). see 51

J.F.D. Taylor Maj.

16 MARCH 1945.
FJDT/ECV.

for BRIGADIER,
CSO L OF C ITALY.

2154

COPY TO:- CSO L OF C ITALY (ADV).
CSO 1 DISTRICT.

Director	
D/Director	
Chief Telecoms	
Chief Postal	
H Q Coms O	
Asst Chief Postal	
Censorship	
Chief Clerk	

CROSS REFS.	
FILE T.36	B/Fwd.

Date 17 MAR 1945

0582

Declassified E.O. 12356 Section 3.3/NND No. 785015

71

SUBJECT:- RELAY EQUIPMENT - STATE SWITCHBOARD FLORENCE.

413.4/3

FROM:- CSO L OF C ITALY (MAIN).

TO :- CSO L OF C ITALY (ADVANCED).

1. REFERENCE YOUR LETTER 1 FEB 45, X/3/9, SUBJECT AS ABOVE.

2. WILL YOU PLEASE ARRANGE FOR THE REMOVAL OF THE FOLLOWING RELAY EQUIPMENT FROM THE STATE SWITCHBOARD APPARATUS RACK AT FLORENCE.

(A) 10 TRUNK RELAY SETS
(OF THE 30 WHICH NOW REMAIN)

(B) 30 RELAY SETS FOR AUTOMATIC LINES
(OF THE 50 WHICH NOW REMAIN)

(C) 150 EA. FUSES, 1.3 AMP, FACE 97001P
9 EA. MOUNTING, SINGLE FUSE, FACE 97002P
6 EA. MOUNTING, FIVE FUSE, FACE 97003P

3. THIS EQUIPMENT SHOULD BE DELIVERED TO THE F.A.C.E. OFFICE AT 86, VIA EMILIA IN ROME.

see 72

16 MARCH 1945.
WHQ/ECV.

for BRIGADIER,
CSO L OF C ITALY.

2123

Director — COPY TO:-
D/Director
Chief Telecoms
Chief Postal
H Q Coms O
Asst Chief Postal
Censorship
Chief Clerk.

DIRECTOR, COMNS SUB-COMMISSION, A.C.
ENG. BIFFIS, F.A.C.E.
C/O LT. COL. G.A. KEITH,
C/O SIGNALMASTER, RAAC.

CROSS. REFS.	
FILE T.36	B/fwd.

Date 17 MAR 1945

0583

Declassified E.O. 12356 Section 3.3/NND No. 785015

Courtesy INFORMATION COPY

File
Internal Planning
Attached 170-1

HEADQUARTERS
MEDITERRANEAN THEATER OF OPERATIONS
UNITED STATES ARMY
APO 512

23 FEBRUARY 1945

Commanding OFFICER, PENINSULAR Base Section, APO 782
(CONSIGNOR)

TO:

Commanding OFFICER ALLIED COMMISSION Base Section, APO _____
(CONSIGNEE) COMM. SUBCOMMISSION

1. NOTICE IS HEREBY GIVEN OF THE CANCELLATION OF SIGNAL CORPS RELEASE ORDER NUMBER S-707, DATED 27 JAN 1945.

2. REASON FOR CANCELLATION IS: ITEM RELEASED IS TO BE AUTO EQUIPMENT TO BE USED BY A OF C INSTEAD OF THE ALLIED COMMISSION.

3. ALL CONCERNED WILL TAKE ACTION ACCORDINGLY.

By command of Lieutenant General McNARNEY:

1st Ind.

FROM:

TO : Commanding General, Hq. MTOUSA, APO 512, U.S. Army.

Action requested in basic communication has been accomplished.

Director
D/Director
Chief Inocoms
Chief Postal
H Q Comm O
Asst Chief Posta
Censorship
Chief Clerk

To answer telephone Sec'y

(Signature) 2122

CROSS REFS.
FILE
E/Iwd.

Date 19 FEB 1945

0584

Declassified E.O. 12356 Section 3.3/NND No. 785015

Commencement

HEADQUARTERS
MEDITERRANEAN THEATER OF OPERATIONS
UNITED STATES ARMY
APO 512

70-2

21 FEBRUARY 1945

Commanding OFFICER, PENINSULAR Base Section, APO 782
(CONSIGNOR)

TO:

Commanding OFFICER ALLIED COMMISSION Base Section, APO 794
(CONSIGNEE) CONTROL SUBCOMMISSION

1. NOTICE IS HEREBY GIVEN OF THE CANCELLATION OF SIGNAL CORPS RELEASE ORDER NUMBER S-TNV, DATED 27 JAN 1945.

2. REASON FOR CANCELLATION IS: ITEM RELEASED IS TO BE INTO EQUIPMENT TO BE USED BY A. OF C INSTEAD OF THE ALLIED COMMISSION.

3. ALL CONCERNED WILL TAKE ACTION ACCORDINGLY.

By command of Lieutenant General McNARNEY:

Jack Carter.
JACK CARTER
Captain, AGD
Asst Adjutant General

1st Ind.

FROM:

TO : Commanding General, Hq. MTOUSA, APO 512, U.S. Army.

Action requested in basic communication has been accomplished.

2121

(Signature) _____

HEADQUARTERS
17 FEB 1945
A

0587

Declassified E.O. 12356 Section 3.3/NND No. 785015

HE..D ..RTERS
..ED ITERR..N..E..N THEATER OF OPERATIONS
UNITED ST..TES ARMY
APO 512

M-0-3

17 FEBRUARY 1945

Commanding OFFICER, PENINSULAR Base Section, APO 782
(CONSIGNOR

TO:

Commanding OFFICER ALLIED COMMISSION Base Section, APO 794
(CONSIGNEE) COMM. SUBCOMMISSION

1. NOTICE IS HEREBY GIVEN OF THE CANCELLATION OF SIGNAL CORPS RELEASE ORDER NUMBER S-707, DATED 27 JAN 1945.

2. REASON FOR CANCELLATION IS: ITEM RELEASED AS TO BE AUTO EQUIPMENT TO BE USED BY U. OF C. INSTEAD OF THE ALLIED COMMISSION.

3. ALL CONCERNED WILL TAKE ACTION ACCORDINGLY.

By command of Lieutenant General McNARNEY:

JACK CARTER
Captain, AGD
Asst Adjutant General

1st Ind.

FROM:

TO : Commanding General, HQ. MTOUSA, APO 512, U.S. Army.

Action requested in basic communication has been accomplished.

(Signature) 2120

0586

Declassified E.O. 12356 Section 3.3/NND No. 785015

M-0-4

HE.D QU.RTERS
MEDITERR.. E..N THEATER OF OPERATIONS
UNITED ST..TES ARMY
APO 512

15 FEBRUARY 1945

Commanding OFFICER, PENINSULAR Base Section, APO 782
(CONSIGNOR

TO: Commanding OFFICER ALLIED COMMISSION Base Section, APO 794
(CONSIGNEE) ALLIED COMMISSION

1. NOTICE IS HEREBY GIVEN OF THE C..NCELL..TION OF SIGNAL CORPS RELE..SE ORDER NUMBER S-707, DATED 27 JAN 1945.

2. RE..SON FOR C..NCELL..TION IS: ITEM RELEASED IS TO GO INTO EQUIPMENT TO BE USED BY A. OF C INSTEAD OF THE ALLIED COMMISSION.

3. ..LL CONCERNED WILL T..KE ..CTION ..CCORDINGLY.

By command of Lieutenant Gener..l McN..RNEY:

JACK CANTER
Captain, AGD
Asst Adjutant General

1st Ind.

FROM:

TO : Commanding General, H.. MTOUSA, APO 512, U.S. Army.

..ction requested in ba..ic communication has been accomplished.

(Signature) 21 9

0587

Declassified E.O. 12356 Section 3.3/NND No. 785015

FREEDOM 141 0 30 CALLED LYSTER

0588

Declassified E.O. 12356 Section 3.3/NND No. 785015

Consignee

CALLED LYSTER 7/2 HE WILL CONSULT OLSEN AS WE DO NOT NEED.

HEADQUARTERS
MEDITERRANEAN THEATER OF OPERATIONS
UNITED STATES ARMY
OFFICE OF THE CHIEF SIGNAL OFFICER

APO 512

AUTHORIZED: O. A. LEMMERTZ
MAJOR, SIGNAL CORPS
FOR THE SIGNAL SUPPLY OFF.

170-5

RELEASE ORDER

RELEASE NO.: S-2701 DATE: 27 JANUARY 1945

TO: COMMANDING OFFICER, PENINSULAR BASE SECTION APO 782

SHIPPING ORDER NO. SIG PARCEL POST NO. SIG PICK UP

PRIORITY: URGENT HIGH ROUTINE

CONSIGNEE: ALLIED COMMISSION, COMMUNICATIONS SUBCOMMISSION, FOR F.A.C.C. MARK:

BASIS OR AUTHORITY: COMBINED SIGNAL PROJECT, AFHQ/9 SUPPLEMENT # 4

SPECIAL INSTRUCTIONS: ISSUE AS SUPPLIES NOW CHARGEABLE AGAINST AFHQ/9, SUPPLEMENT # 4.

INITIAL ISSUE

Cancelled

LINE NO.	STOCK NO.	I T E M S	Unit	Quantity	Shortage
1.	[illegible]	LAMP, SWITCHBOARD, 30V	EA	1300	
		SIGNATURE ONLY ITEM REQUIRED			
		TOTAL OF RELEASE ITEM EXCEPTED SUCH SV ARE SHIPMENT UNDER WLOL-SIG-IV-STD-F-672. DO NOT RETURN REPORT OF ACTION AS NECESSARY.			
					2118

0589

Declassified E.O. 12356 Section 3.3/NND No. 785015

69

CONFIDENTIAL

HEAD QUARTERS ALLIED COMMISSION
APO 394
Communications Sub-Commission

RTM/rm

17th March 1945.

T.36. CS.

SUBJECT: Supply of Telecommunication Stores to Italian Government.

TO : Regional Commissioner, Toscana Region. (att: Major R.H. Ayre, Telecomms Officer).

Reference this Sub-Commission memo No. T.36/CS of 2nd March 1945 to Under Secretary of State (copy to you).

1. It is found that most of the above stores will have to be drawn from Livorno depots (F.B.D.). This is convenient, as they are mainly intended for N.Italy.

2. It would be advisable for you to be present at Livorno to draw the stores, at least in the first few cases, to make necessary contacts, and to show the procedure to the Italian staff. Please assist if possible with transport. It is important to ensure that during transportation, the material is under observation in the trucks, as high prices are being fetched for some of the materials in the Black Market.

3. To save time the Provincial Director of Florence has been instructed by the Under Secretary at the request of this HQ to select a suitable depot in Florence for the stores. It may be necessary to use a TATI depot in which case the Provincial Director may ask you to give the necessary instructions to the firm. It would be preferable to place all of the stores together in one depot.

4. The stores will be the property of the Italian Government, and the Provincial Director will be responsible for their safety, and for regular inspections to ensure that they are safe. No doubt also you will check up personally on occasion. Withdrawals will be permitted only on authority of the Italian Government or of this HQ.

2117

5. Four requisitions(3 copies of each) and corresponding release notes are enclosed. All copies of the requisitions will be required by the FBD depot, but it is understood that, after showing the Release Notes, you will retain them for reference.

see 95 see 80

CONFIDENTIAL

36 part IV

0590

Declassified E.O. 12356 Section 3.3/NND No. 785015

It is necessary for accounting purposes that you obtain priced shipping tickets with the stores. In cases where the storekeeper is quite unable to quote prices, the unpriced ticket should be accepted. These tickets should be sent to this Sub-Commission. You may have to sign the PMB receipts in which case you should obtain receipts at once from the Provincial Director.

6. The Provincial Director will submit through you to the Under Secretary lists of stores received, keeping British and American items separate. The nationality is shown in the heading of the release note. The full codes, etc. of the items should be given as detailed on the release notes.

7. Stores should be drawn as early as possible as certain items are provided on a monthly basis. Delay may mean the loss of a particular month's supply. They should be prominently labelled as having been provided by AFHQ for A.C. emergency use, to prevent requisitioning by military units.

J.L. HENDERSON,
Colonel,
Director.

Enclosures: 4 Requisitions (2 copies of each).
4 Release Notes (1 copy of each).

Copy to: Lt.Col. Cumming. - Lombardia Region.
Major Hills - Veneto Region (at present Perugia)
Captain Collyer - Piemonte Region.
Under Secretary of State for FF.TT.

216

FILE

Declassified E.O. 12356 Section 3.3/NND No. 785015

Director
Chief Telecoms
Chief Postal
Comms O.
Asst. Chief Postal
Censorship
Chief Clerk

TRANSLATION BY SELAN.

10 th March 1945

TO:

ALLIED COMMISSION
POSTS AND TELECOMMUNICATIONS SUB-COMMISSION
AP 394

Ref. : 977198/510/A

SUBJECT. : Positions for Northern Italy.

With reference to your letter dated 17th February 1945 no 976626/510/4(para 3)we inform you that the Autelco Company had previously arranged for the allotment to our Undersecr tary's office of 20 pairs:of relays,in order to make available the 5 inter-urban positions of the Rome exchange.

The Face has neverthless asked the Azienda Telefonica di Stato to release 17 of the 40 aforementioned relays,necessary to complete the switchboards,which are being equipped for the Allied Military Government.

Therefore,while the Autelco is invited to immediately provide to replace the above stock of relays,we point out the above to your Sub-Commission,, in order to justify an eventual delay in the execution of the forecasted work.

THE UNDER SECR TARY OF STATE
FOR POSTS AND TELECOM UNICATIONS

CROSS. REFS.
FILE T.36 B/Fwd.
Date 10 MAR 1945

TRANSLATE !

Mod. 9 - (A. T.)

68-2

ROMA, 10 marzo 1945

MINISTERO DELLE COMUNICAZIONI
POSTE E DELLE TELECOMUNICAZIONI
AZIENDA DI STATO PER I SERVIZI TELEFONICI

REPARTO 2° UFFICIO 1°

RISPOSTA AL N.

DEL

PROT. N. 977198/510/4 ALLEGATI

OGGETTO: Posti di lavoro per l'Italia del Nord.-

Director
D/Director 9MH
Chief Telegraphs
Chief Postal
H. & Cable O.
Asst Chief Postal
Censorship
Chief Clerk.

alla COMMISSIONE ALLEATA
SOTTOCOMMISSIONE COMUNICAZIONI
Via Veneto ROMA

In riferimento alla lettera di codesta Sotto-Commissione in data 17 febbraio u.s. n° 976626/510/4 (punto 3) si comunica a codesta Sotto-Commissione medesima che la Società Autelco aveva già predisposto per la fornitura alla scrivente di n° 20 coppie di relè per il lavoro di liberazione dei 5 posti interurbani della centrale di Roma.

La Face tuttavia ha richiesto all'Azienda Telefonica di Stato di cederle 17 dei 40 relè suddetti indispensabili per completare i tavoli in corso di sistemazione per l'A.M.G.

Pertanto, mentre si invita l'Autelco a provvedere immediatamente a reintegrare la partita di relè, si segnala quanto sopra a codesta Sotto-Commissione per giustificare l'eventuale ritardo nella esecuzione dei lavori già progettati.

IL SOTTOSEGRETARIO DI STATO

CROSS REFS
FILE 76

Declassified E.O. 12356 Section 3.3/NND No. 785015

REPARTO 2° UFFICIO 1°

RISPOSTA AL N. .....

PROT. N. 977198/510/4 ALLEGATI .....

DEL .....

OGGETTO: Posti di lavoro per l'Italia del Nord.-

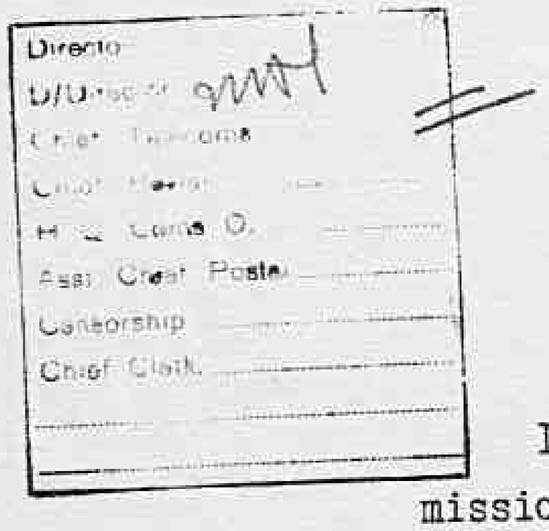

alla COMMISSIONE ALLEATA
SOTTOCOMMISSIONE COMUNICAZIONI
Via Veneto ROMA

In riferimento alla lettera di codesta Sotto-Commissione in data 17 febbraio u.s. n° 976626/510/4 (punto 3) si comunica a codesta Sotto-Commissione medesima che la Società Autelco aveva già predisposto per la fornitura alla scrivente di n° 20 coppie di relè per il lavoro di liberazione dei 5 posti interurbani della centrale di Roma.

La Face tuttavia ha richiesto all'Azienda Telefonica di Stato di cederle 17 dei 40 relè suddetti indispensabili per completare i tavoli in corso di sistemazione per l'A.M.G.

Pertanto, mentre si invita l'Autelco a provvedere immediatamente a reintegrare la partita di relè, si segnala quanto sopra a codesta Sotto-Commissione per giustificare l'eventuale ritardo nella esecuzione dei lavori già progettati.



IL SOTTOSEGRETARIO DI STATO

Declassified E.O. 12356 Section 3.3/NND No. 785015

0594

Declassified E.O. 12356 Section 3.3/NND No. 785015

Translation by C. Caglieddi.

Ref.No.S/15.3/31492.

15th March 1945. 167.

SUBJECT:- Telecommunication materials.

see 60

1. - We thank you very much for the assignment of the telecommunication materials, as per your letter T.36. CS. of the 2nd inst.

This Ministero is in full agreement with what is indicated by you.

2. - The material will be received by the Azienda di Stato per i Servizi Telefonici.

3. - We await to learn when and where the materials can be taken delivery of.

USof S.

Director
D/Director
Chief Telecoms
Chief Posts
H Q Comm O
Asst Chief Posts
Censorship
Chief Clerk.

21-3

CROSS. REFS.
FILE T.36
B/Fwd.
Date 16 MAR 1945

Declassified E.O. 12356 Section 3.3/NND No. 785015

Translation by C. Carlotti.

67-2

Ref.No.3/35.3/3492.

15th March 1945.

SUBJECT:- Telecommunication materials.

1. - We thank you very much for the assignment of the telecommunication materials, as per your letter T.3b. 03. of the 2nd inst.

This Ministero is in full agreement with what is indicated by you.

2. - The material will be received by the Azienda di Stato per i Servizi Telefonici,

3. - We await to learn when and where the materials can be taken delivery of.

Ufficio S.

21:2.

MINISTERO POSTE E TELECOMUNICAZIONI

SOTTOSEGRETARIATO DI STATO
SEGRETERIA

Postgen Telecomunicazioni

Prot. N° S/15-3/31492

R.sposta al foglio N. T. ~~35708~~ 36.05

del 2 marzo 1945

Allegati

OGGETTO Materiali per telecomunicazioni.

Roma, 15 [illegible] 1945

ALLA COMMISSIONE ALLEATA
Posts and Telecommunications
Sub-Commission
R O M A

1° - Si porgono i più sentiti ringraziamenti per la cessione di materiali per telecomunicazioni, di cui al foglio in riferimento.

Questo Ministero è in pieno accordo con quanto indicato al riguardo di codesta Commissione.

2° - Il materiale verrà ricevuto dall'Azienda di Stato per i Servizi Telefonici.

3° - Si resta in attesa di conoscere quando e dove il materiale dovrà essere prelevato.

IL SOTTOSEGRETARIO DI STATO

Director
Dir. Director
Chief Telecom
Chief Posts
Asst. Chief Comm. C
Asst. Chief Posts

CROSS REFS.
FILE
S/Fwd.

Declassified E.O. 12356 Section 3.3/NND No. 785015

Prot. N° 8/18-8/31492

Risposta al foglio N. T. ~~35 C 3~~ 36.C5

del 2 marzo 1945

Allegati

OGGETTO Materiali per telecomunicazioni.

ALLA COMMISSIONE ALLEATA
Posts and Telecommunications
Sub-Commission

R O M A

1° - Si porgono i più sentiti ringraziamenti per la cessione di materiali per telecomunicazioni, di cui al foglio in riferimento.

Questo Ministero è in pieno accordo con quanto indicato al riguardo di codesta Commissione.

2° - Il materiale verrà ricevuto dall'Azienda di Stato per i Servizi Telefonici.

3° - Si resta in attesa di conoscere quando e dove il materiale dovrà essere prelevato.

IL SOTTOSEGRETARIO DI STATO

Director
D/Director
Chief Telecomm
Chief Radio
Int. Ch. Comm. O
Asst. Chief Postal
Censorship
Chief Clerk

CROSS REFS.
FILE T. 36
S/Fwd.
16 MAR 1945
Date

Declassified E.O. 12356 Section 3.3/NND No. 785015

0595

Declassified E.O. 12356 Section 3.3/NND No. 785015

Co H = Tom
Lt Col S = Ippoli

T.36/CS

166

Telephone Conversation Major Taylor - 15th March, 1945

1. Re our note asking for positions of inter-urban relay sets from Rome, C.S.O., L.of C. will probably release 8 positions shortly.

2. We can use Florence positions (at Florence now) for Bologna plus spare skeleton boards now at FACE.

H.T.W.MILLAR
Lt.Col.

15/3/45

We 72

2109

File

File T36/65

165

EMERGENCY MANUAL BOARDS
REVISED PROPOSALS.

1. Siemens Boards: The Siemens boards (old type) held by TETI are suitable for operation with "A" type Siemens exchanges (e.g. Genova, Milano, etc). The TETI have sufficient equipment to provide.

1 - 6 position board for Genova
1 - 8 " " " Milano

The first is almost ready. A meeting was held with TETI and State representatives, and TETI will complete Milano board in 2-3 weeks.

The original intention was to use the 8 Milano positions for Trieste and Bologna if possible, but there are considerable supervision difficulties. The early preparation of the board for Milano is a useful feature.

Two Trieste positions will be prepared by TETI using one of the emergency positions intended for Savona (leaving 1) and one of the Spezia emergency positions (leaving 2).

2. FATME BOARDS: The result of the above will be that no board is available for Bologna, while 8 boards due for delivery in May by FATME, for Milano, will not now be required for that particular purpose. FATME's other boards are 6 for Torino and 6 for Venice.

It is proposed to ask FATME to make the following changes in their programme.

Original Schedule: (1) 8 positions - Milano - May 10 (Siemens & HalsKe A)
(2) 6 " - Torino - June 9 (do)
(3) 6 " - Venezia - June 9 (Ericsson)

Proposed Schedule: (1) 6 positions - Torino - May 10 (Siemens & HalsKe A)
(2)4 positions } Two boards to operate with Ericsson.
(3) 4 positions } auto exchanges suitable for one of the following: Alessandria, Bergamo, Cremona, Brescia, Padova, Verona, (to be ready on June 9 ~~Ericsson.~~)
(4) 6 positions - Venezia - June 9 (Ericsson)

21-0

The advantages are as follows: Other than Milano, Torino and Genova, most of the important exchanges are of the Ericsson type. The above will provide an emergency supply of three Ericsson boards. Moreover if will probably be possible to use them at Naples or Palermo if not required in the North. This can be investi-

Declassified E.O. 12356 Section 3.3/NND No. 785015

and State representatives, and TETI will complete [illegible] in 2-3 weeks.

The original intention was to use the 8 Milano positions for Trieste and Bologna if possible, but there are considerable supervision difficulties. The early preparation of the board for Milano is a useful feature.

Two Trieste positions will be prepared by TETI using one of the emergency positions intended for Savona (leaving 1) and one of the Spezia emergency positions (leaving 2).

2. FATME BOARDS: The result of the above will be that no board is available for Bologna, while 8 boards due for delivery in May by FATME, for Milano, will not now be required for that particular purpose. FATME's other boards are 6 for Torino and 6 for Venice.

It is proposed to ask FATME to make the following changes in their programme.

Original Schedule: (1) 8 positions - Milano - May 10 (Siemens & HalsKe A)
(2) 6 " - Torino - June 9 (do)
(3) 6 " - Venezia - June 9 (Ericsson)

Proposed Schedule: (1) 6 positions - Torino - May 10 (Siemens & HalsKe A)
(2) 4 positions } Two boards to operate with Ericsson.
(3) 4 positions } auto exchanges suitable for one of the following: Alessandria, Bergamo, Cremona, Brescia, Padova, Verona, (to be ready on June 9 ~~Ericsson~~.)
(4) 6 positions - Venezia - June 9 (Ericsson)

The advantages are as follows: Other than Milano, Torino and Genova, most of the important exchanges are of the Ericsson type. The above will provide an emergency supply of three Ericsson boards. Moreover if will probably be possible to use them at Naples or Palermo if not required in the North. This can be investigated with FATME.

3. BOLOGNA BOARD: The only difficulty is that of obtaining a board quickly for Bologna.

CSO L of C has already realesed two Florence positions which could be adopted for use at Bologna. In addition there may be enough relay equipment as well as position woodwork, etc. to form two other positions. It is proposed to enquire from Major Taylor as to the state of affairs at FACE. If may be possible to get a ~~form~~ TOUT position board made up there.

[signature]
10/3/45

Declassified E.O. 12356 Section 3.3/NND No. 785015

164-1

CONFIDENTIAL

SUBJECT: Request for Supplement to Combined Project AFHQ/9.

SG 15 ARMY GROUP

TEL: FILPOT 56

FROM: CSO L of C ITALY (Adv).

X/20/39/1

See Distribution.

1 March 45.

For BOLOGNA, MESTRE and GENOA long distance military switchboards it is proposed to make use of rehabilitated and modified civil type switchboards, and it is considered that these should be obtained on a Combined Project basis. The matter has been discussed with the Wire Division (Lt.Col.BECK) and DOS (Ord 13)(Lt.Col.JENKINS) who concur in this proposal.

The switchboards concerned are :

Original Location	Owner	Proposed Location	No. of Positions
LEGHORN	TETI	BOLOGNA	8
FLORENCE	State	MESTRE (Venice)	8 ∅
FLORENCE	State	GENOA	8

∅ This switchboard was originally planned as a 6 position board, but as the type of board concerned can be equipped with only a small number of cord circuits, it is anticipated that 8 positions will be required to carry the load.

The civil switchboards were incomplete and in some instances were of little more than scrap value, and arrangements have been made for the firm of FACE to bring the switch sections into a condition suited to military usage. In the case of the first-mentioned board this work has now been completed.

It is requested that a supplement be issued to Combined Project AFHQ/9 to authorise the following :

1. Purchase of switch sections and associated equipment as listed at Appendix "A" from the original owner. This list comprises all materials required from Italian sources other than State owned material, which it is proposed to use in territory outside the concessionary area of the original owner.

2. Rehabiliation and modification of the switch sections and relay equipments by FACE to meet military requirements. Engineering specifications for each of the three boards are attached at Appendices "B", "C", and "D". Reference Appendix "B" (BOLOGNA switchboard ex LEGHORN). An invoice for work performed and material supplied by FACE has already been submitted to CSO AFHQ. This office letter F/20/23 dated 2 Feb 45 and CSO L of C ITALY [illegible]/3 dated 7 Feb 45 refer. Reference Appendices "C" & "D"

Declassified E.O. 12356 Section 3.3/NND No. 785015

For BOLOGNA, MESTRE and GENOA long distance military switchboards it is proposed to make use of rehabilitated and modified civil type switchboards, and it is considered that these should be obtained on a Combined Project basis. The matter has been discussed with the Wire Division (Lt.Col.BECK) and DOS (Ord 13)(Lt.Col.JENKINS) who concur in this proposal.

The switchboards concerned are :

Original Location	Owner	Proposed Location	No. of Positions
LEGHORN	TETI	BOLOGNA	8
FLORENCE	State	MESTRE (Venice)	8 ø
FLORENCE	State	GENOA	8

ø This switchboard was originally planned as a 6 position board, but as the type of board concerned can be equipped with only a small number of cord circuits, it is anticipated that 8 positions will be required to carry the load.

The civil switchboards were incomplete and in some instances were of little more than scrap value, and arrangements have been made for the firm of FACE to bring the switch sections into a condition suited to military usage. In the case of the first-mentioned board this work has now been completed.

It is requested that a supplement be issued to Combined Project AFHQ/9 to authorise the following :

1. Purchase of switch sections and associated equipment as listed at Appendix "A" from the original owner. This list comprises all materials required from Italian sources other than State owned material, which it is proposed to use in territory outside the concessionary area of the original owner.

2. Rehabiliation and modification of the switch sections and relay equipments by FACE to meet military requirements. Engineering specifications for each of the three boards are attached at Appendices "B", "C", and "D". Reference Appendix "B" (BOLOGNA switchboard ex LEGHORN). An invoice for work performed and material supplied by FACE has already been submitted to CSO AFHQ. This office letter F/20/23 dated 2 Feb 45 and CSO L of C ITALY (Main) letter 413.4/3 dated 7 Feb 45 refer. Reference Appendices "C" & "D" it is requested that orders be placed with FACE for the work to be carried out. Pending receipt of these orders, FACE have commenced work in accordance with advance copies of the specifications.

.....2 / Use of

Director
D/Director
Chief Telecoms
Chief Postal
H Q. Coms O.
Asst. Chief Postal
Censorship
Chief Clerk

CROSS. REFS.
FILE T.36
B/Fwd.
Date 4/3/45.

Declassified E.O. 12356 Section 3.3/NND No. 785015

3. Use of the State owned material listed in Appendix "C" for military requirements at the places shown.

4. Use of the material listed in Appendix "H" for military requirements at the places shown. This material is the property of commercial company employees, which it is proposed to use within the area of the company concerned. It is not, therefore, considered necessary to purchase this material.

5. Provision to FACE from military sources the equipment listed at Appendix "E". This data cannot be considered as absolutely firm as, prior to the modification work being carried out, it is not practicable to determine every detail of equipment requirements; the schedules are, however, considered to be sufficiently accurate for stores planning purposes.

6. Provision of materials listed at Appendix "F" in order to complete the installations at the places shown.

It is confirmed that the materials involved are required for installations to be employed jointly by American and British forces.

Plato S. Rhyne

PLATO S. RHYNE,
Lt. Col., Signal Corps,
D.C.S.O.(A) L of C ITALY.

(J.E. YOUNG) Lt.Col., R. Signals,
for Brigadier,
C.S.O., L of C ITALY.

CES/CJT

DISTRIBUTION :

CSO AFHQ (2) (with one set of diagrams)
CSO 15 Army Group
DOS (Ord 13) AFHQ (2)
CSO L of C ITALY (Main)
CSO 1 District
CSO 2 District
Director Communications Sub Commission AC. ✓
3/3/37

217

Declassified E.O. 12356 Section 3.3/NND No. 785015

64.3

Appendix "A"

Request that the following material be purchased from TELEFONICA TIRRENA Society (TIRTI) :

Four positions (two seated) equipped with :

8	Operator circuits (less head and breast sets)
74	Cord circuits
6	" " for trunk subscribers. (Two of these circuits lack repeating coils 2037A)
24	Jack strips number 1 plus 20
16	" " " 21 " 40
4	" " " 41 " 60
4	" " not numbered
30	Line lamp strips
24	Busy lamp strips
220	Lamps, switchboard, 48v
430	" " 24v
273	White lamp caps
200	Green lamp caps
8	Dials

One supervisory position (one seated) equipped with :

1	Operators circuit (less head and breast set)
6	Cord circuits
1	Dial
5	Jack strips number 1 plus 20
1	" " " 41 " 60
6	" " not numbered
6	Busy lamp strips

Two relay bays equipped with :

40	Tall circuit links (two of these lack the line relay 70210)
120	Resistances 850 plus 300 ohm
6	Fuse slate panels
4	Terminal strips 60 x 4
1	Fuse alarm panel

2106

Declassified E.O. 12356 Section 3.3/NND No. 785015

Declassified E.O. 12356 Section 3.3/NND No. 785015

BEST COPY POSSIBLE

64-4

Declassified E.O. 12356 Section 3.3/NND No. 785015

64-5

Appendix "C".

Specification for the repairs and additions to a Civil type Long Distance Switchboard (Standard) to be made by FACE at Rome.

1. GENERAL. This specification covers the repair and testing of an eight position Standard Long Distance Switchboard, type 92003 ex-Florence. This also confirms all previous verbal instructions to FACE.

2. Apparatus involved:-
(a) FACE will furnish or repair:-
(i) Switchboard Sections, rear doors, cable turning or end sections.
(ii) Cords and cord circuit equipment.
(iii) Operators Telephone circuit equipment.
(iv) Pilot, Fuse Alarm, and night alarm circuit equipment.
(v) Lamp strips, Jacks, designation strips, Lamp caps, and blank spaces for the face of the switchboard.
(vi) Relay bays.
(vii) Fuse Panels to provide adequate fusing of all circuits.
(viii) Relays, condensers, transformers as required for all circuits specified below.
(ix) Switchboard cable and wire except as listed below.
(b) As soon as possible FACE will submit a list of equipment which they are unable to provide. This list will be presented to CSO L of C Italy through Lt. Colonel MILLAR of A.C., Communication Sub-Commission.
(c) Batteries, Rectifiers, Power distribution panels will be furnished from Military sources.
(d) Ringing Supply Generators, and Transformers will be supplied by the Military from other sources.

3. Face Equipment. All jack and lamp circuits will be multiplied on a two position basis with one complete appearance of all lines and trunks in each two positions; the arrangement will be similar to that shown on RD 48/1. All line lamps will be provided with white lamp caps or opals. The busy lamps will be provided with the strip type which allows the light to shine through a hole in the metal and illuminating the paper designation strip inserted therein. All multiple cable will be made up and soldered to the jacks and lamps. These will be packed securely in boxes to prevent damage.

4. Relay Racks. FACE will make up the necessary relay racks not to exceed a height of 8 feet 6 inches. The width will be such as will accommodate the "Standard" type mounting plate. The fuse panels will be located on these relay racks. The fuse panels will be made up as either double row or single row to mount the Western Electric Company 35A or similar type Standard Telephone and Cable Ltd fuse. There will be an alarm bar and an alarm lamp on each panel. The rear of the fuse panel will accommodate the positive or ground bar equipped with terminal fumishings. The relay equipment will be arranged on these racks to allow for a possible 50% increase in circuits at a future date. FACE will provide a relay rack equipment drawing. Switchboard cable between the relay rack and IDF and Relay and first multiple appearance at the switchboard will be furnished in bulk, two thousand feet (2000) of twenty pair (20) or its equivalent will be reqired.
5. The switchboard and relay racks will be wired and equipped as follows:-
RELAY RACKS.
80 Ringdown Long Distance Trunks per CT10787 and CT10728.
30 Trunks Outgoing to Automatic Exchange per CT10330 as modified by CSO L of C Italy (Main) drawing E 43A.
30 Trunks Incoming from Automatic Exchange per CT10735 as modified by

Declassified E.O. 12356 Section 3.3/NND No. 786015

2. Apparatus involved:-

(a) FACE will furnish or repair:-

(i) Switchboard Sections, rear doors, cable turning or end sections.
(ii) Cords and cord circuit equipment.
(iii) Operators Telephone circuit equipment.
(iv) Pilot, Fuse Alarm, and night alarm circuit equipment.
(v) Lamp strips, Jacks, designation strips, Lamp caps, and blank spaces for the face of the switchboard.
(vi) Relay bays.
(vii) Fuse Panels to provide adequate fusing of all circuits.
(viii) Relays, condensors, transformers as required for all circuits specified below.
(ix) Switchboard cable and wire except as listed below.

(b) As soon as possible FACE will submit a list of equipment which they are unable to provide. This list will be presented to CSO L of C Italy through Lt. Colonel MILLAR of A.C., Communication Sub-Commission.

(c) Batteries, Rectifiers, Power distribution panels will be furnished from Military sources.

(d) Ringing Supply Generators, and Transformers will be supplied by the Military from other sources.

3. Face Equipment. All jack and lamp circuits will be multiplied on a two position basis with one complete appearance of all lines and trunks in each two positions; the arrangement will be similar to that shown on RO 48/4. All line lamps will be provided with white lamp caps or opals. The busy lamps will be provided with the strip type which allows the light to shine through a hole in the metal and illuminating the paper designation strip inserted therein. All multiple cable will be made up and soldered to the jacks and lamps. These will be packed securely in boxes to prevent damage.

4. Relay Racks. FACE will make up the necessary relay racks not to exceed a height of 8 feet 6 inches. The width will be such as will accommodate the "Standard" type mounting plate. The fuse panels will be located on these relay racks. The fuse panels will be made up as either double row or single row to mount the Western Electric Company 35A or similar type Standard Telephone and Cable Ltd fuse. There will be an alarm bar and an alarm lamp on each panel. The rear of the fuse panel will accommodate the positive or ground bar equipped with terminal panelings. The relay equipment will be arranged on these racks to allow for a possible 50% increase in circuits at a future date. FACE will provide a relay rack equipment drawing. Switchboard cable between the relay rack and IDF and Relay and first multiple appearance at the switchboard will be furnished in bulk, two thousand feet (2000) of twenty pair (20) or its equivalent will be required.

5. The switchboard and relay racks will be wired and equipped as follows:-

RELAY RACKS.

80 Ringdown Long Distance Trunks per CT10787 and CT10728.
30 Trunks Outgoing to Automatic Exchange per CT10730 as modified by CSO L of C Italy (Main) drawing E 43A.
30 Trunks Incoming from Automatic Exchange per CT10735 as modified by CSO L of C Italy (Main) drawing E 43A.
40 Local Subscribers line circuit per CT10730 as modified by CSO L of C Italy (Main) drawing E 44A.
1 Fuse Alarm circuit per CT10446 figure 1, 3a, 4, 5, and 6.
30 Trunks to C.B. Local Manual Switchboards. Per CSO L of C Italy drawing E 42A figure 1.

Declassified E.O. 12356 Section 3.3/NND No. 785015

Declassified E.O. 12356 Section 3.3/NND No. 785015

b1-b

SWITCHBOARDS.

80 Kingdown L.D. Multiple per CT10728.
30 Outgoing to Auto Multiple per CT10380 as modified by CSO L of C Italy (Main) drawing E 434.
30 Incoming from Auto Multiple per CT10735 as modified by CSO L of C Italy (Main) drawing E 435.
40 Local Subscribers line Multiple per CT10730 as modified by CSO L of C Italy (Main) drawing E 444.
30 C.B. local Manual Multiple per CSO L of C Italy (Main) drawing E 424 figure 2.
6 Cord circuits each in position 1-8 per CT10727 figure 1 (equip with Siemens dial).
1 Position circuit each in position 1-8 per CT10727 figures 2, 3, 4, and 7.

Note:- The Interpositions wiring shown on figure 4 need not be installed.
The dial will be for Siemens automatic systems.

1 Fuse Alarm circuit each in position 1-8 per CT10446 figure 2.
1 Fuse Pilot circuit per CT10446 figure 3.
1 Pilot Alarm circuit each in positions 1-8 per CT10738 figure 3.
1 Audible Alarm circuit per CT10738 figure 2.

All circuits will be tested and in proper operating condition. All relays will be adjusted in accordance with accepted standards.

2103

Declassified E.O. 12356 Section 3.3/NND No. 785015

64-7

Appendix "D"

Specification for the repairs and additions to a Civil Type Long Distance Switchboard (Old S.T.C.) to made by F.A.C.E. at ROME.

1. General. This specification covers the repair and testing of an eight position Standard Long Distance Switchboard (old type) at ROMMOR. This also confirms all previous verbal instructions to FACE. (This was originally planned as a six position switchboard.)

2. Apparatus Involved.

(a) FACE will furnish or repair:-

(i) Switchboard Sections, rear doors, cable turning or end sections for each end.
(ii) Cords and Cord circuit equipment.
(iii) Operators Telephone circuit equipment.
(iv) Pilot, Fuse Alarm, night alarm circuit equipment.
(v) Lamp strips, jacks, designation strips, lamp caps, and apparatus for the face of the switchboard.
(vi) Relay Bays.
(vii) Fuse Panels.
(viii) Relays, condensers, transformers as required for all circuits specified below.
(ix) Switchboard cable and wire except as listed in Appendix "B".

(b) As soon as possible FACE will submit a list of the equipment which they are unable to provide. This list will be presented to the C30 L of C ITALY through Lt-Colonel Miller of A.C., Communications Sub-Commission.

(c) Batteries, Rectifiers, Power Distribution panels will be furnished from Military Sources.

(d) Ringing Supply Generators, and Transformers will be supplied by the Military from other sources.

3. Face Equipment. All jack and lamp circuits will be multiplied on 2 two position basis with one complete appearance of all lines and trunks in each 2 positions. The arrangement of the face equipment will be as shown on E 48A. All line lamps will be furnished with white lamp caps or opals. The busy lamps will be equipped with the strip type which allows the light to show through a small hole and be visible on the paper designation strip. All multiple cables will be made up and soldered to the jack and lamp strips. The completed multiple will be packed securely in boxes to prevent damage. Apparatus blanks will be supplied for the portion of the face equipment which is not filled with jacks or lamp strips etc.

4. Switchboard General. The switchboard will be provided with all doors, and two cable turning sections, one for each end. The interurban or toll line relay equipment that is now located in the switchboard will be removed. All toll line relay equipment will be located on relay rack. Each position will be equipped with a dial. All circuits will be tested and in proper operating condition. All relays will be adjusted in accordance with accepted standards.

[illegible] will provide the necessary relay racks not to exceed [illegible] will accomodate

1. General. This specification covers the [illegible] eight position Standard Long Distance Switchboard (old type) also confirms all previous verbal instructions to FACE. (This was originally planned as a six position switchboard.)

2. Apparatus Involved.

(a) FACE will furnish or repair:-

(i) Switchboard bottoms, wire ducts, cable turning or end sections for each end.
(ii) Jacks and Cord circuit equipment.
(iii) Operators Telephone circuit equipment.
(iv) Pilot, Fuse Alarm, night alarm circuit equipment.
(v) Lamp strips, jacks, designation strips, lamp caps, and apparatus for the face of the switchboard.
(vi) Relay Keys.
(vii) Fuse Panels.
(viii) Relays, condensers, transformers as required for all circuits specified below.
(ix) Switchboard cable and wire except as listed in Appendix "E".

(b) As soon as possible FACE will submit a list of the equipment which they are unable to provide. This list will be presented to the CSO 1, of C ITALY through Lt-Colonel Miller of A.C., Communications Sub-Commission.

(c) Batteries, Rectifiers, Power Distribution panels will be furnished from Military Sources.

(d) Ringing Supply Generators, and Transformers will be supplied by the Military from other sources.

3. Face Equipment. All jack and lamp circuits will be multiplied on a two position basis with one complete appearance of all lines and trunks in each 2 positions. The arrangement of the face equipment will be as shown on E 45A. All line lamps will be furnished with white lamp caps or opals. The busy lamps will be equipped with the strip type which allows the light to show through a small hole and be visible on the paper designation strip. All multiple cables will be made up and soldered to the jack and lamp strips. The completed multiple will be packed securely in boxes to prevent damage. Apparatus blanks will be supplied for the portion of the face equipment which is not filled with jacks or lamp strips etc.

4. Switchboard General. The switchboard will be provided with all doors, and two cable turning sections, one for each end. The interurban or toll line relay equipment that is now located in the switchboard will be removed. All toll line relay equipment will be located on relay rack. Each position will be equipped with a dial. All circuits will be tested and in proper operating condition. All relays will be adjusted in accordance with accepted standards.

5. Relay Racks. FACE will provide the necessary relay racks not to exceed a hight of 8 feet 6 inches (8' 6"). The width will be such as will accomodate the "Standard" type mounting plate. All relay equipment associated with trunk equipment will be located on relay rack. Fuse panels together with associated Alarm be located either on relay rack or in the switchboard which ever is the most convenient. The fuse panels will be made up as either single or double rows of fuses. They shall accomodate the Western Electric 35A or similar type fuse. There will be an alarm bar and alarm lamp on each panel. The fuse panel will accommodate the positive or ground bar equipped with terminal punchings. The relay equipment will be arranged on the racks to allow for a 30% increase in circuits at a future date. FACE will furnish a relay rack equipment diagram.

6.....sheet 2.

Declassified E.O. 12356 Section 3.3/NND No. 785015

6. The switchboard and relay racks will be wired and equipped as follows:-

Relay Racks.

60 Ring Down Long Distance Trunks per Bo 44/1

20 trunks outgoing to Auto exchange Bo 44/1 less line lamps.

20 trunks incoming from Auto exchange Bo 44/1 less busy lamp.

40 Local Subs Line ckt per E 44A and of OT10739

20 trunks to C.B. Local Manual per E 42A.

1 Fuse Alarm, OT10446 figure 1, 3, 4, 5 and 6.

Switchboard.

60 Ring Down Long Distance Multiple, Bo 44/1.

20 Outgoing to Auto multiple, Bo 44/1 less line lamp.

20 Incoming from Auto multiple, Bo 44/1 less busy lamp.

40 Local Subs Line multiple, E 44A.

20 Trunks to C.B. Local Manual Swbd. multiple E 42A.

6 Cord Circuits each in 6 positions per WE 1 2298 as modified to provide dialling.

1 Pilot Alarm and Night Alarm per OT 10738 figure 3.

1 Audible Alarm ckt. per OT10738 figure 2 A.C. bell.

1 Operators Telephone ckt. (pos 1-6) per 2399.

The dial ckt. will provide short and open impulse. A dial key will be provided to place the dial across the T and R and allow the operator to hear the dial tone. When the dial is moved off normal the operators receiver will be disconnected from the T and R. Per 2399 as modified.

7. Four copies of the following drawings will be furnished with the completed switchboard:-

Relay Rack equipment drawing.
WE I 2298
WE I 2399
OT 10738 and C 10750

...ade up or used in connection with this switchboard.

Declassified E.O. 12356 Section 3.3/NND No. 785015

Relay Racks.

60 Ring Down Long Distance Trunks per RD 44/1

20 Trunks Outgoing to Auto exchange RD 44/1 less line lamps.

20 Trunks Incoming from Auto exchange RD 44/1 less busy lamp.

40 Local Subs Line ckt per S 444 end of CT10730

20 Trunks to C.B. Local Manual per S 42A.

1 Fuse Alarm, CT10446 figure 1, 3a, 4, 5 and 6.

Switchboard.

60 Ring Down Long Distance Multiple, RD 44/1.

20 Outgoing to Auto multiple, RD 44/1 less line lamp.

20 Incoming from Auto multiple, RD 44/1 less busy lamp.

40 Local Subs Line multiple, S 444.

20 Trunks to C.B. Local Manual Subd. multiple S 42A.

6 Cord Circuits each in 6 positions per WE 1 2259 as modified to provide dialling.

1 Pilot Alarm and Night Alarm per CT 10738 figure 3.

1 Audible Alarm ckt. per CT10738 figure 2 A.C. bell.

1 Operators Telephone ckt. (pos 1-6) per 2569.

The dial ckt. will provide short and open impulses. A dial key will be provided to place the dial across the T and R and allow the operator to hear the dial tone, when the dial is moved off normal the operators receiver will be disconnected from the T and R. Per 2599 as modified.

7. Four copies of the following drawings will be furnished with the completed switchboard:-

Relay Rack equipment drawing.
WE I 2258
WE I 2599
CT 10738 and C 10730
Also any other drawings made up or used in connection with this switchboard.

Declassified E.O. 12356 Section 3.3/NND No. 785015

64-9

Appendix "E"

This Appendix covers the material that must be furnished from military sources in order that FACE may complete the repairs on schedule. The switchboard for BOLOGNA is completed and no additional material is required. A supplement will be added to this Appendix at a later date when FACE has made a better study of the work to be done and the material required.

522135A	Fuse 35A	each	500
3E57201	Cord	each	75
3E571B1	Cord	each	75
3E57D-1	Cord	each	75
405491-K1	Lamps, smbd 24v	each	1400
405492T	Lamps, 2T smbd 18v	each	1500
405492F	Lamps, 2F smbd 12v	each	300
6E7531	Solder, resin, core	lbs	8
	Head & Chest Sets HS19	each	32
1B722.25	Wire, pr, 22ga, Blue-blue white	feet	2000
1B722.31	Wire, pr, 22ga, Or-Or white	feet	2000
1B722.32	Wire, pr, 22ga, Green-gr white	feet	2000
1B722.35	Wire, pr, 22ga, Brown-br white	feet	2000
1B722.2	Wire, single, 22ga, Blue-red	feet	2000
1B722.3	Wire, single, 22ga, Orange-red	feet	2000
1B722.4	Wire, single, 22ga, Green-red	feet	2000
1B722.5	Wire, single, 22ga, Brown-red	feet	2000
1B722.6	Wire, single, 22ga, slate-red	feet	2000
1B722	Wire, single, 22ga, red	feet	2000

No equivalent Signal Corps Item

Wire, copper, single, 22ga, insulated,	blue orange	feet	2000
" " " " "	blue green	"	2000
" " " " "	blue brown	"	2000
" " " " "	blue slate	"	2000
" " " " "	orange green	"	2000
" " " " "	orange brown	"	2000
" " " " "	orange slate	"	2000
" " " " "	green brown	"	2000
" " " " "	black	"	2000
" " " " "	black red	"	2000
" " " " "	green black	"	2000
		"	5000
Cable, smbd, 22ga, 20 pr		each	150
Fuses 1.5 amp FACE 97001 P		"	9
Mounting, single fuse, FACE 97002 P		"	6
" five fuse, FACE 97003 P			
Wire, copper, relay coil 0.075 MM		mile	0.3
" " " " 0.09 MM		"	0.3
" " " " 0.1 MM		"	0.85
" " " " 0.11 MM		"	1.5
" " " " 0.12 MM		"	1.5
" " " " 0.13 MM		"	1.5
" " " " 0.15 MM		"	0.750
" " " " 0.2 MM		"	0.5
" " " " 0.3 MM		"	0.3

2101

Equivalent items of British type may be supplied

Declassified E.O. 12356 Section 3.3/NND No. 785015

required.

3221 35A	Fuse 35A	each	500
3E57201	Cord	each	75
3E5715i	Cord	each	75
3E57D-1	Cord	each	75
405491-K1	Lamps, smbd 24v	each	1400
405492F	Lamps, 2F smbd 18v	each	1500
405492F	Lamps, 2F smbd 12v	each	300
6W753	Solder, resin, acre	lbs	8
	Head & Chest Sets H319	each	32
1B722.25	Wire, pr, 22gn, Blue-blue white	feet	2000
1B722.31	Wire, pr, 22ga, Or-Or white	feet	2000
1B722.32	Wire, pr, 22gn, Green-gr white	feet	2000
1B722.35	Wire, pr, 22gn, Brown-br white	feet	2000
1B722.2	Wire, single, 22ga, Blue-red	feet	2000
1B722.3	Wire, single, 22ga, Orange-red	feet	2000
1B722.4	Wire, single, 22ga, Green-red	feet	2000
1B722.5	Wire, single, 22gn, Brown-red	feet	2000
1B722.6	Wire, single, 22ga, slate-red	feet	2000
1B722	Wire, single, 22ga, red	feet	2000

No equivalent Signal Corps Item

Wire, copper, single, 22gn, insulated,	blue orange	feet	2000
" " " " "	blue green	"	2000
" " " " "	blue brown	"	2000
" " " " "	blue slate	"	2000
" " " " "	orange green	"	2000
" " " " "	orange brown	"	2000
" " " " "	orange slate	"	2000
" " " " "	green brown	"	2000
" " " " "	black	"	2000
" " " " "	black red	"	2000
" " " " "	green black	"	2000
Cable, smbd, 22ga, 20 pr		"	5000
Fuses 1.3 amp FACE 97001 P		each	150
Mounting, single fuse, FACE 97002 P		"	9
" five fuse, FACE 97003 P		"	6
Wire, copper, relay coil 0.075 MM		kilo	0.3
" " " " 0.09 MM		"	0.3
" " " " 0.1 MM		"	0.85
" " " " 0.11 MM		"	1.5
" " " " 0.12 MM		"	1.5
" " " " 0.13 MM		"	1.5
" " " " 0.15 MM		"	0.750
" " " " 0.2 MM		"	0.5
" " " " 0.3 MM		"	0.3

2191

Equivalent items of British type may be supplied
Wire colourings are not critical.

Declassified E.O. 12356 Section 3.3/NND No. 785015

64-10

Appendix "F"

Material required in addition to switchboards to make a complete installation.

Material	BOLOGNA	MESSINA	GENOA
Ringing supply 20 cps generator. Ercoli Marelli C320. (FATME)	2 Ø	2	2
Transformer type 30/12 14/90v (FATME)	1 Ø	1	1
Batteries 24v 350AH	4 Ø	2	2
Battery chargers or Rectifiers 30v	2 - 15 amp or 1 - 30 amp	2-15 amp or 1-30 amp	2-15 amp or 1-30 amp.
Electrolyte	200 galls @	200 galls	200 galls
Frames Distr and Protection (incl strips, heat coils and carbons)	Civil	400 line I	400 line I
Switchboard cable 20 wire	9000 feet %	9000 feet %	9000 feet %
Lamps switchboard MES	1000 @	-	-
Head & Breast Sets	20 @	-	-
Cable BR VIR 3/029	200 yds	200 yds	200 yds
Switch fuses 10 amp	4	4	4

Ø Authorised on previous supplement

@ Already issued; not previously accounted for on combined project.

I Civil frames to be used where available

% For cabling between switchboard and MDF.

2500

Declassified E.O. 12356 Section 3.3/NND No. 785015

64-11

Appendix "G"

The following State owned materials to be used for long distance switchboards at MESTRE (Venice) and GENOA :

8 positions Standard LD switchboard, type 9200) (at FLORENCE)

8 " " " " old type (at FLORENCE)

Such of the relay equipment from the State toll switchboard, FLORENCE, as may be required for rehabilitation and modification of the above-mentioned switchboards.

Appendix "H"

The following material owned by TUSO to be used for military installations at BOLOGNA (in TUSO commissionary area).

400 line Distribution Frame (less protector strips)
at BOLOGNA.

2099

Declassified E.O. 12356 Section 3.3/NND No. 785015

0618

Declassified E.O. 12356 Section 3.3/NND No. 785015

63

HEADQUARTERS ALLIED COMMISSION
AFO 394
Communications Sub-Commission

HTW/epc

T.36.63.CS

11th March, 1945

SUBJECT: Switchboards for N.Italy

TO: Under-Secretary of State for P.T.

1. Confirming discussions with representatives of yourself and of TETI, the Siemens positions held by TETI will now be divided and prepared as follows:

1-6 positions board for Genova, for TETI operation.
1-8 " " " Milano for State operation.

To begin with, the TETI Genova board will probably have to take long distance State circuits as well as TETI circuits. The above boards should be ready within three weeks.

2. As you know, the State has ordered eight positions from FATME for use at Milano. The FATME will now be asked instead at the meeting on Monday to make two switchboards each of four positions, for use at any two of the following exchanges:

Allessandria, Bergamo, Cremona, Brescia, Padova and Verona. (all of Ericsson type)

3. TETI will supply the State with two positions for Trieste by taking one from the board intended for Savona and one from that for Spezia.

4. For Bologna, C.S.O., L.of C. has been asked to consider allowing FACE to make up a board from the remaining Florence positions and equipment. 21403

5. A copy of a specification is attached for the Milano and Trieste boards which you will no doubt pass on to TETI with an official order.

6. Incidentally, the TETI will fit to its Genova board the following equipment:

24 Inter-urban lines
20 lines for special subscribers and C.B. exchanges.
20 lines to automatic equipment.

File

see 9 part IV

0619

Declassified E.O. 12356 Section 3.3/NND No. 785015

The Company will also fit a 2 - position recording desk with 5 lines from the automatic plant, and with an appearance of the special subscribers, so that calls from the special subscribers may be recorded at the recording desk.

J.A.HENDERSON
Colonel,
Director.

Incl: 2 Copies of Specification.

Copy to: Lt.Col.Cumming, Lombardia Region a.
Major S.H.Hills, Venezia Region (c/o Provincial Commissioner, Perugia) b.
Capt.Collyer, Piemonte Region c.
TETI, Lungotevere Marzio 11, Rome. d.

(Copies a,b,c,d, one copy of Specification only.)

2097

10620

Declassified E.O. 12356 Section 3.3/NND No. 785015

Specification for the Install and Modification of Light Positions of Long Distance Switchboard for Milano and for the Supply of two positions for Trieste

1. The Switchboards will be made up as follows:-

1 - 6 positions Switchboard, to work at Milano
1 - 2 positions Switchboard, to work at Trieste

2. All material and labour will be furnished by TETI. Any material not available to TETI, but required for proper operation of the switchboards, will be referred to the Director Communications Sub-Commission A.C. for procurement.

3. A statement of all material used for furnished by TETI will be supplied to the Italian Government.

4. The Switchboards will be furnished complete with all woodwork doors, and a cable turning section adopted to use at either end of the completed switchboard. An end panel will be furnished for use on the end opposite the cable turning section. All circuits will be tested and in proper working condition.

5. Operators fixed seats will be furnished, two per position.

6. Standby hand generators for 20 cycle ringing supply will be furnished one per position.

7. The PABX equipment will be arranged in standard manner as for Italian Long Distance operation. In general this provides for 4 inter-urban line answering appearance per position with one night answering position per switchboard. The interurban calling multiple will appear once in each two position set. The outgoing trunks to the Automatic Exchange and Special Subscribers will multiple on the same basis. The intercommunication trunks will multiple the same. If the old sections were equipped with blocks for ringing cells these will be repaired and furnished on the basis of one per cord pair.

The cord circuits will be modified to provide dialling. The dial speed will be adjusted to agree with the type of dial exchange existing at the location where the switchboard is to be installed.

8. Relay Racks.

Relay equipment for the various circuits will be provided in accordance with Paragraph 9 in addition fuse alarm circuits will be provided for use with incoming calls at night.

2096

0621

Declassified E.O. 12356 Section 3.3/NND No. 785015

9.

Location	Positions	Interurban lines	Lines for special subscribers and to Manual Exchanges	Lines to Automatic Exchange
Milano	8	32	30	30
Trieste	2	10	10	10

10. In addition to the above, a three position recording desk will be provided with 10 lines from the automatic equipment, complete with relay equipment.

There will be an appearance of the 30 special subscribers' lines on the recording desk as well as on the inter-urban switchboard, in order that recording of their orders may be made at the recording desk.

0622

Declassified E.O. 12356 Section 3.3/NND No. 785015

Translation by C. Gagliardi.

62

Ref.No.977368/510

3rd March 1945.

SUBJECT:- 3 Position Switchboard at Florence.

see 53

In reply to your letter No.T 36.52 of the 21st ult., we beg to inform you that after examination of the technical characteristics of the interurban exchanges in question, it results that they are not suitable to be connected with the actual working positions of the Naples interurban exchange. Being Autelco material, the working characteristics are totally different to the Ericsson now in use.

The Director of the Azienda.

Director .....
D/Director .....
Chief Telecoms .....
Chief Postal .....
H Q Coms O. .....
Asst Chief Postal .....
Censorship .....
Chief Clerk. .....

2094

CROSS REFS.
FILE T. 36
b. w/d.
Date 5 MAR 1945

0623

Declassified E.O. 12356 Section 3.3/NND No. 785015

Translation by C. Gagliardi.

Ref.No.977368/510

3rd March 1945.

SUBJECT:- 3 Position Switchboard at Florence.

In reply to your letter No.T 36.52 of the 21st ult., we beg to inform you that after examination of the technical characteristics of the inter-urban exchanges in question, it results that they are not suitable to be connected with the actual working positions of the Naples interurban exchange. Being Autelco material, the working characteristics are totally different to the Ericsson now in use.

The Director of the Azienda.

2093

0624

Declassified E.O. 12356 Section 3.3/NND No. 785015

Mod. 9 (A. T.)

MINISTERO DELLE ~~COMUNICAZIONI~~ Poste e delle Telecomunicazioni

AZIENDA DI STATO PER I SERVIZI TELEFONICI

REPARTO 2° UFFICIO 1°

Roma, 3 MAR 1945 Marzo 194 5 / A

Alla COMMISSIONE ALLEATA
SOTTOCOMMISSIONE
COMUNICAZIONI R O M A

Prot. N. 977368/510 PG Allegati

Risposta al foglio N. T.36.52 CS del 21/2/45

OGGETTO: 3 posti di lavoro in Firenze.

TRANSLATED

In risposta alla nota di cui sopra si comunica a codesta Commissione che dall'esame delle caratteristiche tecniche dei centralini interurbani di cui è questione è risultato che essi non si prestano ad essere connessi con i posti di lavoro attualmente in funzione nella centrale interurbana di Napoli. Si tratta di materiale Autelco con caratteristiche di funzionamento affatto diverso da quello Ericsson attualmente in funzione.

IL DIRETTORE DELL'AZIENDA

2092

0825

Declassified E.O. 12356 Section 3.3/NND No. 785015

62

HEADQUARTERS ALLIED COMMISSION
AFC 394
Communications Sub-Commission HTWH/epc

T.36.69.CS

5th March, 1945

SUBJECT: Stores for A.C.

TO: A.D.C.S., R.A.A.C.

1. This Hq. has been instructed in a Memo. of 8th February, 1945 and in connection with Combined Signal Project A.F.H.Q./49 to indent for material as shown in the attached indents, through you on 57 B.O.D.

J.L.HENDERSON
Colonel,
Director.

Incl: 2 copies of Indents CS 1 and CS 2.

2691

file

Director
D/Director
Chief Telecoms
Chief Posts
M. Q. Coms O
Asst. Chief Posts
Censorship
Chief Clerk

Communication Instr. 61

HEADQUARTERS ALLIED COMMISSION
APO 394

26 February 1945

Ref. ES/13.03

EXECUTIVE MEMORANDUM)
NUMBER 2)

HANDLING OF IMPORTED SUPPLIES BY ISTITUTO NAZIONALE PER IL COMMERCIO ESTERO (ICE)

1. The Italian Government has announced its intention of appointing by decree (at present in process of issuance) the Istituto Nazionale per il Commercio Estero, known as ICE, to receive, handle and account for all imported supplies with the exception of foodstuffs, medical supplies, coal and POL, and agricultural supplies normally warehoused and distributed by the Federazione dei Consorzi Agrari or its agents.

2. The procedure for the handling of these imports (hereinafter called miscellaneous supplies) through ICE is set out in the attached Appendix "A", but the general principles to be observed by all Sub-Commissions may be summarized as follows:

3. Sub-Commissions should agree their distribution program with the relative Italian Ministries at the time the goods are requisitioned. When notification is received that the goods are expected, the Italian Ministry concerned and not the AC Sub-Commission or Regional Division should give the necessary disposal instructions to ICE.

4. ICE will be responsible for checking the goods off the ship (except in ports where for military reasons they are excluded, in which cases they will have to take delivery from AC/AMG warehouses). ICE will deliver the goods according to the instructions to be given to them by the interested Italian Ministry, will fix the sale price (in conjunction with the Ministry) and will collect the sale proceeds from the customer. They will account to the Ministry of the Treasury for such proceeds and will submit to the Chief Accountant AC such receiving reports and other accounts as may be required by him.

5. Apart from future imports of miscellaneous supplies to be received by ICE direct from shipside there are already quantities of goods of the category covered by this Executive Memorandum in AC/AMG warehouses. These will be distributed by ICE in the same way as goods to be received by sea. The procedure (as set out in Appendix "A") will of necessity differ slightly, but the main principles will remain the same and disposal instructions should be given to ICE by the interested Italian Ministry.

2090

6. In the early stages of ICE's operations it is appreciated that emergencies may arise whereby delivery of imported supplies covered by this Executive Memorandum may sometimes require to be made by AC/AMG themselves either from shipside or warehouse in-

Declassified E.O. 12356 Section 3.3/NND No. 785015

Istituto Nazionale per il Commercio [illegible] receive, handle and account for all imported supplies with the exception of foodstuffs, medical supplies, coal and POL, and agricultural supplies normally warehoused and distributed by the Federazione dei Consorzi agrari or its agents.

2. The procedure for the handling of these imports (hereinafter called miscellaneous supplies) through ICE is set out in the attached Appendix "A", but the general principles to be observed by all Sub-Commissions may be summarized as follows:

3. Sub-Commissions should agree their distribution program with the relative Italian Ministries at the time the goods are requisitioned. When notification is received that the goods are expected, the Italian Ministry concerned and not the AC Sub-Commission or Regional Division should give the necessary disposal instructions to ICE.

4. ICE will be responsible for checking the goods off the ship (except in ports where for military reasons they are excluded, in which cases they will have to take delivery from AC/AMG warehouses). ICE will deliver the goods according to the instructions to be given to them by the interested Italian Ministry, will fix the sale price (in conjunction with the Ministry) and will collect the sale proceeds from the customer. They will account to the Ministry of the Treasury for such proceeds and will submit to the Chief accountant AC such receiving reports and other accounts as may be required by him.

5. Apart from future imports of miscellaneous supplies to be received by ICE direct from shipside there are already quantities of goods of the category covered by this Executive Memorandum in AC/AMG warehouses. These will be distributed by ICE in the same way as goods to be received by sea. The procedure (as set out in Appendix "A") will of necessity differ slightly, but the main principles will remain the same and disposal instructions should be given to ICE by the interested Italian Ministry.

2690

6. In the early stages of ICE's operations it is appreciated that emergencies may arise whereby delivery of imported supplies covered by this Executive Memorandum may sometimes require to be made by AC/AMG themselves either from shipside or warehouse instead of by ICE. In such cases ICE will be responsible for billing the customer and collecting the proceeds of sale, although delivery was made by AC/AMG. In order that ICE may be in a position to do this, the Sub-Commission making the delivery must notify them. The procedure for doing this is laid down in the attached Appendix "A".

/2. . . . . .

Declassified E.O. 12356 Section 3.3/NND No. 786015

7. As explained in Appendix "A" notification to ICE and to Italian Ministries of expected arrival of supplies and authority to ICE to accept same from shipside or AC/AMG warehouse will always be given by the relative Section or Sub-Commission on the same standard form, specimen of which is attached as Appendix "B".

8. The procedure as set out in this Executive Memorandum and attached Appendices will come into force at once. Insofar as Appendix "A" mentions particular AC officers now serving in the South, it will have to be adapted when withdrawal from the South takes place. It is intended to print a supply of the form shown as Appendix "B"; until this is done, Sub-Commissions and other Divisions concerned should use typewritten forms drawn up to contain the same information.

M.S. LUSH,
Brigadier,
Executive Commissioner.

DISTRIBUTION
List "A" - Group 1 & 2.
A.F.H.Q., G-5 Section (30 copies)
Chief Accountant (20 extra copies)

Declassified E.O. 12356 Section 3.3/NND No. 786015

612

14. ICE will submit to the Supply and Resources Division a statement as at the end of each month showing the quantities of each type of merchandise warehoused by them pending receipt of disposal instructions; the Supply and Resources Division will in turn notify the interested Sub-Commissions.

15. ICE may take delivery from AC/AMG warehouses (a) of goods which were already in the warehouses prior to their taking over the receipt and distribution of imports, (b) where for any reason ICE representatives are not allowed in the dock area to check the goods, as may be the case in certain ports in military areas; in such cases delivery must be taken by ICE ex AC/AMG warehouses, and (c) in any cases where for exceptional circumstances imports have been received by AC/AMG.

16. In the case of goods warehoused in the circumstances described in the preceding paragraphs it will be necessary for AC/AMG to authorise the warehouse to release the goods to ICE. It will be the responsibility of the interested Sub-Commissions or Regional Division to do this by means of the same Notification Note as for imports, made out in sextuplicate (Form F/F/60 Appendix "P"). The original copy will be given to ICE as authority to take delivery; the duplicate will be sent to the interested Italian Ministry for disposal instructions; the triplicate will be retained by the issuing Sub-Commission or Regional Division; the quadruplicate will be sent to the Transportation Sub-Commission (Port and Warehouse Division); the quintuplicate to the Chief Accountant, and the sextuplicate to the Supply and Resources Division who will see that the landed cost is communicated to ICE.

17. Upon presentation of the Notification Note, and on receipt of the goods, ICE will give a receiving report to the warehouse in the usual form and as provided for in the accounting instructions.

EMERGENCY DELIVERIES BY AC/AMG DIRECT TO CUSTOMERS FROM SHIP SIDE

18. In early stages of the handing over to ICE and in emergency cases it may happen that goods are received from ship side by AC/AMG officers and despatched direct to the customer by AC/AMG means instead of being handled by ICE. In such cases the responsibility for agreeing the price with, and collecting the lire proceeds of the sale from, the customer will remain with ICE although they have not actually made delivery themselves. In order that ICE may be in a position to do this they will require notification of the delivery and the AC/AMG officer or Regional Division responsible therefor will:

(a) Make out the usual form of Notification Note as provided in para 15 as though they were instructing ICE to make delivery from AC/AMG warehouse, they will, however, make the Notification Note with a statement that delivery has already been made to the consignee as stated thereon and that it is submitted for information only. Distribution of the Notification

2089

Declassified E.O. 1:356 Section 3.3/NND No. 785015

tary areas, in such cases as may be necessary, (c) in AC/AMG warehouses, and (d) in any cases where for exceptional circumstances imports have been received by AC/AMG.

16. In the case of goods warehoused in the circumstances described in the preceding paragraphs it will be necessary for AC/AMG to authorise the warehouse to release the goods to ICB. It will be the responsibility of the Interested Sub-Commissions or Regional Division to do this by means of the same Notification Note as for imports, made out in sextuplicate (Form F/F/60 Appendix "B"). The original copy will be given to ICB as authority to take delivery; the duplicate will be sent to the interested Italian Ministry for disposal instructions; the triplicate will be retained by the issuing Sub-Commission or Regional Division, the quadruplicate will be sent to the Transportation Sub-Commission (Port and Warehouse Division); the quintuplicate to the Chief Accountant, and the sextuplicate to the Supply and Resources Division who will see that the issued cost is communicated to ICB.

17. Upon presentation of the Notification Note, and on receipt of the goods, ICB will give a receiving report to the warehouse in the usual form and as provided for in the accounting instructions.

EMERGENCY DELIVERIES BY AC/AMG DIRECT TO CUSTOMERS FROM SHIP SIDE

18. In early stages of the handing over to ICB and in emergency cases it may happen that goods are received from ship side by AC/AMG officers and despatched direct to the customer by AC/AMG means instead of being handled by ICB. In such cases the responsibility for agreeing the price with, and collecting the lire proceeds of the sale from, the customer will remain with ICB although they have not actually made delivery themselves. In order that ICB may be in a position to do this they will require notification of the delivery and the AC/AMG officer or Regional Division responsible therefor will:

(a) Make out the usual form of Notification Note as provided in para 15 as though they were instructing ICB to make delivery from AC/AMG warehouse; they will, however, 2089 the Notification Note with a statement that delivery has already been made to the consignee as stated thereon and that it is submitted for information only. Distribution of the Notification Note will be the same as in normal circumstances (see para 15).

/4. . . . . .

Declassified E.O. 12356 Section 3.3/NND No. 785015

(b) Obtain a receiving report from the consignee in quintuplicate to be distributed as provided in the accounting instructions. The receiving report must state clearly the name of the ship on which the goods arrived, the number of cases with the markings of each case and the nature of the goods.

(c) Obtain from the Port Liaison Officer a copy of the ocean manifest relating to the cargo and send this to the Chief Accountant attached to the copy Notification Note and Receiving Report.

(d) Notify Supply and Resources Division of the delivery with a request that they notify ICE of the landed costs.

DELIVERIES BY AC/AMC DIRECT TO CUSTOMER FROM WAREHOUSE

19. Starting immediately, ICE will be responsible for collecting the proceeds of sales in respect of all deliveries to be made in future from AC/AMC warehouses direct to customers even though, as may occur in the early stages of the handover, delivery is made by AC/AMC and not by ICE. In these cases procedure will be the same as for similar direct deliveries from ship side as set out in the preceding paragraph, except that the receiving report will quote the warehouse from which delivery was made instead of the name of the ship, and no copy of the ocean manifest will be obtained.

CHANNELS OF COMMUNICATION

20. In case of necessity ICE will communicate direct with the Sub-Commission which has requisitioned the imported goods, as notified to them by Supply and Resources Division (See para 5), or, on matters of warehousing and transport, with Port and Warehouse Division of the Transportation Sub-Commission. On general matters they will communicate with Supply and Resources Division and on accounting matters with the Chief Accountant's department.

Declassified E.O. 12356 Section 3.3/NND No. 785015

6/3

APPENDIX "A."

PROCEDURE FOR NOTIFICATION OF EXPECTED ARRIVAL BY SHIPS OF SUPPLIES TO BE DISTRIBUTED BY ICE AND DISPOSAL INSTRUCTIONS.

1. Supply and Resources Division of Economic Section will, as at present, notify the requisitioning Sub-Commission that the requisition has been approved by AFHQ.

2. The requisitioning Sub-Commission will inform the Italian Ministry concerned that the requisition has been approved by AFHQ, giving details of the commodities ordered and will agree with the Ministry plans for the subsequent disposition and use of the requisitioned commodity.

3. Supply and Resources Division receive notification from Washington that the requisition has been accepted and a shipping number allotted. They will on receipt of this notification inform the Sub-Commission concerned who will in turn inform the interested Italian Ministry.

4. It is hoped that arrangements can be made with Washington and London to notify AC when the requisitioned commodities are called forward for shipment. If this proves possible the Sub-Commissions and Ministries concerned will be duly notified. Until and unless such arrangements are made the next information as to the progress of the requisition will be when the list of re-scheduled arrivals for the next ten day maintenance period is received from AFHQ. On the basis of this document Supply and Resources Division will notify the interested parties as set out below; in many cases however a copy of the ocean manifest is received by the Supply and Resources Division and in such cases the notification to the interested parties will be based on the manifest and will carry reference to the requisition numbers. Where no manifest is received it will not be possible to include reference to the requisition number in the notification to interested parties.

5. All authorizations for release of miscellaneous supplies will be made by a "Notification Note" Form F/F/60 (Appendix "B"). On receipt of the scheduled arrivals or the ocean manifest, the Supply and Resources Division will prepare a Notification Note in sextuplicate. The original will be forwarded to ICE as notification to prepare for reception of the goods (see para 7); the duplicate and triplicate will be forwarded to the interested Sub-Commission; the quadruplicate will be sent direct to the Transportation Sub-Commission (Port and Warehouse Division); the quintuplicate will be sent to the Chief Accountant, and the sextuplicate will be retained by the Supply and Resources Division. Supply and Resources Division will be responsible for notifying ICE of the approximate landed cost either on the Notification Note or later.

2088

6. The Sub-Commission handling such supplies will transmit the duplicate copy to the Italian Ministry requesting them to give the necessary final disposal instructions to ICE. In early

Declassified E.O. 12356 Section 3.3/NND No. 785015

Italian Ministry concerned that the requisition has been approved by AFHQ, giving details of the commodities ordered and will agree with the Ministry plans for the subsequent disposition and use of the requisitioned commodity.

3. Supply and Resources Division receive notification from Washington that the requisition has been accepted and a shipping number allotted. They will on receipt of this notification inform the Sub-Commission concerned who will in turn inform the interested Italian Ministry.

4. It is hoped that arrangements can be made with Washington and London to notify AFHQ when the requisitioned commodities are called forward for shipment. If this proves possible the Sub-Commissions and Ministries concerned will be duly notified. Until and unless such arrangements are made the next information as to the progress of the requisition will be when the list of scheduled arrivals for the next ten day maintenance period is received from AFHQ. On the basis of this document Supply and Resources Division will notify the interested parties as set out below, in many cases however a copy of the ocean manifest is received by the Supply and Resources Division and in such cases the notification to the interested parties will be based on the manifest and will carry reference to the requisition numbers. Where no manifest is received it will not be possible to include reference to the requisition number in the notification to interested parties.

5. All authorizations for release of miscellaneous supplies will be made by a "Notification Note" Form F/F/60 (Appendix "B"). On receipt of the scheduled arrivals or the ocean manifest, the Supply and Resources Division will prepare a Notification Note in sextuplicate. The original will be forwarded to ICL as notification to prepare for reception of the goods (see para 7); the duplicate and triplicate will be forwarded to the interested Sub-Commission, the quadruplicate will be sent direct to the Transportation Sub-Commission (Port and Warehouse Division); the quintuplicate will be sent to the Chief Accountant, and the sextuplicate will be retained by the Supply and Resources Division. Supply and Resources Division will be responsible for notifying ICL of the approximate landed cost either on the Notification Note or later.

2088

6. The Sub-Commission handling such supplies will transmit the duplicate copy to the Italian Ministry requesting them to give the necessary final disposal instructions to ICL. In early stages of the hand over to ICL and in emergency cases where the time element makes the above procedure impracticable it may be necessary for AC and not Italian Government to give the disposal instructions to ICL, this is dealt with in paras 13 & 19 below.

/2. . . . . .

Declassified E.O. 12356 Section 3.3/NND No. 785015

7. For security reasons only very general information as to the expected arrivals can be given to ICE. In order that the ICE agency or port representatives may be in a position to arrange for the reception of the goods without receiving such detailed information as may constitute a breach of security, ICE should appoint a liaison officer to work continually with the AC port liaison officer. The AC port liaison officer will be responsible for obtaining all necessary information before the arrival of the ship, as at present, and will bring the ICE liaison officer into the picture as early as security permits.

8. Immediately on receipt of notification from the Supply and Resources Division of the expected arrival, ICE will notify their liaison officer in the expected port of arrival. This officer will keep in close contact with the port liaison officer of the Transportation Sub-Commission and should make the necessary arrangements for warehousing should this be necessary.

9. Shipping branch of Movements Division, Transportation Sub-Commission will inform ICE of arrivals and diversions of all vessels carrying civilian supplies. ICE will pass this information to the Ministries and Sub-Commissions interested and will obtain final disposal instructions in the light of this information.

10. Regional and provincial officers will give every assistance to the ICE agencies including placing at their disposal facilities for letter and telegraphic communication laterally and with ICE Head Office in Rome through HQ AC.

RECEIPT AND ACKNOWLEDGEMENT OF IMPORTED GOODS

11. Under authority from AFHQ, ICE representatives have the necessary authority to enter port offices and to obtain the information as to off-loading programs necessary to them. ICE will on receipt of this information arrange for their representatives to check the cargo off the ship and dispose of same in conformity with the instructions issued by the interested Italian Ministry. Should such instructions not have been received, ICE will arrange for warehousing through the local Port and Warehousing Division or such Italian agency as may be operating the warehouse at the port.

12. ICE will submit to the Port Liaison Officer or Zone Supply Officer a Receiving Report in a specified form. The Port Liaison Officer or Zone Supply Officer will be responsible for forwarding this Receiving Report to the Regional Supply Accountant. This Receiving Report and the whole accounting procedure is dealt with in separate instructions.

13. The Chief Accountant will transmit to Supply and Resources Division a monthly schedule of Receiving Reports received from ICE.

Declassified E.O. 12356 Section 3.3/NND No. 786015

8. Immediately on receipt of [illegible] and Resources Division of the expected arrival, ICE will notify their liaison officer in the expected port of arrival. This officer will keep in close contact with the port liaison officer of the Transportation Sub-Commission and should make the necessary arrangements for warehousing should this be necessary.

9. Shipping branch of Movements Division, Transportation Sub-Commission will inform ICE of arrivals and diversions of all vessels carrying civilian supplies. ICE will pass this information to the Ministries and Sub-Commissions interested and will obtain final disposal instructions in the light of this information.

10. Regional and provincial officers will give every assistance to the ICE agencies including placing at their disposal facilities for letter and telegraphic communication laterally and with ICE Head Office in Rome through Eq AC.

RECEIPT AND ACKNOWLEDGMENT OF IMPORTED GOODS

11. Under authority from AFHQ ICE representatives have the necessary authority to enter port offices and to obtain the information as to off-loading programs necessary to them. ICE will on receipt of this information arrange for their representatives to check the cargo off the ship and dispose of same in conformity with the instructions issued by the interested Italian Ministry. Should such instructions not have been received, ICE will arrange for warehousing through the local Port and Warehousing Division or such Italian agency as may be operating the warehouse at the port.

12. ICE will submit to the Port Liaison Officer or Zone Supply Officer a Receiving Report in a specified form. The Port Liaison Officer or Zone Supply Officer will be responsible for forwarding this Receiving Report to the Regional Supply Accountant. This Receiving Report and the whole accounting procedure is dealt with in separate instructions.

13. The Chief Accountant will transmit to Supply and Resources Division a monthly schedule of Receiving Reports received from ICE.

/B. . . . . .

Declassified E.O. 12356 Section 3.3/NND No. 785015

614

APPENDIX "B"

Form F/F/60

A L L I E D C O M M I S S I O N

N O T I F I C A T I O N N O T E

Ref..... No.....

FROM..... Date.....
(Name of AC/AHC issuing note)

TO: Istituto Nazionale per il Commercio Estero
Ministry of.....
Sub-Commission.....
Transportation Sub-Commission.....
Chief Accountant, AC
Other (Specify).....

1. This note constitutes the authority for Istituto Nazionale per il Commercio Estero (ICE) to take delivery of undermentioned goods which
(a) are expected to arrive at the port of.....
during the period..... to.....; or

(b) are available in the warehouse situated at.....

(NOTE: Strike out whichever not applicable)

2. Delivery will be made against Receiving Report to be handed by ICE to Port Liaison Officer or Zone Supply Officer in the case of (a), and to the warehouse in the case of (b).

Requisition Number	Commodity	Trade Unit (Specify)	Approx. landed Cost per Unit	Number of Cases, Boxes, etc. in lot	Weight	Identification Markings

2087

3. The above goods were requisitioned by.....

4. For the purpose of fixing the sale price the approximate landed cost per unit is quoted above. If the cost is unknown at the time of completing this document the word "later" will be inserted in the appropriate column.

.....
(Name and rank of issuing Officer.)

Special instructions for disposition of supplies:

Declassified E.O. 12356 Section 3.3/NND No. 785015

Transportation [illegible]
Chief Accountant, AC
Other (Specify).....

1. This note constitutes the authority for Istituto Nazionale per il Commercio Estero (ICE) to take delivery of undermentioned goods which

(a) are expected to arrive at the port of.....
during the period..... to.....; or

(b) are available in the warehouse situated at.....

(NOTE: Strike out whichever not applicable)

2. Delivery will be made against Receiving Report to be handed by ICE to Port Liaison Officer or Zone Supply Officer in the case of (a), and to the warehouse in the case of (b).

Requisition Number	Commodity	Trade Unit (Specify)	Approx. landed Cost per Unit	Number of Cases, Boxes, etc. in lot	Weight	Identification Markings

2087

3. The above goods were requisitioned by.....

4. For the purpose of fixing the sale price the approximate landed cost per unit is quoted above. If the cost is unknown at the time of completing this document the word "later" will be inserted in the appropriate column.

.....
(Name and rank of issuing Officer.)

Special instructions for disposition of supplies:
.....
.....
.....
.....

.....
(Name and title)

Declassified E.O. 12356 Section 3.3/NND No. 785015

0638

Declassified E.O. 12356 Section 3.3/NND No. 785015

-6-

60-1

HEADQUARTERS ALLIED COMMISSION
AFO 394
Communications Sub-Commission

HTM/cnc

2nd March, 1945

T.56. .CS

SUBJECT: Supply of Telecommunications Stores to Italian Government.

TO: Under-Secretary of State for F.T.

1. Agreement has been reached with Allied sources for the supply to the Italian Government of the stores listed in appendix "A". The Italian Government on acceptance of the material is liable for payment in accordance with such methods as are later determined by the Allies.

2. Stores are shown divided into two classes, namely -

a. Those which can be used at once by the Italian Government anywhere in liberated Italy or, in the north.

b. Those which are held for N.Italy only, in accordance with plans already discussed with your Dept.

3. It is of course important that the method of accounting for the stores be established from the start. Accordingly appendix "B" has been prepared summarising the procedure. It is expected that some consignments will be ready for collection immediately, and it will be necessary for you to arrange for transport of the goods to your depots. You will be notified as each batch of stores becomes available. It is suggested that the goods for N.Italy, mentioned in paragraph 2 b. above, be kept in one depot, entirely separate from other stores. On the other hand, those of the type mentioned in paragraph 2 a. are not under any restrictions.

4. When the materials are required for N.Italy, they will be drawn from your depots at the request of this HQ. for issue by A.M.G. and the staffs of the Italian Government and the Subsidiary Companies. They will form part of projects agreed between A.M.G. and the senior Italian telecommunications officials in the North, on the basis of internal projects and of skeleton lists of circuits already prepared jointly by this HQ. and yourselves.

2086

see 67 / see 80
59-70
part IV

FILE

Declassified E.O. 12356 Section 3.3/NND No. 785015

60.2

5. Where necessary in accordance with the projects, you may sell the goods to the Concessionary Companies at prices fixed in accordance with Appendix "B".

It will no doubt be understood that these goods are supplied for projects on a national basis, and are not intended for any particular Government Organization or Concessionary Company.

J.L. HENDERSON
Colonel,
Director.

Copy to: Lt.Col.Cumming
Major Hills - Venezia Region
" Harker - Lazio Region
" Ayre - Toscana Region
" Bridgeman - Southern Region
Capt. Collyer.

} For information with copy of Appendix "A" & "B"

0840

Declassified E.O. 12356 Section 3.3/NND No. 785015

603

APPENDIX A.

Item No.	DESCRIPTION OF ITEM	Quantity to be supplied For immediate use	Quantity to be supplied For Italy only
1.	Cabinets, SS 70 (These are for testing out CB exchanges)	-	7
2.	Tool Equipment, TE-87 (Sets of tools for CB exchange maintenance)	-	18
3.	Solder, Resin Core, M-91	2000 lbs.	4000 lbs.
4.	Solder, Tinman's B (sticks of tin solder)	2000 "	4000 "
5.	Solder, Piping M-33 (for lead covered cable joints)	1000 "	2000 "
6.	Solder, No. B. (do)	1000	5000 "
7.	Wire, 000 Copperweld (or perhaps substitute)	-	500 miles
8.	Wire, 70 lbs./ mile Cadmium (or perhaps substitute)	-	300 "
9.	Switchboard cable, 20 pairs	-	64000 feet
10.	" " 10 pairs	-	36000 "
11.	Wire, W-128 (Jumper wire)	-	24000 "
12.	Power unit, PE 95 (G) or (H) (Engine coupled to generator for use with next item in charging batteries)	-	6
13.	Rectifier REC-161 or equivalent	-	2
14.	Avometer, Universal, or AC/DC Voltmeter	-	2
15.	Battery, 24 volts, 350 amp. hrs.	-	9
16.	Miscellaneous materials for 1500 cable splices	-	225 cartons
	(a) Sleeves, splicing cotton FT-98	-	25000
	(b) Sleeves, paper, No.3	-	25000
	(c) " " " 7	-	125 "
	(d) Stemrine compound LC-3	-	125 "
	(e) " " (British)	-	400 lbs.
	(f) Paraffin wax-134	-	400 "
	(g) " " (British)	-	750 cans
	(h) Desiccant, 1/8 pint	-	200 lbs
	(i) Silica gel (for drying out joints by absorption of moisture)	-	500 rolls
	(j) Bandage TL-87	-	100 "
	(k) Plasters MC-73-A	-	400 cans
	(l) Paste, soldering, 203 cans	-	70 lbs.
	(m) Paste, Flux, soldering	-	90 "
	(n) Twine	-	200 rolls
	(o) Tape, friction, 3/4 inch, TL 83	-	50 "
	(p) " " 2 "	-	200 "
	(q) Tape, rubber, 3/4 ", TL-94	-	60 lbs
	(r) Stargarn	-	60 "
	(s) Tape, insulating	-	60 "
	(t) Tape, adhesive, rubber, 3/4 inch	-	200 "
17.	Wire, GL, #17 Seizing	-	1 lot
18.	Miscellaneous lamps and small materials required to complete manufacture of switchboards at FATME for the Italian Government and STET		

2084

0641

Declassified E.O. 12356 Section 3.3/NND No. 785015

604

Notes:

(1) In addition to the above materials it is the present intention of the Allies to supply sufficient repeaters, ring-a, testing and power equipment at every fenced repeater station or test station in sufficient quantity to provide a skeleton civilian telephone service between Firenze, Bologna, Torino, Milano & Genova, and between Bologna, Venezia and Trieste. This equipment will be left in situ and will be charged to the Italian Government.

(2) Item 3: Will be supplied at the rate of 300 lbs per month.

(3) Item 4: do.

(4) Items 5 and 6: Will be supplied at a total rate of 2000 lbs per month.

(5) Item 14: Will be supplied by local manufacture.

(6) Item 15: Will be supplied at the rate of 20% of each detail per month.

0642

Declassified E.O. 12356 Section 3.3/NND No. 785015

APPENDIX B

Handling of Telecommunications Stores Received by the Ministry of Communications from Allied Sources.

1. When information as to the availability of stores is received by this HQ. you will be issued with a "Release Note" and information as to the depot from which the stores will be withdrawn.

2. If possible an officer of this HQ. will accompany your official for the stores, to ensure that the proper procedure is used.

3. At the end of each calendar month, a detailed schedule should be submitted by you to this Sub-Commission of all stores received, and their prices. If the prices have not been received by you, the items should be included unpriced on the schedule. American stores should be listed separately from British.

4. Sales of goods thus received to concessionary companies can be made at suitable prices fixed by you. In the case of items intended for N. Italy, these can be sold to the concessionary companies only where they will be used in projects mutually agreed upon by A.C. and yourselves.

0643

Declassified E.O. 12356 Section 3.3/NND No. 785015

CONFIDENTIAL

COMMUN

P 34526
FEB 27/1807A

B/2520
FEB 26/0930

ROUTINE

AFHQ SIGNED ALEXANDER CITE: FHQBB, FHQDS, FHSIC, FHQAB, FHQRD.
AGTAN FOR CCS FOR COAC RPTD FOR INFO: CENTRAL DISTRICT UK BASE SECTION (LONDON) FOR CABINET SECRETARIAT RPTD ALCOA ROME.

CONFIDENTIAL.

Telecommunication equipment for ITALY.

Refer CAL 617 and CAL 867. This is LAC 1032.

1. All supplies necessary to maintain minimum essential telecommunication requirements, excepting for vehicles, are currently being met by the Chief Signal Officer from standard army type equipment. No commercial type equipment is desired as category A supplies.

2. Situation has developed since MED-184-SIG was submitted 29 June 1944, and the AC has unforeseen requirements not included in this requisition. For example there is a demand for 150 tons of copper wire to provide communications in the ANCONA area, which cannot now be established due to lack of this material. This amount wire available from military stocks, manufactured in the theatre, without jeopardy to military requirements.

3. Request confirmation that CAL 662 may be interpreted as authority for the theatre commander to issue minimum essential standard army telecommunication equipment to the AC in amounts necessary to the prevention of disease and unrest amongst the civil population.

4. If our understanding in para 3 is correct, 150 tons copper wire will be supplied. If specific authority required for all releases request this be considered requisition MED-272-SIG with rating 2 and allocated for supply from theatre stocks.

5. Consider procedure in para 3 essential to insure civil

CONFIDENTIAL

0644

Declassified E.O. 12356 Section 3.3/NND No. 785015

CONFIDENTIAL

Page 2

582

telecommunication commitment is fulfilled.

6. Reference items 5,6,73,74 of MGS-184-310 (150 vehicles) approved as standard army equipment in CAL 662. Substitutions are acceptable to include 150 general purpose vehicles, varying from 3/4 ton to 1½ lifting capacity. Specific approval requested in view of supply position. This requirement essential to project and not duplicated in subsequent demands or available from approved vehicle requisitions. Request approval for provision under 8/6 procedure.

DIST

Info-Action: REQUISITION NR 2
Info: A/PRESIDENT
CHIEF COMMISSIONER
COMMUNICATIONS S/C
ECON SEC
FILE 2
FLOAT

FOR INFORMATION ONLY

Director
D/Director
Chief Telecoms
Chief Postal
H Q Comm O.
Asst Chief Postal
Censorship
Chief Clerk

HEADQUARTERS
28 FEB 1945
A. C.

CONFIDENTIAL

CROSS REFS. 2080
FILE T.36
D/fwd. 28 FEB 1945
Date

0642

Declassified E.O. 12356 Section 3.3/NND No. 785015

Translation by C. Gagliardi.

58-1

Ref. No. I.R.I. sg/aa

22nd December 1944.

SUBJECT:- Information for a report.

22 part II

In reply to your letter of the 13th inst.,T 36.22, we forward herewith the requested list of our telephone exchanges with more than 200 numbers situated in the territory so far liberated, set out according to the extent of damage suffered consequent to war operations.

From this list it can be seen that of the said exchanges 6 are to be considered completely destroyed by war events or removed by the Germans, for a total of 6600 urban numbers and 191 inter-urban lines; 12 for a total of 26600 urban numbers and 642 inter-urban lines, have been badly damaged; 14 for a total of 11900 urban numbers and 364 inter-urban lines, have been damaged but not badly and have been dismantled in time to avoid destruction or removal by the enemy; at last, 18 for a total of 104990 urban numbers and 525 inter-urban lines or for special services (telephone secretary's office, information, etc.) have not suffered tangible damage. These last mentioned are, for the greater part, the Rome exchanges.

We have no news as to the amount of damage suffered by the Pescia exchange of the capacity of 300 numbers.

All the above considered exchanges are automatic.

Some of the badly damaged exchanges, as those of Florence Centro and Orvieto, have been partially or totally repaired and put into service again by opportune means of improvisation. For the not badly damaged exchanges, the reactivation of the service, where it has not already been reactivated, is, above all, subject to the directives of the Authorities and to the local conditions.

The exchanges to be considered as ready are all working, excepting that of Forte dei Marmi (Viareggio).

Some of them had to be carefully overhauled to free the switching devices from dust, fragments of glass, etc.

With reference to the exchanges of a capacity up to 200 numbers, the situation appears from the following prospectus:-

Exchanges totally destroyed or removed by the Germans.

Automatic	5	for a total of	460 numbers
Manual	2	" " " "	150 "

Exchanges badly damaged.

Automatic	8	for a total of	600 numbers
Manual	-		-

2079

Exchanges not badly damaged and exchanges dismantled by the T.E.T.I.

Automatic	28	for a total of	2310 numbers
Manual	4	" " " "	452 "

0640

Declassified E.O. 12356 Section 3.3/NND No. 785015

58.2

Exchanges ready.

Automatic 12 fora total of 1320 numbers.

Manual 5 " " " 380 "

Exchanges of which we do not yet know the extent of damage.

Automatic 17 for a total of 1100 numbers
Manual 5 " " " " 380 "

In the above calculations the exchanges up to 50 numbers have been excluded.

T.E.T.I.

Chief ... Horn
Chief ... O
Assi ... Posta
Chief Clerk.

2078

CROSS. REFS.
FILE T.36 B/Fwd.
Date 27 FEB 1915

0647

Declassified E.O. 12356 Section 3.3/NND No. 785015

T.E.T.I. TELEPHONE EXCHANGES WITH LESS THAN 200 URBAN NUMBERS SITUATED IN LIBERATED TERRITORY DAMAGED BY THE WAR.

Abbreviations: A - Automatic exchange
M - Manual exchange

Exchange	Type	Capacity urban numbers	Capacity inter-urban lines
1 - Exchanges damaged or removed by the Germans.			
Viareggio	A	1000	68
Prato	A	1600	42
Pistoia	A	800	40
Rame,S.Paolo	A	2200	-
Tivoli	A	600	21
Velletri	A	400	20
2 - Exchanges badly damaged.			
Pisa (inter-urban)	A	-	94
Lucca "	A	-	147
Montecatini	A	600	32
Siena	A	1600	60
Livorno	A	4000	100
Piombino	A	300	40
Firenze Centro	A	11500	155
" Affrico	A	2100	-
" Campo di Marte	A	2700	-
" Vittoria	A	2900	-
Frascati	A	500	-
Orvieto	A	400	14
3 - Exchanges not badly damaged and exchanges dismantled by the T.E.T.I.			
Pisa (urban)	A	1950	-
Lucca "	A	1500	-
Pontedera	A	300	36
Ardenza	A	400	-
Grosseto	A	900	80
Firenze Rifredi	A	500	-
Arezzo	A	900	20
Empoli	A	600	45
Roma Lido	A	450	-
Nettunia	A	300	-
Civitavecchia	A	800	29
Frosinone	A	600	27
Littoria	A	400	27
Cagliari	A	2300	100

2077

0645

Declassified E.O. 12356 Section 3.3/NND No. 785015

58-3

4 - Exchanges ready.

Forte dei Marmi	A	290	-
Rome Nomentana	A	18000	-
" Prati	A	16000	-
" Viminale	A	15000	-
" Trastevere	A	5900	-
" Parioli	A	4900	-
" S. Agnese	A	2900	-
" S. Lorenzo	A	3000	-
" Boccea	A	400	-
" Aniene	A	800	-
" Flaminia	A	4000	-
" Appia	A	13000	-
" Colonna	A	9600	130
" Corso V. Emanuele	A	8000	223 (special services)
" Casilina	A	900	-
Viterbo	A	900	52
Sassari	A	1100	80
Nuoro	A	300	40
Pescia	A	300	- (no details as to the extent of damage)

SOCIETÀ TELEFONICA TIRRENA

SOCIETÀ PER AZIONI CON SEDE IN FIRENZE - DIREZIONE GENERALE IN ROMA

CAPITALE L. 300 000 000 INTERAMENTE VERSATO

CONCESSIONARIA DELLE RETI LAZIO-TOSCANA-LIGURIA-SARDEGNA-STATO CITTÀ DEL VATICANO

58-4

TRANSLATION

DIREZIONE GENERALE

UFFICIO: I.R.I. sg/aa
(DA CITARE NELLA RISPOSTA)

OGGETTO: Informazioni per una relazione.

Cm. HEADQUARTERS
Allied Commission
Comunications Sub - Commission
APO 394

ROMA 22 DIC 1944-
LUNGOTEVERE MARZIO, 11
TELEFONO 0-56

In risposta alla Vostra lettera del I3 Dicembre, rif.T.36.22 CS, Vi trasmettiamo il richiesto elenco delle nostre centrali telefoniche con più di 200 numeri situate nel territorio finora liberato, distinte secondo il grado di danneggiamento sofferto in conseguenza delle operazioni belliche.

Dall'elenco stesso risulta che delle suddette centrali 6 sono da considerare completamente distrutte dagli eventi bellici od asportate dalle Forze armate germaniche, per un complesso di 6600 numeri urbani e I9I linee interurbane; I2, per complessivi 26600 numeri urbani e 642 linee interurbane, sono state gravemente danneggiate; I4, per complessivi II900 numeri urbani e 364 linee interurbane, sono state danneggiate non gravemente o sono state da noi smontate in tempo per sottrarle alla distruzione od alle asportazioni nemiche; infine I8, per complessivi IC49 90 numeri urbani e 525 linee interurbane o per servizi speciali (segreteria telefonica, informazioni, ecc.) non hanno subito danni sensibili. Queste ultime sono per la maggior parte le centrali di Roma. 2075

Mancano notizie sull'entità dei danni subiti dalla centrale di Pescia, della capacità di 300 numeri.

Tutte le centrali sopra considerate sono automatiche.

Alcune delle centrali rimaste gravemente danneggiate, come quelle di Firenze Centro e di Orvieto, sono già state parzialmente

CASELLA POSTALE 1046 - TELEGRAMMI: TETI, UFFICI FIRENZE N. 10008 - ROMA N. 23630

Declassified E.O. 12356 Section 3.3/NND No. 785015

UFFICIO I.R.I. SB/
(DA CITARE NELLA RISPOSTA)

OGGETTO: Informazioni per una relazione.

APC 394

ROMA 22 DIC 1944-
LUNGOTEVERE MARZIO 11
TELEFONO 0-56

In risposta alla Vostra lettera del I3 Dicembre, rif.T.36.22 CS, Vi trasmettiamo il richiesto elenco delle nostre centrali telefoniche con più di 200 numeri situate nel territorio finora liberato, distinte secondo il grado di danneggiamento sofferto in conseguenza delle operazioni belliche.

Dall'elenco stesso risulta che delle suddette centrali 6 sono da considerare completamente distrutte dagli eventi bellici od asportate dalle Forze armate germaniche, per un complesso di 6600 numeri urbani e I9I linee interurbane; I2, per complessivi 26600 numeri urbani e 642 linee interurbane, sono state gravemente danneggiate; I4, per complessivi II900 numeri urbani e 364 linee interurbane, sono state danneggiate non gravemente o sono state da noi smontate in tempo per sottrarle alla distruzione od alle asportazioni nemiche; infine I8, per complessivi IO499O numeri urbani e 525 linee interurbane o per servizi speciali (segreteria telefonica, informazioni, ecc.) non hanno subito danni sensibili. Queste ultime sono per la maggior parte le centrali di Roma.

2075

Mancano notizie sull'entità dei danni subiti dalla centrale di Pescia, della capacità di 300 numeri.

Tutte le centrali sopra considerate sono automatiche.

Alcune delle centrali rimaste gravemente danneggiate, come quelle di Firenze Centro e di Orvieto, sono già state parzialmente o totalmente riparate e rimesse in servizio mediante opportuni ac-

CASELLA POSTALE 1046 - TELEGRAMMI "IETI" UFIC. FIRENZE N. 1900 B - ROMA N. 2990

Declassified E.O. 12356 Section 3.3/NND No. 785015

SOCIETÀ TELEFONICA TIRRENA
Direzione Generale

N. 258-5

Data. _____

Destinatario: _____

corgimenti. Per le centrali non gravemente danneggiate la ripresa del servizio, ove già non è avvenuta, è subordinata sopratutto alle disposizioni delle Autorità e alle condizioni locali.

Le centrali da considerare a posto sono tutte in servizio, ad eccezione di quella di Forte dei Marmi (Viareggio).

Alcune di esse hanno dovuto essere accuratamente revisionate per liberare gli organi di commutazione dalla polvere, schegge di vetri rotti, ecc.

Per quanto riguarda le centrali di capacità fino a 200 numeri, la loro situazione risulta dal seguente prospetto:

Centrali completamente distrutte od asportate dalle Forze armate germaniche:

Automatiche	5	per complessivi	460	numeri
Manuali	2	" "	I50	"

Centrali gravemente danneggiate:

Automatiche	8	per complessivi	600	numeri
Manuali	-		-	

Centrali non gravemente danneggiate e centrali smontate dalla Teti:

Automatiche	28	per complessivi	23I0	numeri
Manuali	4	" "	452	"

Centrali a posto:

Automatiche	I2	per complessivi	I320	numeri
Manuali	6	" "	460	"

2074

Centrali di cui ancora non si conosce il grado di danneggiamento:

Automatiche	I7	per complessivi	IIC0	numeri
Manuali	5	" "	380	"

Nei computi di cui sopra sono stati esclusi i centralini fino a 50 numeri.

SOCIETÀ TELEFONICA TIRRENA
IL DIRETTORE GENERALE

Declassified E.O. 12356 Section 3.3/NND No. 785015

disposizioni delle Autorità e alle condizioni locali.

Le centrali da considerare a posto sono tutte in servizio, ad eccezione di quella di Forte dei Marmi (Viareggio).

Alcune di esse hanno dovuto essere accuratamente revisionate per liberare gli organi di commutazione dalla polvere, schegge di vetri rotti, ecc.

Per quanto riguarda le centrali di capacità fino a 200 numeri, la loro situazione risulta dal seguente prospetto:

Centrali completamente distrutte od asportate dalle Forze armate germaniche:

Automatiche	5	per complessivi	460	numeri
Manuali	2	" "	I50	"

Centrali gravemente danneggiate:

Automatiche	8	per complessivi	600	numeri
Manuali	-		-	

Centrali non gravemente danneggiate e centrali smontate dalla Teti:

Automatiche	28	per complessivi	23I0	numeri
Manuali	4	" "	452	"

Centrali a posto:

Automatiche	I2	per complessivi	I320	numeri
Manuali	6	" "	460	"

2074

Centrali di cui ancora non si conosce il grado di danneggiamento:

Automatiche	I7	per complessivi	IIC0	numeri
Manuali	5	" "	380	"

Nei computi di cui sopra sono stati esclusi i centralini fino a 50 numeri.

SOCIETÀ TELEFONICA TIRRENA
IL DIRETTORE GENERALE

I Allegato

NOM. 14 BIS D. G. - 210X297 - 4000 - 5 - 43

Declassified E.O. 12356 Section 3.3/NND No. 785015

SOCIETÀ TELEFONICA TIRRENA
Direzione Generale

58.6

DANNI DI GUERRA ALLE CENTRALI TELEFONICHE DELLA SOCIETA' TETI CON PIU' DI 200 NUMERI URBANI SITUATE NEL TERRITORIO GIA' LIBERATO

ooo

Abbreviazioni: A = Centrale automatica
M = " manuale

Centrale	Tipo	Capacità numeri urbani	Capacità linee interurbane
1) Centrali distrutte o asportate dalle Forze armate germaniche			
Viareggio	A	I.000	68
Prato	A	I.600	42
Pistoia	A	800	40
Roma S.Paolo	A	2.200	-
Tivoli	A	600	2I
Velletri	A	400	20
2) Centrali gravemente danneggiate			
Pisa (interurbana)	A	-	94
Lucca "	A	-	I47
Montecatini	A	600	32
Siena	A	I.600	60
Livorno	A	4.000	I00
Piombino	A	300	40
Firenze Centro	A	II.500	I55
" Affrico	A	2.I00	-
" Campo di Marte	A	2.700	-
" Vittoria	A	2.900	-
Frascati	A	500	-
Orvieto	A	400	I4
3) Centrali non gravemente danneggiate e centrali smontate dalla Teti			
Pisa (urbana)	A	I.950	-
Lucca "	A	I.500	-
Pontedera	A	300	36
Ardenza	A	400	-
Grosseto	A	900	80
Firenze Rifredi	A	500	-

2073

Declassified E.O. 12356 Section 3.3/NND No. 785015

Abbreviazioni: A = Centrale automatica
M = " manuale

Centrale	Tipo	Capacità numeri urbani	Capacità linee interurbane
I) Centrali distrutte o asportate dalle Forze armate germaniche			
Viareggio	A	I.000	68
Prato	A	I.600	42
Pistoia	A	800	40
Roma S.Paolo	A	2.200	-
Tivoli	A	600	2I
Velletri	A	400	20
2) Centrali gravemente danneggiate			
Pisa (interurbana)	A	-	94
Lucca "	A	-	I47
Montecatini	A	600	32
Siena	A	I.600	60
Livorno	A	4.000	I00
Piombino	A	300	40
Firenze Centro	A	II.500	I55
" Affrico	A	2.I00	-
" Campo di Marte	A	2.700	-
" Vittoria	A	2.900	-
Frascati	A	500	-
Orvieto	A	400	I4
3) Centrali non gravemente danneggiate e centrali smontate dalla Teti			
Pisa (urbana)	A	I.950	-
Lucca "	A	I.500	-
Pontedera	A	300	36
Ardenza	A	400	-
Grosseto	A	900	80
Firenze Rifredi	A	500	-

2073

Declassified E.O. 12356 Section 3.3/NND No. 785015

SOCIETÀ TELEFONICA TIRRENA
Direzione Generale

58-1

Centrale	Tipo	Capacità numeri urbani	Capacità linee interurbane	
Arezzo	A	900	20	
Empoli	A	600	45	
Roma Lido	A	450	-	
Nettunia	A	300	-	
Civitavecchia	A	800	29	
Frosinone	A	600	27	
Littoria	A	400	27	
Cagliari	A	2.300	100	
4) Centrali a posto				
Forte dei Marmi	A	290	-	
Roma Nomentana	A	18.000	-	
" Prati	A	16.000	-	
" Viminale	A	15.000	-	
" Trastevere	A	5.900	-	
" Parioli	A	4.900	-	
" S.Agnese	A	2.900	-	
" S.Lorenzo	A	3.000	-	
" Boccea	A	400	-	
" Aniene	A	800	-	
" Flaminia	A	4.000	-	
" Appia	A	13.000	-	
" Colonna	A	9.600	130	
" Corso V.Emanuele	A	8.000	223	(serv.speciali)
" Casilina	A	900	-	
Viterbo	A	900	52	
Sassari	A	1.100	80	
Nuoro	A	300	40	
Pescia	A	300	-	2072 (mancano dati sull'entità dei danni)

Declassified E.O. 12356 Section 3.3/NND No. 785015

Roma Lido	A	450	-	
Nettunia	A	300	-	
Civitavecchia	A	800	29	
Frosinone	A	600	27	
Littoria	A	400	27	
Cagliari	A	2.300	100	

4) Centrali a posto

Forte dei Marmi	A	290	-	
Roma Nomentana	A	18.000	-	
" Prati	A	16.000	-	
" Viminale	A	15.000	-	
" Trastevere	A	5.900	-	
" Parioli	A	4.900	-	
" S.Agnese	A	2.900	-	
" S.Lorenzo	A	3.000	-	
" Boccea	A	400	-	
" Aniene	A	300	-	
" Flaminia	A	4.000	-	
" Appia	A	13.000	-	
" Colonna	A	9.600	130	
" Corso V.Emanuele	A	8.000	223	(serv.speciali
" Casilina	A	900	-	
Viterbo	A	900	52	
Sassari	A	1.100	80	
Nuoro	A	300	40	

2072

Pescia	A	300	-	(mancano dati sull'entità dei danni)

Declassified E.O. 12356 Section 3.3/NND No. 785015

0651

Declassified E.O. 12356 Section 3.3/NND No. 785015

HEADQUARTERS ALLIED COMMISSION
APO 394
Communications Sub-Commission

PVC/epc

T.36.52.C8

21st February, 1945

SUBJECT: 3 Position Switchboard at Florence

TO: Under-Secretary of State for P.T.

Reference your letter 976495/510 PG of 17th February, 1945.

1. The needs of the Naples inter-urban switchboard are at present of paramount importance.

2. It is not therefore possible to say as yet whether the switchboards at Florence could best be used as suggested in your letter.

3. It is first desired to know whether these boards are of a type suitable for use at Naples and, if so the decision as to whether they could best be actually thus used would depend on the success or otherwise of endeavour at present in hand to obtain extension at Naples by other means.

4. At this stage, therefore, I should be glad to know as early as possible whether the examination of the characteristics of the three switchboards shows them to be suitable for use at Naples.

J.L.HENDERSON
Colonel,
Director.

2071

File

0658

Declassified E.O. 12356 Section 3.3/NND No. 785015

Translated by SCLAN.

56-1

Ref: 576495/510 F6

ROME 17th February 45

Subject: 3 Positions at Florence.

34

Re the above letter, we inform you that our Agency has already provided to have examined at Florence the characteristics of the 3 independent switchboards, put there at the disposal of the Allied Military Authorities.

Our opinion is that, if you have no objection on the matter, two positions can be used for the amplification of the actual positions for civil service, operating at the Florence inter-urban exchange.

The 3rd position for 50 inter-urban lines, 10 C-B lines, 5 automatic equipments and 10 cord pairs could be kept at Florence, after having been over hauled by the personnel of this Agency ready for an immediate use in some of the smallest towns of the Northern Italy (within Stipel or Telve areas).

If you have nothing to object on the matter, precise instructions will be issued to the personnel of our Agency at Florence.

Under Secretary of State for PP.TT.

see 56

2070

Director
D/Director
Chief Telecoms
Chief Postal
H Q Coms O.
Asst Chief Postal
Censorship
Chief Clerk

CROSS REFS.
FILE T 30
B/Fwd.
Date 19 FEB. 1945

Mod. 9 - (A. T.)

562

ROMA, 17 Febbraio 1945

MINISTERO DELLE COMUNICAZIONI
AZIENDA DI STATO PER I SERVIZI TELEFONICI

REPARTO 4° UFFICIO 1°

RISPOSTA AL N. T.36.B.S.

DEL 3 febbraio 45

PROT. N. 976495/510 PG ALLEGATI

OGGETTO: Tre posti di lavoro in Firenze.

9

ALLA COMMISSIONE ALLEATA
SOTTOCOMMISSIONE COMUNICAZIONI

In riferimento alla nota sopracitata si comunica che questa Azienda ha già provveduto a fare esaminare a Firenze le caratteristiche dei tre centralini indipendenti colà messi a disposizione dalle Autorità Militari.

Si è del parere di utilizzare, ove nulla osti da parte di codesta Commissione, due dei posti di lavoro in questione per l'ampliamento degli attuali posti in servizio civile presso la centrale interurbana di Firenze.

Il terzo posto per 50 linee interurbane, 10 linee a batterie centrale, 5 automatiche e 10 coppie di cordoni potrebbe essere tenuto a Firenze, opportunamente revisionato dal personale di questa Azienda, pronto per una immediata utilizzazione in alcuni dei centri minori dell'Italia Settentrionale di competenza Stipel o Telve.

2069

Ove nulla osti da parte di codesta Commissione si daranno in tal senso ordini precisi al personale di questa Azienda medesima in Firenze.

IL SOTTOSEGRETARIO DI STATO

Declassified E.O. 12356 Section 3.3/NND No. 786015

AZIENDA DI STATO PER I SERVIZI TELEFONICI

REPARTO 4° UFFICIO 1°

RISPOSTA AL N. T.36.B.S.

DEL 3 febbraio 45

PROT. N. 976495/510 PG ALLEGATI

OGGETTO: Tre posti di lavoro in Firenze.

9

ALLA COMMISSIONE ALLEATA
SOTTOCOMMISSIONE COMUNICAZIONI

In riferimento alla nota sopracitata si comunica che questa Azienda ha già provveduto a fare esaminare a Firenze le caratteristiche dei tre centralini indipendenti colà messi a disposizione dalle Autorità Militari.

Si è del parere di utilizzare, ove nulla osti da parte di codesta Commissione, due dei posti di lavoro in questione per l'ampliamento degli attuali posti in servizio civile presso la centrale interurbana di Firenze.

Il terzo posto per 50 linee interurbane, 10 linee a batterie centrale, 5 automatiche e 10 coppie di cordoni potrebbe essere tenuto a Firenze, opportunamente revisionato dal personale di questa Azienda, pronto per una immediata utilizzazione in alcuni dei centri minori dell'Italia Settentrionale di occupazione Stipel o Telve.

2069

Ove nulla osti da parte di codesta Commissione si daranno in tal senso ordini precisi al personale di questa Azienda medesima in Firenze.

IL SOTTOSEGRETARIO DI STATO

A/r

Declassified E.O. 12356 Section 3.3/NND No. 785015

0661

Declassified E.O. 12356 Section 3.3/NND No. 785015

CONFIDENTIAL

1114
155

ALLIED FORCE HEADQUARTERS
G-5 Section
APO 512

24 February 1945

Ref. S-19

SUBJECT: Telecommunication Equipment

TO : Headquarters, Allied Commission, APO 394
(Attn: Communications Sub-Commission)

43.

Reference your letter T.36.CS of 17 Feb.

1. Letter AFHQ/49 of 22 Feb from the Chief Signal Officer, AFHQ, confirms that small amounts of essential materials can be supplied unless unusual items are required.

2. We intend to inform the CC/S that signal project AFHQ/49 covers essential requirements excepting vehicles, and that no commercial type of equipment will be required from the Z.I.

For the Assistant Chief of Staff, G-5:

R.V. GRADY
Captain, T.C.
Econ & Supply Div.

Copy to: Requisition Division, A.C.
Chief Signal Officer, AFHQ (with copy of T.36.CS of 17 Feb)

2068

Director
D/Director
Chief Telecoms
Chief Postal
H Q. Coms. O.
Asst. Chief Postal
Censorship
Chief Clerk.

HEADQUARTERS
25FEB1945
A. C.

CROSS REFS.
FILE T.36
B/Fwd.
Date 26 FEB 1945

CONFIDENTIAL

0662

Declassified E.O. 12356 Section 3.3/NND No. 785015

552

ALLIED FORCE HEADQUARTERS
G-5 Section
APO 512

24 February 1945

Ref. S-19

SUBJECT: Telecommunication Equipment

TO : Headquarters, Allied Commission, APO 394
(Attn: Communications Sub-Commission)

Reference your letter T.36.CS of 17 Feb.

1. Letter AFHQ/49 of 22 Feb from the Chief Signal Officer, AFHQ, confirms that small amounts of essential materials can be supplied unless unusual items are required.

2. We intend to inform the CC/S that signal project AFHQ/49 covers essential requirements excepting vehicles, and that no commercial type of equipment will be required from the Z.I.

For the Assistant Chief of Staff, G-5:

R.V. GRADY
Captain, T.C.
Ecop & Supply Div.

Copy to: Requisition Division, A.C.
Chief Signal Officer, AFHQ (with copy of T.36.CS of 17 Feb)

2067

CONFIDENTIAL

0662

Declassified E.O. 12356 Section 3.3/NND No. 785015

CONFIDENTIAL

1112
55-2

ALLIED FORCE HEADQUARTERS
G-5 Section
APO 512

Ref. S-19

24 February 1945

SUBJECT: Telecommunication Equipment

TO : Headquarters, Allied Commission, APO 394
(Attn: Supply and Resources Section)

Reference requisition AC-Sig-84-45.

The Chief Signal Officer, AFHQ, advises that a supplement to Combined Signal Project AFHQ/49 is being prepared authorizing 10 repeaters, TG-30.

For the Assistant Chief of Staff, G-5:

P. V. GRADY
Major, T.C.
Economics & Supply Division

Copy to: Communications Sub-Commission, A.C.
Chief Signal Officer, AFHQ

HEADQUARTERS
25 FEB 1945
A. G.

2066

CONFIDENTIAL

0604

Declassified E.O. 12356 Section 3.3/NND No. 785015

541

ALLIED FORCE HEADQUARTERS
Office of the Chief Signal Officer

APO 512, U. S. Army
22 February 1945

AFHQ/49

SUBJECT: Signal Project AFHQ/49.

TO : Allied Commission, Communications Sub-Commission, APO 394, U. S. Army.

42

1. Reference is made to your letter, subject as above, file T.36. .CS, dated 17 February 1945, concerning the provision of minor items required to repair switchboards held by the Allied Commission.

2. Work considered essential by the Allied Commission will receive military assistance in procurement of materials in accordance with CCS message CAL 662. No difficulty is anticipated in furnishing small quantities of materials for switchboard repairs unless unusual items are required.

For the Chief Signal Officer:

L. Gray Beck
L. GRAY BECK,
Lt. Colonel, Signal Corps.

CC:
C-5, AFHQ

Director	
D/Director	
Chief Telecoms	X
Chief Postal	
H Q. Coms O.	
Asst. Chief Postal	
Censorship	
Chief Clerk.	

2065

CROSS. REFS.	
FILE T.36	D/Fwd.

Date 24 FEB 1945

0665

Declassified E.O. 12356 Section 3.3/NND No. 785015

54-2

ALLIED FORCE HEADQUARTERS
Office of the Chief Signal Officer

APO 512, U. S. Army
22 February 1945

AFHQ/42

SUBJECT: Signal Project AFHQ/49.

TO : Allied Commission, Communications Sub-Commission, APO 394, U. S. Army.

1. Reference is made to your letter, subject as above, file T.36. .CS, dated 17 February 1945, concerning the provision of minor items required to repair switchboards held by the Allied Commission.

2. Work considered essential by the Allied Commission will receive military assistance in procurement of materials in accordance with CCS message CAL 662. No difficulty is anticipated in furnishing small quantities of materials for switchboard repairs unless unusual items are required.

For the Chief Signal Officer:

L. GRAY BECK,
Lt. Colonel, Signal Corps.

CC:
C-5, AFHQ

2064

0666

Declassified E.O. 12356 Section 3.3/NND No. 785015

HEADQUARTERS ALLIED COMMISSION
APO 394
Communications Sub-Commission

PVC/epc

52

T.36.52.CS

21st February, 1945

SUBJECT: 3 Position Switchboard at Florence

TO: Under-Secretary of State for F.T.

Reference your letter 976495/510 FC of 17th February, 1945.

1. The needs of the Naples inter-urban switchboard are at present of paramount importance.

2. It is not therefore possible to say as yet whether the switchboards at Florence could best be used as suggested in your letter.

3. It is first desired to know whether these boards are of a type suitable for use at Naples and, if so the decision as to whether they could best be actually thus used would depend on the success or otherwise of endeavour at present in hand to obtain extension at Naples by other means.

4. At this stage, therefore, I should be glad to know as early as possible whether the examination of the characteristics of the three switchboards shows them to be suitable for use at Naples.

J.L.HENDERSON
Colonel,
Director.

62

2063.

SPC FILE

0601

Declassified E.O. 12356 Section 3.3/NND No. 785015

HEADQUARTERS ALLIED COMMISSION
APO 394
Communications Sub-Commission

PVC/rm 52

T.36.52.CS

24th February 1945.

SUBJECT: Manual Boards for N.Italy.

TO : Under Secretary of State for PP.TT.

1. The Chief Signal Officer, L of C, Italy has agreed to the release to the State of the two "new" state switchboards in situ at Florence.

2. In addition there will be certain switchboards and auxiliary equipment available in about 2 weeks time, being the surplus left when FACE have completed work at present being carried out on switchboards recovered from Florence.

3. Details of this latter equipment will be furnished as soon as the work is complete.

J.L.HENDERSON,
Colonel,
Director.

0601

File

0668

Declassified E.O. 12356 Section 3.3/NND No. 785015

Director
D/Director
Chief Executive
Chief Clerk
Asst Chief Clerk
Confidential
Chief Clerk

CONFIDENTIAL

151-1

413.4/3

Subject:- Manual Boards for N. Italy.

From:- CSO L of C Italy (Main).

To :- Director, Communications Sub-Commission, A.C.

44

1. Reference your T.36.CS of 17 February, 1945.

2. There are at present at the FACE factory, Rome, 10 positions of 'New' and 16 positions of 'Old' State boards ex-Florence. In addition, there remain in situ at Florence 2 positions of 'New' State board, and a quantity of relay equipment as scheduled in the attached copy of correspondence.

3. As you are aware, FACE are committed to make up for military purposes 8 positions of 'New' and 8 positions of 'Old' State board and this involves considerable 'cannibalisation' from switch sections not actually to be employed.

4. It is anticipated that no use will be made of the 2 position board now in situ at Florence. However, it will probably be necessary to remove some of the relay equipment.

5. It is considered that surplus equipment should be used on the following basis :-

(a) FACE to hand over to the State all materials ex-Florence and which become surplus when the two 8 position boards are completed.

(b) State to consider the 2 positions now at Florence immediately available to them.

(c) Relay equipments now at Florence and surplus after completion of the two 8 position boards to be made available to State. It is anticipated that within two weeks it will be possible to determine what proportion of the relay equipments will be surplus.

see 72

Wm C Buchanan
Brigadier,
CSO L 2161 ITALY.

21 February 1945.
FJDT/ECV.

Copy to:- CSO L of C Italy (Advanced).
CSO 1 District.

CROSS REFS
FILE T 36
wd.
Date 23 FEB 1945

0669

Declassified E.O. 12356 Section 3.3/NND No. 785015

COPY

51-2

CONFIDENTIAL

H.Q. 15 ARMY GROUP

TEL: FILPOT 56

X/3/9

1 FEB 45

SUBJECT: Relay Equipment, State Swbd FLORENCE

FROM: CSO L OF C ITALY (ADV)

TO : CSO L OF C ITALY (MAIN)

Reference verbal request from Major TAYLOR.

The following list gives details of the Relay Equipment remaining in FLORENCE from the State swbd. Diagram Numbers all refer to FACE diagrams.

30 - Trunk relay sets

Diagram CT 10787 CT 10728
CT 20739 CT 20678

30 - CB Relay sets (20 of these are incomplete or damaged)

Diagram CT 20680
CT 10730

10 - Relay sets for long dial circuits

Diagram CT 10731 CT 10727
CT 20681 CT 20694

20 - Relay sets for public telephones

Diagram CT 10729
CT 20679

50 - Relay sets for Automatic Lines

Diagram CT 10380
CT 20684

2060

/s/ C.E. SMITH
(C.E. SMITH) Lt. R. Signals,
For Brigadier,
C.S.O. L. OF C. ITALY.

COPY

0670

Declassified E.O. 12356 Section 3.3/NND No. 785015

50

HEADQUARTERS ALLIED COMMISSION
APO 394
Communications Sub-Commission

HTWM/epc

T.36. .CS .

16th February, 1945

SUBJECT: Rome Inter-Urban Board

TO: Signal Officer, R.A.A.C.

1. The Naples and Palermo switchboards are very badly congested.

2. The effect on operating has resulted in a reduction in the average effective time on the long-distance circuits.

3. It is essential therefore that the boards be extended. (Incidently the traffic even at full circuit efficiency causes delays of two to four hours and possibly therefore circuits will be added in the not far distant future - another reason for a larger board).

4. There are no suitable positions available for these extensions except those installed in Rome State exchange. Presumably you have no objection to the removal of some of the thirty positions not at present in use.

5. A difficulty connected with this Proposal however is the lack of inter-urban circuit relays. According to Italian information, all of these relays are in Allied use. Would you please say if this is the case, and if so, whether some can be released for Italian use.

see 70

2059

J.L.HENDERSON
Colonel,
Director.

File

0671

Declassified E.O. 12356 Section 3.3/NND No. 785015

43-1

HEADQUARTERS ALLIED COMMISSION
AFO 394
Communications Sub-Commission RTW/epc

17th February, 1945

F.36.43.08

SUBJECT: Switchboards for N.Italy

TO: Under-Secretary of State for F.T.

1. The contents of your letter No.976626-976106/S10-H of 3rd February are noted.

2. The requirements of TEMI for the completion of the Siemens boards should be sent to this office as early as possible.
Please state approximately dates at which the Company expects to complete each switchboard.

3. This Headquarters cannot agree that a switchboard of four positions, even with recording procedure removed, is sufficient to cope with the present traffic at Naples. On normal delay standards, allowing for reasonably efficient use of the inter-urban lines, at least six positions are required and preferably eight.

4. If the positions ordered from SIELTE for Naples have to be made at the FATME factory, they will not be completed for about five or six months owing to military priorities.

5. It is quite certain that, unless the inter-urban circuits are efficiently utilised, the military will be very reluctant to provide further circuits.

6. It is suggested therefore that at least four positions from the Rome suite be prepared at once and fitted with three inter-urban lines each.

7. Kindly confirm that relays are available for this number.

8. The steps you are taking at Palermo to relieve the work on the positions are noted with appreciation.

2058

F.C.

0672

Declassified E.O. 12356 Section 3.3/NND No. 785015

49-2

T.36.[illegible].CB

17th February, 1945 Continued.

It is felt that in this case also however an effort should be made to obtain early completion of additional positions for Palermo, though it is not in quite such urgent need as Naples.

9. The switchboards mentioned in your paragraphs 8 and 9 should be of considerable help if completed within the next three months.

10. The C.S.O., L.of C. will be asked for two of the Florence new type positions. It is feared that none of the relays will be available however.
Further information will be sent to you shortly.

J.L.HENDERSON
Colonel,
Director.

Copy to: Major Hawker, Lazio Region
Major Bridgeman, Southern Region

2057

10673

Declassified E.O. 12356 Section 3.3/NND No. 785015

TO:
ALLIED COMMISSION
POSTS AND TELECOMMUNICATIONS SUB-COMMISSION
APO 394

Ref. : 976626-976106 - 510.4
In reply to : T.36/ / cs dated 3/2/45

In reply to the above, we inform you of the following.

1. Arrangements have been made between our Agency and the Societa' Telefonica Tirrena, so that the Siemens inter-urban exchange, now being repaired by the said Societa, be subdivided into 3 exchanges; a 6 position one, and two with 4 positions.

2. The TETI have reserved itself to inform us whether and what stock of material is necessary to provide for the execution of the above work. In fact, they point out especially a lack of distribution wire and soldering tin.

3. As far as the use of the30 positions of the Rome interurban exchange is concerned, it is pointed out that we have already tried to find the relays necessary to realize what we forecasted in ourletter dated 30th January 1945. But up to day the necessary stock of relays were not to found. The Autelco, lately asked for it, have informed us that they will probably be able to supply us with some of the aforesaid relays, but it is foreseen that not all the necessary quantity will be found (totally it would be necessary to get 90 calling and tripping relays with 2 make contacts, and 90 knife-edge relays with one exchanging and two normal contacts.

4. The work for preparing the above switchboards, and for the transport of the line relays, in use of the Allied Command on the frame works already installed in the room of the interurban M.D.F., should be ~~carried out only for the FACE framework, and by the personnel of the State Agency for the Telephone Services as far as the positions are concerned.~~

by the FACE, limited to the racks, and by the staff of the Azienda for what concerns the positions.

5. Re the Naples exchange this ~~Agency~~ Azienda has already removed from the positions actually in operation, the booking service, and effective from 15th next also the service for special subscribers will be suppressed In this matter the work of such 4 positions will be considerably reduced, and it is deemed that we can await for the amplification, the other 4 Ericsson positions already ordered to the Sielte - Rome.

2056

6. Re Palermo, we are awaiting from the Sielte Company a proposal for a new inter - urban exchange, partially realized making use of 2 positions, already in our possession and previously prepared for Zara.

7. In the mean time this State Agency for the Telephone Services have

0674

Declassified E.O. 12356 Section 3.3/NND No. 785015

48-2

already ordered at Palermo some Gerosa switchboards, bought there to be modified in some accessory services, actually functionning on the positions so providing for Napdes a considerable reduction of work on the said positions.

8. Orders were also given to the Societa Autelco to revise and prepare for eventual and immediate use of the 4 inter-urban positions, previously prepared for Massana, and put in the warehouse of the said Company. The latter positions could be made use of for the civil traffic at Bobgna, where perhaps could be employed also the automatic exchange connected with them.

9. The Societa Autelco have also been invited by us to send an offer for the furnishing of some positions equipped with the material they had before said to have been available. The offer for such new positions and the respective specifications will be sent within a few days.

10. Re Florence, it would be very much appreciated to make use of the 2 positions of the new type switchboards, recovered from the destroyed inter-urban switchboard, previously in operation there. If the above is absolutely impossible, one of the inter-urban communicators, in course of construction will be used.
Also the possibility of use of the three positions, to which you made reference in letter T.36. CS. of 3rd February 1945, is being examined.

The Under Secretary of State for PP.TT.

Director .....
U/Director .....
Chief Telecoms .....
Chief Postal .....
H.Q. Coms O. .....
Asst Chief Postal .....
Censorship .....
Chief Clerk. .....
.....
.....

CROSS REFS.	
FILE T·36	B/Fwd.

Date 12/2/45

2055

0675

Declassified E.O. 12356 Section 3.3/NND No. 785015

48-B

TRANSLATION BY

TO:

ALLIED COMMISSION
POSTS AND TELECOMMUNICATIONS SUB_COMMISSION
APO 394

Ref. : 976626-976106 - 510.4
In reply to : T.36/ / cs dated 3/2/45

In reply to the above, we inform you of the following.

1. Arrangements have been made between our Agency and the Societa' Telefonica Tirrena, so that the Siemens inter-urban exchange, now being repaired by the said Societa, be subdivided into 3 exchanges; a 6 position one, and two with 4 positions.

2. The TETI have reserved itself to inform us whether and what stock of material is necessary to provide for the execution of the above work. In fact, they point out especially a lack of distribution wire and soldering tin.

3. As far as the use of the30 positions of the Rome interurban exchange is concerned, it is pointed out that we have already tried to find the relays necessary to realise what we forecasted in ourlettor dated 30th January 1945. But up to day the necessary stock of relays were not to found. The Autelco, lately asked for it, have informed us that they will probably be able to supply us with some of the aforesaid relays, but it is foreseen that not all the necessary quantity will be found (totally it would be necessary to get 90 calling and tripping relays with 2 make contacts, and 90 knife-edge relays with one exchanging and two normal contacts.

4. The work for preparing the above switchboards, and for the transport of the line relays, in use of the Allied Command on the frame works already installed in the room of the interurban M.D.F., should be carried out only for the FACE framework, and by the personnel of the State Agency for the Telephone Services as far as the positions are concerned.

5. Re the Naples exchange this Agency has already removed from the positions actually in operation, the booking service, and effective from 15th next also the service for special subscribers will be suppressed In this matter the work of such 4 positions will be considerably reduced, and it is deemed that we can await for the amplification of the other 4 Ericsson positions already ordered to the Sielte - Rome.

2054

6. Re Palermo, we are awaiting from the Sielte Company a proposal for a new inter - urban exchange, partially realized making use of 2 positions, already in our possession and previously prepared for Zara.

7. In the mean time this State Agency for the Telephone Services have

Declassified E.O. 12356 Section 3.3/NND No. 785015

484

already ordered at Palermo some Geresa switchboards, bought there to be modified in some accessory services, actually functionning on the positions so providing for Naples a considerable reduction of work on the said positions.

8. Orders were also given to the Societa Autelco to revise and prepare for eventual and immediate use of the 4 inter-urban positions, previously prepared for Massana, and put in the warehouse of the said Company. The latter positions could be made use of for the civil traffic at Bobgna, where perhaps could be employed also the automatic exchange connected with them.

9. The Societa Autelco have also been invited by us to send an offer for the furnishing of some positions equipped with the material they had before said to have been available. The offer for such new positions and the respective specifications will be sent within a few days.

10. Re Florence, it would be very much appreciated to make use of the 2 positions of the new type switchboards, recovered from the destroyed inter-urban switchboard, previously in operation there. If the above is absolutely impossible, one of the inter-urban communicators, in course of construction will be used.
Also the possibility of use of the three positions, to which you made reference in letter T.36. OS. of 3rd February 1945, is being examined.

The Under Secretary of State for PP.TT.

2053

Mod. 7 - (A. T.)

ROMA, 10/2 19 48

MINISTERO DELLE COMUNICAZIONI
AZIENDA DI STATO PER I SERVIZI TELEFONICI

REPARTO 2° UFFICIO 1°

RISPOSTA AL N. T.36/CS
DEL 3/2/45

PROT. N. 976626-976106/600 V. 510. 4

OGGETTO: Sistemazione tavoli interurbani prelevati dalla centrale interurbana di Firenze. Posti di lavoro per l'Italia del Nord.

ALLA COMMISSIONE ALLEATA
SOTTOCOMMISSIONE TELECOMUNICAZIONI

In risposta alla nota di cui sopra si comunica quanto segue:

1) questa Azienda ha preso accordi con la Società Telefonica Tirrena perchè la centrale interurbana tipo Siemens in corso di riparazione a cura della stessa sia suddivisa in tre centrali, una a 6 posti di lavoro, le altre due a 4 posti di lavoro.
2) La Teti si è riservata di far conoscere se e quali materiali le siano indispensabili per poter provvedere all'esecuzione del lavoro di cui sopra. Infatti essa fa presente di mancare in particolare di filo di permutazione e di stagno per saldatura. (1)
3) Per quanto si riferisce all'utilizzazione dei 30 posti di lavoro della centrale interurbana di Roma, si deve far presente che questa Azienda ha già cercato presso i diversi magazzini di poter ottenere i relè indispensabili per la realizzazione di quanto progettato nella precedente lettera del 31 gennaio u.s. Purtroppo fino ad oggi non è stato possibile trovare il quantitativo di relè indispensabile per la realizzazione del lavoro. L'Autelco recentemente interpellata ha fatto presente che forse potrà fornire qualcuno dei relè suddetti, ma si prevede che non sarà possibile trovarne il quantitativo necessario (in totale occorrerebbero 90 relè tipo Face di chiamata e blocco a 2 contatti di

Declassified E.O. 12356 Section 3.3/NND No. 785015

REPARTO

RISPOSTA AL N.

DEL 3/2/45

PROT. N 976626-976106/~~600~~ #510.4

OGGETTO: Sistemazione tavoli interurbani prelevati dalla centrale interurbana di Firenze. Posti di lavoro per l'Italia del Nord.

ALLA COMMISSIONE ALLEATA
SOTTOCOMMISSIONE TELECOMUNICAZIONI

In risposta alla nota di cui sopra si comunica quanto segue:

1) questa Azienda ha preso accordi con la Società Telefonica Tirrena perchè la centrale interurbana tipo Siemens in corso di riparazione a cura della stessa sia suddivisa in tre centrali, una a 6 posti di lavoro, le altre due a 4 posti di lavoro.
2) La Teti si è riservata di far conoscere se e quali materiali le siano indispensabili per poter provvedere all'esecuzione del lavoro di cui sopra. Infatti essa fa presente di mancare in particolare di filo di permutazione e di stagno per saldatura. (1)
3) Per quanto si riferisce all'utilizzazione dei 30 posti di lavoro della centrale interurbana di Roma, si deve far presente che questa Azienda ha già cercato presso i diversi magazzini di poter ottenere i relè indispensabili per la realizzazione di quanto progettato nella precedente lettera del 31 gennaio u.s. Purtroppo fino ad oggi non è stato possibile trovare il quantitativo di relè indispensabile per la realizzazione del lavoro. L'Autelco recentemente interpellata ha fatto presente che forse potrà fornire qualcuno dei relè suddetti, ma si prevede che non sarà possibile trovarne il quantitativo necessario (in totale occorrerebbero 90 relè tipo Face di chiamata e blocco a 2 contatti di

./.

Declassified E.O. 12356 Section 3.3/NND No. 785015

lavoro, 90 relè di taglio a un contatto di scambio e tre di riposo).

4) Il lavoro di preparazione dei tavoli di cui sopra e di trasporto dei relè di linea in uso al Comando Alleato sui telai all'uopo già predisposti nella sala del permutatore interurbano, sarebbe eseguito limitatamente ai telai dalla Face e dal personale di questa Azienda di Stato per i Servizi Telefonici per quanto concerne i posti di lavoro.

5) Per la centrale di Napoli, questa Azienda ha già provveduto a toglie re dai posti di lavoro, attualmente attivi, il servizio di prenotazione ed entro giovedì prossimo giorno 15, verrà tolto anche il servizio degli abbonati speciali. In tal modo il lavoro ai 4 posti suddetti sarà notevolmente alleggerito e si ha ragione di ritenere di poter attendere, per l'ampliamento, gli ulteriori 4 posti di lavoro Tipo Ericsson già ordinati alla Sielte - Roma.

6) Per Palermo si attende dalla Società Sielte già detta un'offerta per una nuova centrale interurbana in parte realizzata con l'impiego di 2 posti di lavoro già in possesso di questa Azienda e che erano stati predisposti a suo tempo per la città di Zara.

7) Nel frattempo questa Azienda di Stato per i Servizi Telefonici ha già provveduto ad ordinare in Palermo la modifica ad alcuni centralini tipo Gerosa colà acquistati, per passare sugli stessi, alcuni dei servizi accessori attualmente in funzione sui posti di lavoro, provvedendo così, come per Napoli, ad alleggerire considerevolmente il lavoro sui posti stessi.

8) Si sono dati inoltre ordini alla Società Autelco perchè provveda subito a revisionare e a predisporre per un'eventuale immediata utilizzazione, i 4 posti di lavoro interurbani approntati dalla stessa per la città di Massaua, e già immagazzinati presso questa Azienda medesima. Questi ultimi posti di lavoro potrebbero essere adoperati per il traffico civile a Bologna, dove forse potrebbe trovare utile impiego anche la centrale automatica ad essi connessa.

Declassified E.O. 12356 Section 3.3/NND No. 785015

4) Il lavoro di preparazione dei tavoli di cui sopra e di trasporto dei relè di linea in uso al Comando Alleato sui telai all'uopo già predisposti nella sala del permutatore interurbano, sarebbe eseguito limitatamente ai telai dalla Face e dal personale di questa Azienda di Stato per i Servizi Telefonici per quanto concerne i posti di lavoro.

5) Per la centrale di Napoli, questa Azienda ha già provveduto a toglie re dai posti di lavoro, attualmente attivi, il servizio di prenotazione ed entro giovedì prossimo giorno 15, verrà tolto anche il servizio degli abbonati speciali. In tal modo il lavoro ai 4 posti suddetti sarà notevolmente alleggerito e si ha ragione di ritenere di poter attendere, per l'ampliamento, gli ulteriori 4 posti di lavoro Tipo Ericsson già ordinati alla Sielte - Roma.

6) Per Palermo si attende dalla Società Sielte già detta un'offerta per una nuova centrale interurbana in parte realizzata con l'impiego di 2 posti di lavoro già in possesso di questa Azienda e che erano stati predisposti a suo tempo per la città di Zara.

7) Nel frattempo questa Azienda di Stato per i Servizi Telefonici ha già provveduto ad ordinare in Palermo la modifica ad alcuni centralini tipo Gerosa colà acquistati per passare sugli stessi, alcuni dei servizi accessori attualmente in funzione sui posti di lavoro, provvedendo così, come per Napoli, ad alleggerire considerevolmente il lavoro sui posti stessi.

8) Si sono dati inoltre ordini alla Società Autelco perchè provveda subito a revisionare e a predisporre per un'eventuale immediata utilizzazione, i 4 posti di lavoro interurbani approntati dalla stessa per la città di Massaua, e già immagazzinati presso questa Azienda medesima. Questi ultimi posti di lavoro potrebbero essere adoperati per il traffico civile a Bologna, dove forse potrebbe trovare utile impiego anche la centrale automatica ad essi connessa.

./.

Declassified E.O. 12356 Section 3.3/NND No. 785015

Mod. 9 - (A. T.)

MINISTERO DELLE COMUNICAZIONI
AZIENDA DI STATO PER I SERVIZI TELEFONICI

REPARTO ..... UFFICIO .....

ROMA 19

PROT. N. ..... ALLEGATI .....

RISPOSTA AL N. .....

DEL .....

OGGETTO: .....

9) La Società Autelco inoltre è stata invitata da questa Azienda a presentare offerta per la fornitura di alcuni posti di lavoro equipaggiati dalla stessa con materiale che essa aveva dichiarato di aver disponibile. L'offerta per detti nuovi posti e le relative specifiche saranno presentati entro alcuni giorni.

10) Per la città di Firenze sarebbe molto desiderabile il poter adoperare 2 posti dei tavoli nuovo tipo, recuperati dalla distrutta centrale interurbana colà a suo tempo attiva. Qualora ciò non sia assolutamente possibile, verrà colà adoperato uno dei commutatori interurbani in corso di approntamento. Si sta inoltre esaminando anchè la possibilità di impiego dei tre posti di lavoro di cui alla lettera di codesta Commissione T.36 CS del 3 febbraio u.s.

IL SOTTOSEGRETARIO DI STATO

THE TIN CAN BE PROVIDED BY THE
(1) per lo stagno può provvedere l'Azienda di Stato per i Servizi Telefonici.

HAS DECLARED TO HAVE AVAILABLE
(2) L'ing. Piperno dell'Autelco avrebbe dichiarato di avere disponibili
ABOUT TO PAIRS OF RELAYS BY WHICH
una ventina di coppie dei relè in questione, con i quali si potreb-
5 POSITIONS COULD BE EQUIPPED.

2051

Declassified E.O. 12356 Section 3.3/NND No. 785015

PROT. N. ALLEGATI DEL

OGGETTO:

9) La Società Autelco inoltre è stata invitata da questa Azienda a presentare offerta per la fornitura di alcuni posti di lavoro equipaggiati dalla stessa con materiale che essa aveva dichiarato di aver disponibile. L'offerta per detti nuovi posti e le relative specifiche saranno presentati entro alcuni giorni.

10) Per la città di Firenze sarebbe molto desiderabile il poter adoperare 2 posti dei tavoli nuovo tipo, recuperati dalla distrutta centrale interurbana colà a suo tempo attiva. Qualora ciò non sia assolutamente possibile, verrà colà adoperato uno dei commutatori interurbani in corso di approntamento. Si sta inoltre esaminando anchè la possibilità di impiego dei tre posti di lavoro di cui alla lettera di codesta Commissione T.36 CS del 3 febbraio u.s.

IL SOTTOSEGRETARIO DI STATO

(1) per lo stagno può provvedere l'Azienda di Stato per i Servizi Telefonici.

(2) L'ing. Piperno dell'Autelco avrebbe dichiarato di avere disponibili una ventina di coppie dei relè in questione, con i quali si potrebbero equipaggiare 5 posizioni di lavoro.

Declassified E.O. 12356 Section 3.3/NND No. 785015

0683

Declassified E.O. 12356 Section 3.3/NND No. 785015

47

HEADQUARTERS ALLIED COMMISSION
APO 394
Communications Sub-Commission

PVC/epc

T.36.47.CS

20th February, 1945

SUBJECT: Civil Telegraphs Naples - Bari.

TO: C.S.O., L.of C., Italy (Main)

1. Following conversation Captain QUILCH - Captain COLLYER the attached copy of translation of a proposal from the Under-Secretary of State for P.T. is forwarded for information and consideration.

2. No doubt it will be stated whether approval is given to the proposed transfer of the Military Siemens - Hell printer to a two wire circuit.

Capt.
for J.L.HENDERSON
Colonel,
Director.

see also T.37.17

Incl: Copy of translation of U.S.of S.for P.T.letter.

2050

File

0684

Declassified E.O. 12356 Section 3.3/NND No. 785015

Translation by C. Gagliardi.

12th February 1945.

Ref. No. S/15.2/30838.

SUBJECT:- Communications in harmonic telegraphy.

With further reference to our letter S/15.3/30715 of the 7th inst.

1.- We attach a plan of the hamonic telegraph connections already carried out, and those which we propose to activate in Northern Italy.

2. -The program remains thesame as already communicated to you; the only alteration is that concerning the Naples-Bari stretch. So as to avoid the difficulties which may be encountered in installing in the Bari amplifier (which is of the Siemens type) a Standard 6 channel equipment (in substitution of that of 16 channels to be taken to Milan) we propose to place between Naples and Bari 2 four channels harmonic telegraph equipments of the Siet type. Owing to the type of equipment, for every group of four channels a 4 wire circuit is necessary. We propose, therefore, to use for 4 channels, the circuit actually utilized for the 6 channels and, for the other 4 channels, a four wire circuit now used for the telephone service. This circuit would be substituted with the 2 wire circuit recently given to the military forces, for a telegraphic communication Siemens-Hell.

So as that the said two wire circuit may be used for the telephone traffic, it is necessary to install an amplifier at Salerno and we ask your authorization to do so, obtaining the amplifier from Potenza where it is available.

We draw your attention to the fact that with the above prospected solution, a communication between Naples and Bari would be gained; this would be used for the Press Agency Service which would, otherwise, not be available.

It would, also, give the advantage of making available the 6 channel equipment actually at Naples, which, to-gether with a 6 channel equipment, actually in Rome would allow a complete 6 channel equipment to be available for Northern Italy.

3.- We shall await to learn your decision and that of the C.S.O. L. of C. for the actuation of the proposed modification of the Naples Bari circuit.

US. of S.

Director	
D/Director	
Chief. Telecoms	
Chief. Postal	
H. Q., Coms. O.	
Asst. Chief Postal	
Censorship	
Chief Clerk.	

CROSS. REFS.	
FILE T36	B/Fwd.

Date 13/2/45

2049

AG/ba

MINISTERO DELLE COMUNICAZIONI

SOTTOSEGRETARIATO DI STATO ALLE POSTE E TELECOMUNICAZIONI

SEGRETERIA

Postgen, Telecomunicazioni

Protoc. N° S/15.3/20838

Risposta al foglio N° .....

del .....

Allegati .....

Roma, li 12 FEB 1945 - 194

ALLA COMMISSIONE ALLEATA
Posts and Telecommunications
Sub-Commission

R O M A

OGGETTO: Comunicazioni in telegrafia armonica .

A prosecuzione del foglio S/15.3/20715 del 7 febbraio u.s.

1. - Si allega uno schema dei collegamenti in telegrafia armonica già attuati e di quelli che ci si propone di attivare nell'Italia settentrionale.

2. - Il programma rimane quello già comunicato a codesta Commissione: sola variante è quella relativa al tratto Napoli-Bari. Al fine di evitare le difficoltà che si potrebbero incontrare nell'installare nell'amplificatrice di Bari (che è di tipo Siemens), un'apparecchiatura Standard a 6 canali (in sostituzione di quella a 16 da trasportare a Milano), ci si propone di sistemare fra Napoli e Bari due apparecchiature per telegrafia armonica a 4 canali, di tipo Siet. Dato il tipo di apparecchiatura, per ogni gruppo di 4 canali è necessario un circuito a 4 fili. Ci si propone pertanto di utilizzare per 4 canali, il circuito attualmente utilizzato per i 6 canali e per gli altri quattro canali, un circuito a 4 fili ora utilizzato per il servizio telefonico. Questo circuito verrebbe sostituito con il circuito a 2 fili, recentemente dato ai militari, per una comunicazione telegrafica Siemens-Hell.

Affinchè il detto circuito a 2 fili possa essere usato per il traffico telefonico, è necessario poter installare un amplificatore a Salerno: si chiede autorizzazione a far ciò, prelevando 2028 ificatore a Potenza, dove risulta disponibile.

Si fa presente che con la soluzione così prospettata si viene a guadagnare, fra Napoli e Bari, una comunicazione: essa verrà utilizzata per il servizio stampa e sarebbe altrimenti mancante.

Si consegue altresì il vantaggio di rendere disponibile l'apparecchiatura a 6 canali attualmente a Napoli, che insieme ad un'apparecchiatura a 6 canali, attualmente a Roma permette di avere a disposizione un sistema completo a 6 canali per il Nord Italia.

3. - Si rimane in attesa di conoscere le determinazioni di codesta Com[illegible] dell'attuazione della proposta modi-

Declassified E.O. 12356 Section 3.3/NND No. 786015

Protoc. N° S/15.2/20838

Risposta al foglio N° _____

del _____

Allegati _____

ALLA COMMISSIONE ALLEATA
Posts and Telecommunications
Sub-Commission

R O M A

OGGETTO: Comunicazioni in telegrafia armonica .

A prosecuzione del foglio S/15.3/30715 del 7 febbraio u.s.

1. - Si allega uno schema dei collegamenti in telegrafia armonica già attuati e di quelli che ci si propone di attivare nell'Italia settentrionale.

2. - Il programma rimane quello già comunicato a codesta Commissione: sola variante è quella relativa al tratto Napoli-Bari. Al fine di evitare le difficoltà che si potrebbero incontrare nell'installare nell'amplificatrice di Bari (che è di tipo Siemens), un'apparecchiatura Standard a 6 canali (in sostituzione di quella a 16 da trasportare a Milano), ci si propone di sistemare fra Napoli e Bari due apparecchiature per telegrafia armonica a 4 canali, di tipo Siet.Dato il tipo di apparecchiatura, per ogni gruppo di 4 canali è necessario un circuito a 4 fili. Ci si propone pertanto di utilizzare per 4 canali, il circuito attualmente utilizzato per i 6 canali e per gli altri quattro canali, un circuito a 4 fili ora utilizzato per il servizio telefonico. Questo circuito verrebbe sostituito con il circuito a 2 fili, recentemente dato ai militari, per una comunicazione telegrafica Siemens-Hell.

Affinchè il detto circuito a 2 fili possa essere usato per il traffico telefonico, è necessario poter installare un amplificatore a Salerno: si chiede autorizzazione a far ciò, prelevando 2048 ificatore a Potenza, dove risulta disponibile.

Si fa presente che con la soluzione così prospettata si viene a guadagnare, fra Napoli e Bari, una comunicazione: esca verrà utilizzata per il servizio stampa e sarebbe altrimenti mancante.

Si consegue altresì il vantaggio di rendere disponibile l'apparecchiatura a 6 canali attualmente a Napoli, che insieme ad un'apparecchiatura a 6 canali, attualmente a Roma permette di avere a disposizione un sistema completo a 6 canali per il Nord Italia.

3. - Si rimane in attesa di conoscere le determinazioni di codesta Commissione e del C.S.O., L. of C., per l'attuazione della proposta modi-

./.

0 6 8 6 1

Declassified E.O. 12356 Section 3.3/NND No. 785015

fica sui circuiti Napoli-Bari.

IL SOTTOSEGRETARIO DI STATO

Director	
D/Director	
Chief Telecoms	
Chief Postal	
H Q Comms O.	
Asst Chief Postal	
Censorship	
Chief Clerk	

CROSS. REFS.	
FILE T36	B/Fwd.

Date 13/2/45

Declassified E.O. 12356 Section 3.3/NND No. 785015

Program of armonic telegraphy 12 february 1945

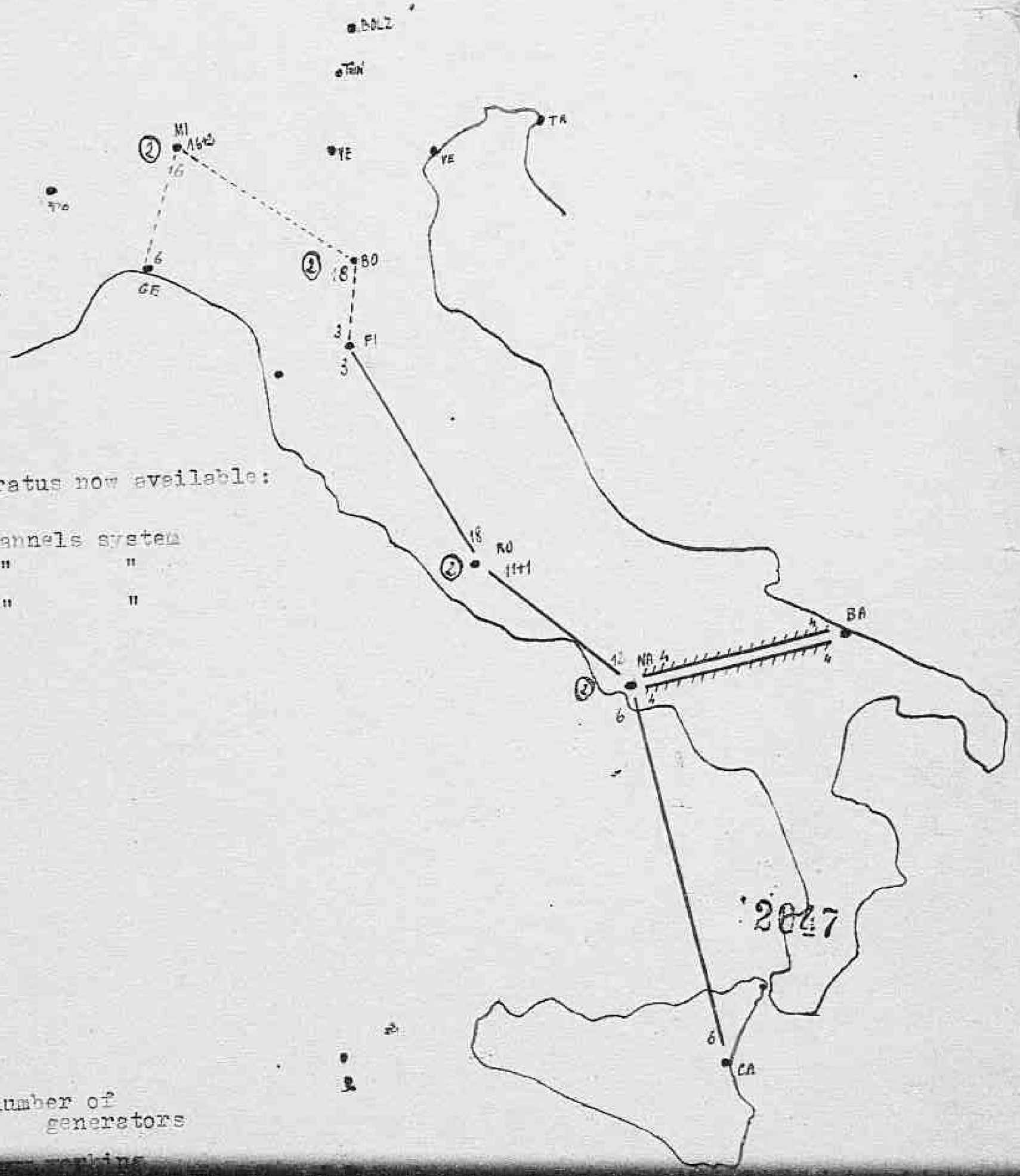

apparatus now available:

5 channels system
3 " "
3 " "

0 number of generators

Declassified E.O. 12356 Section 3.3/NND No. 785015

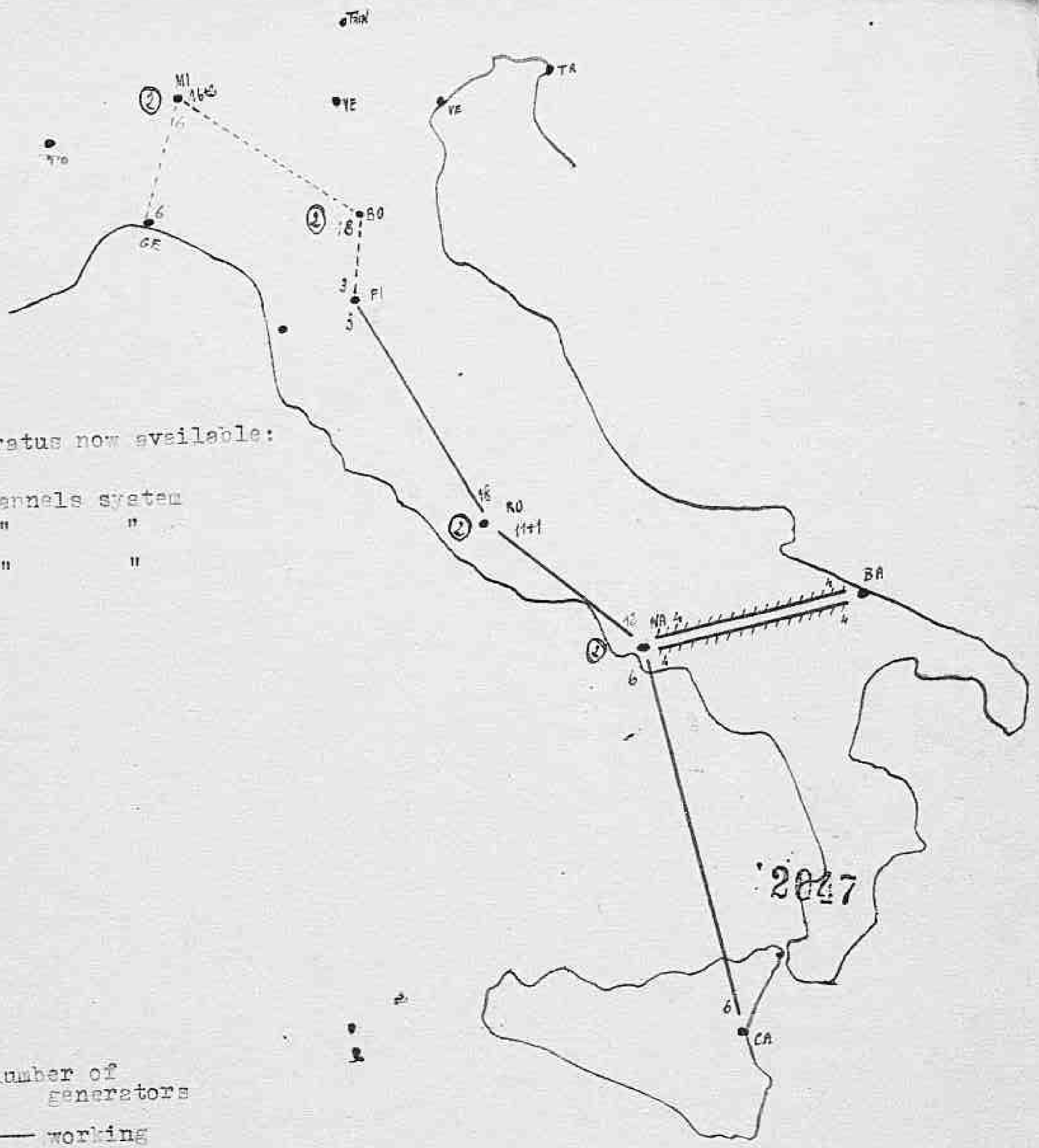

apparatus now available:

5 channels syetem
3 " "
3 " "

○ number of generators

——— working

----- to be installed

////// SIET apperatus

2047

Declassified E.O. 12356 Section 3.3/NND No. 785015

Declassified E.O. 12356 Section 3.3/NND No. 785015

BEST COPY POSSIBLE

Prograph of armonic telegraphy 12 febrtuary 1945

apperatus now available:

5 channels system

3 " "

3 " "

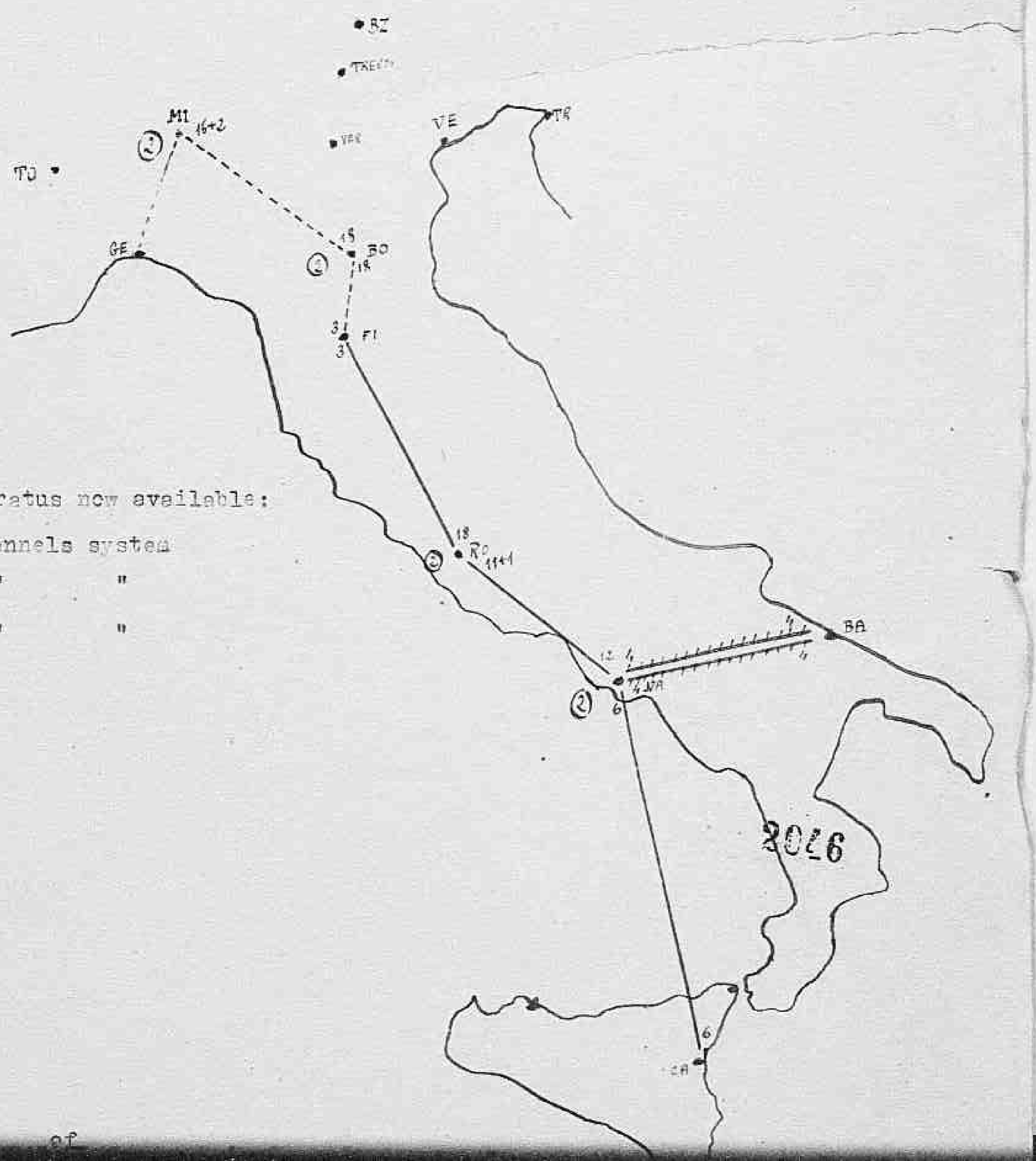

2016

of

Declassified E.O. 12356 Section 3.3/NND No. 785015

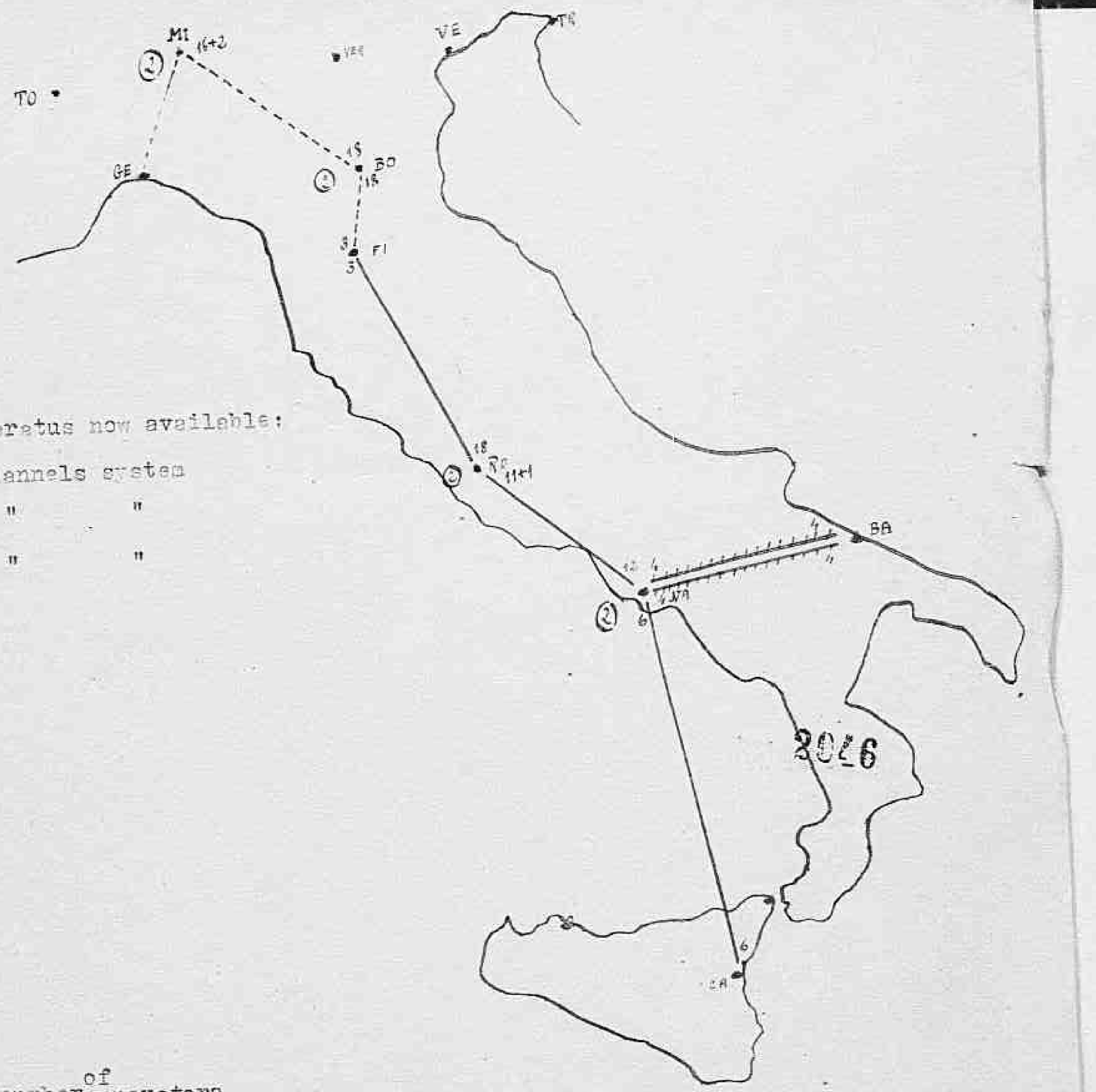

apperetus now available:

5 channels system

3 " "

3 " "

O number of generators

_____ working

------- to be installed

////// SIET apperetus

Declassified E.O. 12356 Section 3.3/NND No. 785015

0695

Declassified E.O. 12356 Section 3.3/NND No. 785015

HTWM/epc 45

File T36/C5

MEMO:

1. I saw Lt.Col.Banning (Finance) today and made arrangements as follows for proper recording of the necessary financial transactions involved in the attached project.

2. He stated that very often shipping notes were not sent by American sources and it was essential therefore, when we handed over a consignment to the Italians, to advise him, attaching the Italians' receipt. We should get two receipts therefore, one for ourselves, and one for Finance Sub-Commission.

As regards British sources, they did not usually send shipping notes, the information coming usually from the British Financial Adviser.

3. Procedure will be therefore:

In first few cases, I or whoever hands over the plant to the Italians should see Col. Banning with the receipts and shipping notes (if any), and we can then decide the best way to handle the matter.

H.T.W.MILLAR
Lt.Col. R.Sigs.
Chief Telecomms Officer
HQ. A.C.

Above refers to Combined Signal Board for Telecomms Plant.

2045

0694

Declassified E.O. 12356 Section 3.3/NND No. 785015

44

HEADQUARTERS ALLIED COMMISSION
APO 394
Communications sub-Commission HTWM/epc

T.36.44.CS 17th February, 1945

SUBJECT: Manual Boards for N.Italy

TO: C.S.O., L.of C. Main

1. The Italian Government has enquired whether you are in a position to release any of the new or old type Florence toll positions, preferably with relay equipment.

2. The Government specifically asks consideration for the release of two of the new type positions, if this is possible.

3. It is realised of course that most of the above plant will be required by you, but any that can be spared would be very usefully employed.

J.L.HENDERSON
Colonel,
Director.

all 51

2044

F16

0695

Declassified E.O. 12356 Section 3.3/NND No. 785015

43

HEADQUARTERS ALLIED COMMISSION
AFO 394
Communications Sub-Commission

HTM/epc

T.36.43.CS

17th February, 1945

SUBJECT: Telecommunications Equipment for Allied Commission

TO: G-5, A.F.H.Q.

Ref: Your G-19 of 10th February, subject - Combined Signal Project AFHQ/49.

1. The project mentioned above covers requirements essential for the prevention of disease and unrest, except as regards supply of vehicles, and as regards one other point explained below.

2. In para. B1 of A.C.Memo. No. RD -400/166 of 15th December, 1944, it will be observed that reference is made to toll boards under repair for A.C. work.

3. These toll boards (part of recoveries from Florence) are nowrequired for military use. Other switch-boards (Siemens type) are available, but certain materials are required on a small scale to repair them.

4. The C.S.O., L.of C. has been asked to confirm that such materials can be supplied from military sources.

J.L.HENDERSON
Colonel,
Director.

Copy to: Requisition Division, A.C.

AU 54 2043

File

0695

Declassified E.O. 12356 Section 3.3/NND No. 785015

(42)

HEADQUARTERS ALLIED COMMISSION
APO 394
Communications Sub-Commission

HTWM/epc

T.36.42.CS

17th February, 1945

SUBJECT: Combined Signal Project AFHQ/49 of 8th Feb.

TO: C.S.O., A.F.H.Q.

1. In para. B1 of AC Memo. No RD - 400/166 of 13th December, 1944 (accompanying Recn. AC -SIG-62-45 of 9th Dec. 1944) it was mentioned that certain toll boards were under repair for A.C. work.

2. These boards (part of Florence recoveries) are now required for military use. Other boards (Siemens type) are available, but certain materials are required on a small scale to repair them. e.g. switchboard wire.

3. Will you please confirm that military assistance can be given to meet these needs. Material is at present being listed.

J.L.HENDERSON
Colonel,
Director.

(53)

Copy to: Requisition Division, A.C.

2042

F.6

0692

Declassified E.O. 12356 Section 3.3/NND No. 785015

Director
Dy Director
Chief, [illegible]
Chief, Pers
H Q [illegible]
Asst [illegible]
Comdr
Chief Clk

Ref. S-19

RESTRICTED

ALLIED FORCE HEADQUARTERS
G-5 Section
APO 512

10 February 1945

SUBJECT: Telecommunication Equipment for Allied Commission.

TO : Headquarters, Allied Commission, APO 394.

1. Reference your letter RD-400/166 of 13 December, which transmitted requisition AC-SIG-62-45, including telecommunication equipment for civil purposes in Italy.

2. Attached are four copies of "Combined Signal Project AFHQ/49" dated 8 February, incorporating the signal supplies which will be made available by the Chief Signal Officer AFHQ.

3. It is requested that HQ AC deal directly with the Signal Section AFHQ on all matters pertaining to this project. Amendments or additions should be referred to the Chief Signal Officer AFHQ.

4. Vehicles are not presently available for issue. However, the provision of vehicles will be reviewed at such time as the policy relating to the sale of W.D. vehicles to the Italian Government is established.

5. It is desired to inform the CCS that this theatre signal project will meet your essential requirements for signal supplies excluding vehicles. Please confirm that this is the case.

For the Assistant Chief of Staff, G-5:

J. E. BUTTLER
Colonel, G. S. C.,
Chief, Economics & Supply.

Copy to:

G-4 AFHQ

Signals AFHQ

Incls:

4 copies as above (AC only)

RESTRICTED

CROSS. REFS.	
FILE	B/Fwd.
I.36	

Date 13/2/45

Director
D/Director
Chief Telecomm
Chief Postal
H Q. Comm. O.
Asst. Chief Postal
Censorship
Chief Clerk

RESTRICTED

CROSS REFS.
FILE T.36
B/Fwd

140

Date 10 FEB 45

ALLIED FORCE HEADQUARTERS
Signal Section

APO 512, U. S. Army
6 February 1945

Combined Signal Project AFHQ/49

1. Authority and Designation. Under authority of Item 2, Section II, of AFHQ Signal Instructions, and CCS Message CAL 662, the issue of supplies to the Allied Commission, detailed herein, is authorized under the above designated project.

2. Purpose. The supplies authorized herein for issue to the Allied Commission are to provide essential civilian telephone facilities as designated by the Allied Commission. The following supplies, not available from civilian sources, are covered by this project:

a. Miscellaneous items, in addition to FATME supplied materials, necessary for the fabrication and installation of 6 switchboards being manufactured by FATME for the Allied Commission (See Tabulation "C" for items being furnished on this project).

b. Cable splicing materials, for the repair and maintenance of civilian cables.

c. Bare line wire for civilian plant extensions and repairs.

3. Origination and Approval. Supply issue as itemized in Requisition AC-6 IC-62-45, dated 9 December 1944, and requested in Informal Routing Slip, subject, "Civil Telecommunication", file S-19, log D-3924, dated 17 December 1944, from C-5, AFHQ to C-4, AFHQ, was approved by C-4 with exceptions as detailed in Tabulation "A". The release of the materials on a project basis under the above designated project number, is approved.

4. Source of Supply. a. The materials listed in Tabulation "B", "U.S. Material List", will be supplied by the CSO, MTOUSA to the Allied Commission, Communications Sub-Commission, in accordance with Notes and Instructions thereon.

b. The materials listed in Tabulation "B", "British Material List", will be supplied by DCS, AFHQ, to the Allied Commission, Communications Sub-Commission, in accordance with Notes and Instructions thereon.

5. Special Instructions. a. Materials are being released on a Combined Project in order to utilize the existing Combined Project routines to control the issue of materials. Usual routines will apply only insofar as issues and reporting of issues of materials are concerned. 2-40

b. Detailed Projects or completion reports covering the usages of materials are not required from the Allied Commission.

c. Materials will be issued to personnel designated by the Allied Commission on indents or shipping tickets approved by the Senior U. S. Signal officer (for U.S. Materials) or Senior British Signal Officer (for Brit-

Declassified E.O. 12356 Section 3.3/NND No. 785015

to the Allied Commission, detailed herein, is authorized under the above designated project.

2. Purpose. The supplies authorized herein for issue to the Allied Commission are to provide essential civilian telephone facilities as designated by the Allied Commission. The following supplies, not available from civilian sources, are covered by this project:

a. Miscellaneous items, in addition to FATBE supplied materials, necessary for the fabrication and installation of 6 switchboards being manufactured by FATBE for the Allied Commission (See Tabulation "C" for items being furnished on this project).

b. Cable splicing materials, for the repair and maintenance of civilian cables.

c. Bare line wire for civilian plant extensions and repairs.

3. Origination and Approval. Supply issue as itemised in Requisition AC-5 IC-62-45, dated 9 December 1944, and requested in Informal Routing Slip, subject, "Civil Telecommunication", file S-19, log D-3924, dated 17 December 1944, from G-5, AFHQ to G-4, AFHQ, was approved by G-4 with exceptions as detailed in Tabulation "A". The release of the materials on a project basis under the above designated project number, is approved.

4. Source of Supply. a. The materials listed in Tabulation "B", "U.S. Material List", will be supplied by the CSO, MTOUSA to the Allied Commission, Communications Sub-Commission, in accordance with Notes and Instructions thereon.

b. The materials listed in Tabulation "B", "British Material List", will be supplied by DOS, AFHQ, to the Allied Commission, Communications Sub-Commission, in accordance with Notes and Instructions thereon.

5. Special Instructions. a. Materials are being released on a Combined Project in order to utilise the existing Combined Project routines to control the issue of materials. Usual routines will apply only insofar as issues and reporting of issues of materials are concerned. 2240

b. Detailed Projects or completion reports covering the usages of materials are not required from the Allied Commission.

c. Materials will be issued to personnel designated by the Allied Commission on indents or shipping tickets approved by the Senior U.S. Signal Officer (for U.S. Materials) or Senior British Signal Officer (for British Materials) or their delegates on duty with the Allied Commission. Indents for British items other than those specified as controlled will be submitted in accordance with normal British Ordnance procedure, through ADOS, ROME Area, on 57 B.O.Ds. Senior British Signal Officer at Allied Commission will insure that quantities demanded do not exceed quantities authorised. Items shown as British controlled stores are being issued without further demand.

RESTRICTED

Declassified E.O. 12356 Section 3.3/NND No. 785015

RESTRICTED

d. In addition to the usual project routines for issuing and reporting of materials issued, the issuing agency will handle the indents or shipping tickets as prescribed by CRO 479 of 1943 for British materials or, for U. S. materials, in accordance with the existing procedures for transfer of materials to the Allied Commission. These procedures will result in monthly statements of transfers to the Allied Commission and no final statement or billing will be required under this project.

Approved:

GEORGE D. HACK,
Colonel, Signal Corps,
Deputy Chief Signal Officer.

Approved:

L. B. NICHOLS,
Major General,
Chief Signal Officer.

Inclosures:

Tabulation "A"
Tabulation "B"
Tabulation "C"

Distribution:

Action:

G-5 (4)
Signal Supply
DCS (ORD 13) AFHQ (2)

Information:

AC, Comm. Sub-Com.
CSO, L of C, ITALY (Main)
CSO, L of C, ITALY (Adv) (4)
CSO, 15 Army Group
G-4 (A)
G-4 (B)
Signal Wire
Signal Admin.

2839

Declassified E.O. 12356 Section 3.3/NND No. 785015

Approved:

GEORGE G. BACK,
Colonel, Signal Corps,
Deputy Chief Signal Officer.

Approved:

L. B. Nicholls

L. B. NICHOLIS,
Major General,
Chief Signal Officer.

Inclosures:

Tabulation "A"
Tabulation "B"
Tabulation "C"

Distribution:

Action:

G-5 (4)
Signal Supply
DCS (ORD 13) AFHQ (2)

Information:

AC, Comm. Sub-Com.
CSO, L of C, ITALY (Main)
CSO, L of C, ITALY (Adv) (4)
CSO, 15 Army Group
G-4 (A)
G-4 (B)
Signal Wire
Signal Admin.

2089

RESTRICTED

Declassified E.O. 12356 Section 3.3/NND No. 785015

RESTRICTED

Tabulation "A"
Combined Signal Project AFHQ/49
8 February 1945

EXCEPTIONS TO ALLIED COMMISSION REQUISITION AC-SIG-62-45

Item No. on Reqn. AC-SIG-62-45	Description	Unit	Quantity Requisitioned	Remarks and Exceptions
	ITEMS NOT APPROVED			
1	✓ Bridge Megger	ea	2	See Note 1
2	✓ Transmission Measuring Set, 12A	ea	8	" " "
3	✓ Oscillator, 19C	ea	8	" " "
4	✓ Attenuator, 5A	ea	8	" " "
10	✓ VF Test Equip., Type X-61821-C	ea	15	" " "
11	✓ Testers, I-49	ea	8	" " "
12	✓ Resistance Testers, No. 3	ea	7	" " "
18	✓ Battery, 24 Volt, 1200 Amp hr.	ea	8	See Note 2
19	✓ Battery, 24 Volt, 800 Amp hr.	ea	8	" " "
20	✓ Battery, 24 Volt, 600 Amp hr.	ea	14	" " "
21	✓ Battery, 130 Volt, 400 Amp hr.	ea	8	" " "
22	✓ Battery, 130 Volt, 300 Amp hr.	ea	8	" " "
23	✓ Battery, 130 Volt, 200 Amp hr.	ea	14	" " "
27	✓ Motor Generator, (Various Sizes)	ea	15	" " "

Note 1: Items 1, 2, 3, 4, 10, 11 and 12 are materials that will be provided as part of the cable and repeater installations that are to be turned over to the Allied Commission at a future date, and consequently do not need to be duplicated.

Note 2: Items 18, 19, 20, 21, 22, 23 and 27 are power supply for 15 repeater stations that are to be repaired by the Military before they are turned over to the Allied Commission and consequently a power supply will already have been provided.

	ITEMS NOT AVAILABLE FROM SIGNAL STOCKS			
29	✓ Truck, Cargo, 1½ ton	ea	100	ORD & [illegible](AF) Item.
30	✓ Truck, Cargo, 3/4 ton	ea	50	" " "
	ITEMS FOR WHICH SUBSTITUTES ARE AUTHORIZED			
28	✓ Engine Generator, 35 Volt D.C.	ea	6	These items are not available but suitable power units & rectifiers are [illegible] sized.
	ITEMS APPROVED IN PART ONLY			
5	✓ Test Case, BE-70	ea	22	Only 7 authorized since 15 will be supplied with repeater stations when turned over to Allied Command.
24	Battery, 24 Volt, 1000 Amp. Hr.	ea	2	Reduced to 2-350 Amp hr*
25	Battery, 24 Volt, 800 Amp. Hr.	ea	4	Reduced to 4-350 Amp hr*
26	Battery, 24 Volt, 600 Amp. Hr.	ea	6	Reduced to 3-350 Amp hr*

2005

Declassified E.O. 12356 Section 3.3/NND No. 785015

1	Bridge Megger	ea	2	See Note 1
2	Transmission Measuring Set, 12A	ea	8	" " "
3	Oscillator, 19C	ea	8	" " "
4	Attenuator, 5A	ea	6	" " "
10	VF Test Equip., Type X-61821-C	ea	15	" " "
11	Testers, I-49	ea	8	" " "
12	Resistance Testers, No. 3	ea	7	" " "
18	Battery, 24 Volt, 1200 Amp hr.	ea	8	See Note 2
19	Battery, 24 Volt, 800 Amp hr.	ea	8	" " "
20	Battery, 24 Volt, 600 Amp hr.	ea	14	" " "
21	Battery, 130 Volt, 400 Amp hr.	ea	8	" " "
22	Battery, 130 Volt, 300 Amp hr.	ea	8	" " "
23	Battery, 130 Volt, 200 Amp hr.	ea	14	" " "
27	Motor Generator, (Various Sizes)	ea	15	" " "

Note 1: Items 1, 2, 3, 4, 10, 11 and 12 are materials that will be provided as part of the cable and repeater installations that are to be turned over to the Allied Commission at a future date, and consequently do not need to be duplicated.

Note 2: Items 18, 19, 20, 21, 22, 23 and 27 are power supply for 15 repeater stations that are to be repaired by the Military before they are turned over to the Allied Commission and consequently a power supply will already have been provided.

ITEMS NOT AVAILABLE FROM SIGNAL STOCKS

29	Truck, Cargo, 1½ ton	ea	100	ORD & (AE) Item.
30	Truck, Cargo, 3/4 ton	ea	50	" " "

ITEMS FOR WHICH SUBSTITUTES ARE AUTHORIZED

28	Engine Generator, 35 Volt D.C.	ea	6	These items are not available but suitable power units & rectifiers are authorized.

ITEMS APPROVED IN PART ONLY

5	Test Case, BE-70	ea	22	Only 7 authorized since 15 will be supplied with repeater stations when turned over to Allied Command.
24	Battery, 24 Volt, 1000 Amp. Hr.	ea	2	Reduced to 2-350 Amp hr*
25	Battery, 24 Volt, 800 Amp. Hr.	ea	4	Reduced to 4-350 Amp hr*
26	Battery, 24 Volt, 600 Amp. Hr.	ea	6	Reduced to 3-350 Amp hr*

* The reduction in batteries is based on using float charge instead of charge/discharge cycle.

~~SECRET~~

RESTRICTED

Declassified E.O. 12356 Section 3.3/NND No. 785015

RESTRICTED

ITEMS APPROVED FOR ISSUE IN PHASES

7	Solder, Resin Core, M-31 or No. 6	lb	12000	Approved for 6000 pounds Resin core and 6000 lbs Tinman's B for issue at rate of 500 lbs per month for each type.
8	Solder, M-33 or No. 8	lb	12000	Approved for issue at rate of 2000 lbs per month.
9	Splicing materials for 1500 splices (less lead sleeves) is approved for issue at the rate of 300 splices per month.			

Declassified E.O. 12356 Section 3.3/NND No. 785015

8	Solder, H-33 or No. 8	lb	12000 Approved for issue at rate of 2000 lbs per month.
9	Splicing materials for 1500 splices (less lead sleeves) is approved for issue at the rate of 300 splices per month.		

RESTRICTED

Declassified E.O. 12356 Section 3.3/NND No. 785015

RESTRICTED

Tabulation "B"
Combined Signal Project AFHQ/49
6 February 1945

U. S. Material List

Item	Description	Unit	Quantity
1	Cabinet, BE-70	ea	7
2	Tool Equipment, TE-47	ea	18
3	Solder, Rosin Core, M-51	lb	6000
4	Solder, Wiping, M-33	lb	6000
5	Wire, OSO Copperweld(or substitute)	mi	500
6	Switchboard Cable, 20 pair	ft	61000
7	Switchboard Cable, 10 pair	ft	36000
8	Wire, W-122	ft	24000
9	Power Unit, PE-95 (G) or (H)	ea	5
10	Rectifier, REC-161 or equivalent	ea	9
11	Sleeve, splicing, cotton FT-98	otn	225
12	Wearing Compound, IC-3	lb	125
13	Paraffin Wax, IC-4	lb	400
14	Desiccant, 1/8 pint	can	750
15	Bandage, TL-97	roll	500
16	Fasters, MC-75-A	roll	100
17	Paste, soldering, 2 oz cans	can	400
18	Twine	lb	60
19	Tape, friction, 3/4", TL-88	roll	200
20	Tape, friction, 2"	roll	50
21	Tape, Rubber, 3/4", TL-94	roll	200
22	Miccellaneous lamps and small materials required to complete manufacture of switchboards at FATME for the Allied Commission	lot	1
23	Wire, GI, #17 Seizing	lb	200

Notes and Instructions:

1. Item 5 will be supplied at the rate of 500 pounds per month.
2. Item 4 will be supplied at the rate of 1000 pounds per month.
3. Items 11 to 21 will be supplied at the rate of approximately 20% per month.

British Material List

Item	Description	Unit	Quantity
1	Solder, Tinman's	lb	6000
2	Solder, No. 8	lb	6000
3	Wire, 70 lb Cadmium Copper (or substitute)	mi	500
4	Avometer, Universal or AC/DC Voltmeter	ea	2
5	Battery, 24 volt, 350 Amp hr.	ea	9
6	Power Unit, PE-95 (G) or (H)	ea	5
7	Sleeve, Paper, No. 8	ea	25000
8	Sleeve, Paper, No. 7	ea	25000
9	Stearine Compound	lb	125
10	Paraffin Wax	lb	400
11	Silica Gel	lb	200
12	Paste, Flux Soldering	lb	70
13	Spunyarn	lb	60
	Insulating	lb	60

Declassified E.O. 12356 Section 3.3/NND No. 785015

1	Cabinet, BE-70	ea	18
2	Tool Equipment, TE-47	lb	6000
3	Solder, Resin Core, M-51	lb	6000
4	Solder, Wiping, M-33	mi	500
5	Wire, C80 Copperweld(or substitute)	ft	61000
6	Switchboard Cable, 20 pair	ft	36000
7	Switchboard Cable, 10 pair	ft	24000
8	Wire, W-122	ea	8
9	Power Unit, PE-95 (G) or (H)	ea	9
10	Rectifier, FEC-161 or equivalent	otn	225
11	Sleeve, splicing, cotton FT-98	lb	125
12	Stearing Compound, LC-3	lb	400
13	Paraffin Wax, LC-4	can	750
14	Desicant, 1/8 pint	roll	500
15	Bandage, TL-97	roll	100
16	Fasters, MC-78-A	can	400
17	Paste, soldering, 2 oz cans	lb	60
18	Twine	roll	200
19	Tape, friction, 3/4", TL-65	roll	50
20	Tape, friction, 2"	roll	200
21	Tape, Rubber, 3/4", TL-94		
22	Miscellaneous lamps and small materials required to complete manufacture of switchboards at FATME for the Allied Commission	lot	1
23	Wire, GI, #17 Seizing	lb	200

Notes and Instructions:

1. Item 5 will be supplied at the rate of 500 pounds per month.
2. Item 4 will be supplied at the rate of 1000 pounds per month.
3. Item 11 to 21 will be supplied at the rate of approximately 20% per month.

British Material List

Item	Description	Unit	Quantity
1	Solder, Tinman's	lb	6000
2	Solder, No. 8	lb	6000
3	Wire, 70 lb Cadmium Copper (or substitute)	mi	500
4	Avometer, Universal or AC/DC Voltmeter	ea	2
5	Battery, 24 volt, 350 Amp hr.	ea	9
6	Power Unit, PE-95 (G) or (H)	ea	3
7	Sleeve, Paper, No. 8	ea	25000
8	Sleeve, Paper, No. 7	ea	25000
9	Stearine Compound	lb	125
10	Paraffin Wax	lb	400
11	Silica Gel	lb	200
12	Paste, Flux Soldering	lb	70
13	Spunyarn	lb	60
14	Tape, Insulating	lb	60
15	Tape, Adhesive, Rubber, 3/4"	lb	60

Notes and Instructions:

1. Item 1 will be supplied at the rate of 500 pounds per month.
2. Item 2 will be supplied at the rate of 1000 pounds per month.
3. Item 5 will be supplied by local manufacture.
4. Items 7 to 15 will be supplied at the rate of approximately 20% per month.
5. Items 3, 4, 5, and 6 are British Controlled Items.

RESTRICTED

Declassified E.O. 12356 Section 3.3/NND No. 785015

Declassified E.O. 12356 Section 3.3/NND No. 785015

SOURCE AND AMOUNT OF MATERIALS FOR AC LOCAL INSTALLATIONS

TA
COMBINE

RESTRICTED

LEGEND

ITEMS NOT INCLUDED ON THIS PROJECT INDICATED IN PURPLE.

ITEMS INCLUDED ON THIS PROJECT INDICATED IN RED.

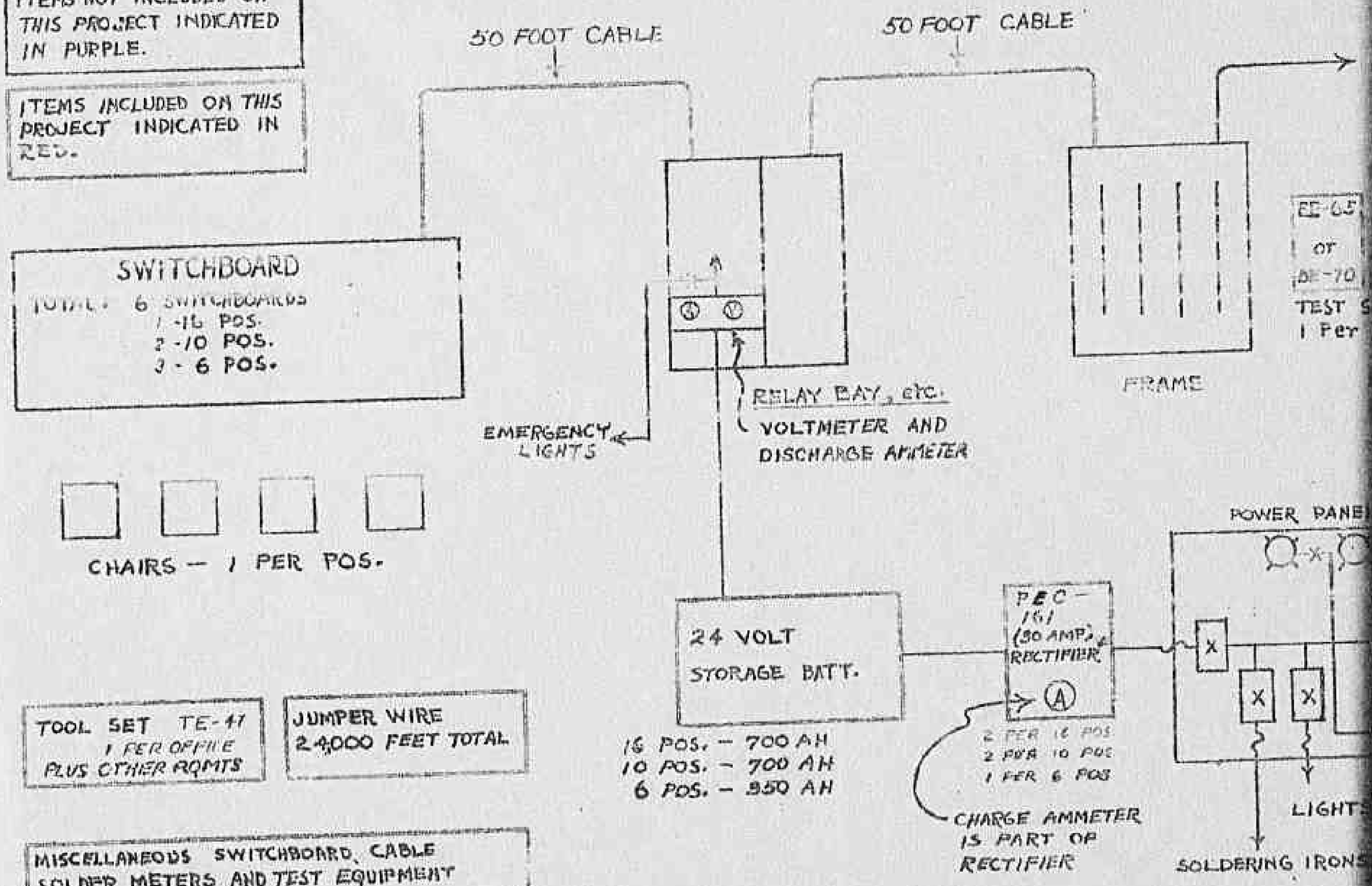

TOOL SET TE-11
1 PER OFFICE
PLUS OTHER RQMTS

JUMPER WIRE
24,000 FEET TOTAL

MISCELLANEOUS SWITCHBOARD, CABLE
SOLDER METERS AND TEST EQUIPMENT

MISCELLANEOUS SMALL ITEMS
NEEDED TO COMPLETE SWBD MANUFACTURE

TYPICAL ARRANGEMENT

0209

Declassified E.O. 12356 Section 3.3/NND No. 785015

AND AMOUNT OF MATERIALS FOR AC LOCAL INSTALLATIONS

TABULATION "C"
COMBINED SIGNAL PROJECT AFHQ/49
8 JANUARY 1945

END

LUDED ON
INDICATED

ED ON THIS
ICATED IN

50 FOOT CABLE

50 FOOT CABLE

Line Wire
And Cable
Splicing Materials

1000 MILES WIRE
1500 SPLICES

TCHBOARD
SWITCHBOARDS
-16 POS.
-10 POS.
- 6 POS.

EMERGENCY LIGHTS

RELAY BAY, etc.

VOLTMETER AND DISCHARGE AMMETER

FRAME

EE-65
OR
BE-70
TEST SET
1 Per office

— 1 PER POS.

POWER PANEL

TRANSFORMER

CIVIL POWER

PEC-
161
(30 AMP.)
RECTIFIER

24 VOLT
STORAGE BATT.

16 POS. — 700 AH
10 POS. — 700 AH
6 POS. — 350 AH

2 PER 16 POS
2 PER 10 POS
1 PER 6 POS

CHARGE AMMETER
IS PART OF
RECTIFIER

LIGHTS

SOLDERING IRONS, ETC.

EMERGENCY POWER UNIT
GENERATOR
PE-95
(10 KW)
1 PER OFFICE

TE-47
OFFICE
ROMTS

JUMPER WIRE
24,000 FEET TOTAL

OS SWITCHBOARD CABLE
ERS AND TEST EQUIPMENT

EOUS SMALL ITEMS
COMPLETE SWBD MANUFACTURE

TYPICAL ARRANGEMENT

RESTRICTED

0710

Declassified E.O. 12356 Section 3.3/NND No. 785015

ACC 10000/147/514 (2 of 2 folders

T/36/CS Part III

INTERNAL PLANNING

DEC. 1944 - Ap. 1945

Declassified E.O. 12356 Section 3.3/NND No. 785015

INTERNAL PLANNING

DEC. 1944 - Ap. 1945

Declassified E.O. 12356 Section 3.3/NND No. 785015

39.1

Translation by C. Gagliardi.

Ref.No.S/15.3/30715.

7th February 1945.

SUBJECT:- Harmonic telegraph equipment for North Italy.

With reference to the telephone conversation of Lieut.Colonel Millar with Capt. Gigli, we beg to advise that this Ministero agrees to maintain the program already prepared with which it is forseen to instal at Bologna two 18 channel systems, and an 18 channel system at Milan.

The technical experts of the State Agency for Telephone Services, to whom concerns the upkeep of this equipment, have observed that as the system of Bari is of the Siemens type, difficulties may be experienced to instal it in an amplifier station, as that of Milan, which is of Standard type. Infact, the available continuos voltages in the Siemens amplifiers are of 220 and 12 volts; whilst the Standard stationshave batteries for voltages of 130 and 24.

We consider that this diffculty is not unsurmountable, but it must be, from now, placed before the Commission and the C.S.C. L of C. in the event it could not be overcome and the program necessarily be changed.

US of S.

Director	
D/Director	
Chief Telecoms	H.O. Plan.
Chief Postal	
H.Q. Comm O.	
Asst Chief Postal	
Censorship	
Chief Clerk.	

Practicum: 130 V. charging, dont can charge a battery of 220 volts in two halves. 91 sheet ic should get a plate batty. Engr is investigating re 65V W. Army & Navy batys.

CROSS REFS.	
FILE T36	B/Fwd.

Date 8/2/45

see 2034 46

Declassified E.O. 12356 Section 3.3/NND No. 785015

Translation by C. Pagliardi.

Ref.No.S/15.3/30715.

7th February 1945. 39-2

SUBJECT:- Harmonic telegraph equipment for North Italy.

With reference to the telephone conversation of Lieut.Colonel Miller with Capt. Gigli, we beg to advise that this Ministero agrees to maintain the program already prepared with which it is foreseen to instal at Bologna two 18 channel systems, and an 18 channel system at Milan.

The technical experts of the State Agency for Telephone Services, to whom concerns the upkeep of this equipment, have observed that as the system of Bari is of the Siemens type, difficulties may be experienced to instal it in an amplifier station, as that of Milan, which is of Standard type. Infact, the available continuos voltages in the Siemens amplifiers are of 220 and 12 volts; whilst the Standard stationshave batteries for voltages of 130 and 24.

We consider that this difficulty is not unsurmountable, but it must be, from now, placed before the Commission and the C.S.O. L of C. in the event it could not be overcome and the program necessarily be changed.

US of S.

2[illegible]3

AG/ba

39-3

MINISTERO DELLE COMUNICAZIONI

SOTTOSEGRETARIATO DI STATO ALLE POSTE E TELECOMUNICAZIONI

SEGRETERIA

Poetger Telecomunicazioni

Prot. N° S/15.3/20715

Risposta al foglio N. _____

del _____

Allegati _____

Roma, 6 - 7 FEB 1945 = 194

ALLA COMMISSIONE ALLEATA
Posts and Telecommunications
Sub-Commission
R O M A

OGGETTO: Apparecchiature di telegrafia armonica nel Nord Italia.

TRANSLATE

Con riferimento alla comunicazione telefonica del T.Col. Millar al Cap. Gigli, si comunica che questo Ministero è assolutamente d'accordo nel mantenere il programma già concordato, con il quale si prevede di installare a Bologna due sistemi a 18 canali, ed un sistema a 18 canali a Milano.

Gli esperti tecnici dell'Azienda di Stato per i Servizi Telefonici, cui spetta la manutenzione di dette apparecchiature, hanno osservato che poichè il sistema di Bari è di tipo Siemens, si potrebbero trovare difficoltà ad installarlo in una stazione amplificatrice, quale quella di Milano, di tipo Standard. Infatti le tensioni continue disponibili nelle amplificatrici Siemens sono 220 volt e 12 volt; mentre le stazioni Standard hanno batterie per tensioni di 130 volt e 24 volt.

Noi riteniamo che questa difficoltà non sarà insormontabile, ma sia da prospettare sin d'ora a codesta Commissione ed al C.S.C., L. of C., perchè ove non potesse essere superata il programma dovrebbe venire necessariamente cambiato.

IL SOTTOSEGRETARIO DI STATO

2132

Director
D/Director
Chief Telecoms
Chief Postal
H Q. Comm O.
Asst. Chief Post

CROSS REFS.

Declassified E.O. 12356 Section 3.3/NND No. 785015

Prot. N. 2/13.../...

Risposta al foglio N. .....

del .....

Allegati .....

OGGETTO: Apparecchiature di telegrafia armonica nel Nord Italia.

ALLE COMMISSIONI ALLEATE
Posts and Telecommunications
Sub-Commission

R O M A

TRASMESSE

Con riferimento alla comunicazione telefonica del T.Col. Miller al Cap. Gigli, si comunica che questo Ministero è assolutamente d'accordo nel mantenere il programma già concordato, con il quale si prevede di installare a Bologna due sistemi a 18 canali, ed un sistema a 18 canali a Milano.

Gli esperti tecnici dell'Azienda di Stato per i Servizi Telefonici, cui spetta la manutenzione di dette apparecchiature, hanno osservato che poichè il sistema di Bari è di tipo Siemens, si potrebbero trovare difficoltà ad installarlo in una stazione amplificatrice, quale quella di Milano, di tipo Standard. Infatti le tensioni continue disponibili nelle amplificatrici Siemens sono 220 volt e 12 volt; mentre le stazioni Standard hanno batterie per tensioni di 130 volt e 24 volt.

Noi riteniamo che questa difficoltà non sarà insormontabile, ma sia da prospettare sin d'ora a codesta Commissione ed al C.S.C., L. of C., perchè ove non potesse essere superata il programma dovrebbe venire necessariamente cambiato.

IL SOTTOSEGRETARIO DI STATO

2:22

Director
D/Director
Chief Telecoms
Chief Postal
H Q. Comm O.
Asst Chief Postal
Censorship
Chief Clerk.

CROSS REFS.
FILE 1.36.
B/fwd.

Date 8/2/45

Declassified E.O. 12356 Section 3.3/NND No. 785015

0712

Declassified E.O. 12356 Section 3.3/NND No. 785015

HTWM/epc

138

HEADQUARTERS
ALLIED COMMISSION
APO 394
Communications Sub-Commission
Tel:489081 Ext:555

9th February, 1945

In reply refer to: T.36. .CS

Subject : Switchboards for N.Italy

To : C.S.O., Lof C. (Main) 37

Ref : your 413.4/3 of 1st February, to C.S.O., A.F.H.Q.

1. A slight change is necessary in the above schedule.

2. Capt. Olson was informed when in Rome on a visit to FACE that six of the Siemens type boards would be allocated to Genoa while the board ordered from FATME for Genoa would be allocated to Venice. This is a change round between the two towns except that Venice will now have six boards instead of four.

3. The objects in making the exchange are as follows:

a. Genoa is a TETI exchange, and the Siemens boards belong to TETI and are designed for a Siemens system.

b. These boards will be ready much sooner than the Venice boards, and are thus more likely to be required by A.C. for Genoa than Venice.

J.L.HENDERSON
Colonel,
Director.

File

2031

37-1

SUBJECT:- Switchboards for North Italy.

CONFIDENTIAL.

415.4/8

From:- CSO L. OF C ITALY (MAIN)

To:- CSO AFHQ (Attention Wire Div) (3)

1. There are attached for your information copies of a schedule prepared to indicate basic plans for, and availability of, switchboards for use in Northern Italy.

2. The revised schedule has been based on an original prepared by the Wire Division and is up to date in so far as this office is in a position to determine.

3. It is desired to stress the following point. The plan shown in the schedule is in line with approved and projected combined projects; however, actual utilisation of the switchboards concerned will, essentially, have to be determined in the light of developments. In particular, I propose, wherever possible, that the locations of military and A.C. long distance switchboards be so arranged as to facilitate their ultimate use by the civil authorities. For example, it may well be preferable to use two FACE boards at GENOA, the military and A.C. sections being arranged contiguously; in this case a 6 position TG-1 board might be used at MESTRE.

4. It is also being borne in mind that though the FACE boards as made for military and A.C. use cater for demand and delay working respectively they may well be sited together; this would permit of ultimate civil use of the whole switchboard after suitable changes to the face equipment.

Brigadier,
CSO L OF C ITALY.

1 Feb 45.
FJDT/HMP.

Copy to:- CSO L OF C ITALY (ADV) (3)
Director, Comms Sub-Commission, A.C. (3)

2

Declassified E.O. 12356 Section 3.3/NND No. 785015

1. There are attached for your information copies of a schedule prepared to indicate basic plans for, and availability of, switchboards for use in Northern Italy.

2. The revised schedule has been based on an original prepared by the Wire Division and is up to date in so far as this office is in a position to determine.

3. It is desired to stress the following point. The plan shown in the schedule is in line with approved and projected combined projects; however, actual utilisation of the switchboards concerned will, essentially, have to be determined in the light of developments. In particular, I propose, wherever possible, that the locations of military and A.C. long distance switchboards be so arranged as to facilitate their ultimate use by the civil authorities. For example, it may well be preferable to use two FACE boards at GENOA, the military and A.C. sections being arranged contiguously; in this case a 6 position TG-1 board might be used at MESTRE.

4. It is also being borne in mind that though the FAT 2 boards as made for military and A.C. use cater for demand and delay working respectively they may well be sited together; this would permit of ultimate civil use of the whole switchboard after suitable changes to the face equipment.

Hon C Buchanan

Brigadier,
CSO L OF C ITALY.

1 Feb 45.
FJDT/HWP.

Copy to:- CSO L OF C ITALY (ADV) (3)
Director, Comms Sub-Commission, A.C. (3) ✓

2...

Director	
D/Director	
Chief Telecoms	
Chief Postal	
H Q Comms O.	
Asst Chief Postal	
Censorship	
Chief Clerk.	

CROSS. REFS.	
FILE T3B	B/Fwd.

Date 3/2/45

Declassified E.O. 12356 Section 3.3/NND No. 785015

Declassified E.O. 12356 Section 3.3/NND No. 785015

NORTH ITALY SWITCHBOARD REVIEW (As at 31.1.45.)

Location.	CIVIL TYPE SWITCHBOARDS: I.L.D. Required.	I.L.D. Source.	A.C. L.D. Required	A.C. L.D. Source	A.C. Local. Required	A.C. Local. Source	MILITARY TYPE SWITCHBOARDS: Initial Mil.L.D. Type	Initial Mil.L.D. Source.	Mil. Type.
FLORENCE	10	Exists	2	TETI 3	Dial	Exists	-	-	-
BOLOGNA	8	FACE 2	4	TETI 3	6	FATME	-	-	-
MESTRE	8	FACE 2.	4	TETI	6	FATME	200 CB	AFHQ/9	-
TRIESTE	8	FATME	2	TETI	6	FATME	200 CB	AFHQ/9	P.B.X.
MILAN	8	FATME	8	FATME	16	FATME	6 posn TC-1	ex Naples	-
TURIN	6	FATME	6	FATME	10	FATME	3 posn TC-10		-
LEGHORN	4	FATME	-	-	Dial		3 posn TC-1	PBS	9 posn TC- 12 posn Mil
SPEZIA	-	-	-	-	-	-	200 CB	AFHQ/9	-
GENOA	8	FACE 2	6	FATME	10	FATME	3 posn TC-1	AFHQ/9	P.B.X.
UDINE	-	-	-	-	-	-	2 posn 551 G-1	AFHQ/9	-
VERONA	-	-	-	-	-	-	2 posn 551 G-1	AFHQ/9	-

NOTES: 1. The board for BOLOGNA is available. The 8 position boards for MESTRE and GENOA are to be made up from 36 positions of State switchboard recovered from FLORENCE. Proposal for combined project being work done by FACE on these boards and on the BOLOGNA board.

2. 14 positions of Siemens type I.D. board are held by TETI at ROME and A.C. is arranging to use this board as indicated.

" Two incomplete P.B.X. No. 1 boards have been received. Examination shows that they are unsuitable by more than 400 subscribers lines.

Declassified E.O. 12356 Section 3.3/NND No. 785015

NORTH ITALY SWITCHBOARD REVISE (As at 31.1.45.)

...TI TYPE SWITCHBOARDS

...il I.D. ...ired.	Source.	A.C. L.D. Required	Source	A.C. Local. Required	Source
...0	Exists	2	TETI ...3	Dial	Exists
...0	FACE £	4	TETI ...3	6	FATIE
...8	FACE £	4	TETI ...	6	FATIE
...5	FATIE	2	TETI ...	6	FATIE
...8	FATIE	8	FATIE	16	FATIE
...6	FATIE	6	FATIE	10	FATIE
...4	FATIE	-	-	Dial	
-	-	-	-	-	-
...8	FACE £	6	FATIE	10	FATIE
-	-	-	-	-	-
-	-	-	-	-	-

MILITARY TYPE SWITCHBOARDS.

Initial Mil.L.D. Type	Source.	Military Local Type.	Source.
-	-	-	-
-	-	-	-
200 CB	AFHQ/9	-	-
200 CB	AFHQ/9	P...X "	Available
6 posn TC-1	ex Naples	-	-
3 posn TC-10		-	-
3 posn TC-1	PBS	9 posn TC-1	PBS-Exist
		12 posn Holl	PBS-Prop
200 CB	AFHQ/9	-	-
3 posn TC-1	AFHQ/9	P...X "	Available
2 posn 551 G-1	AFHQ/9	-	-
2 posn 551 G-1	AFHQ/9	-	-

...board for BOLOGNA is available. The 8 position boards for MESTRE and GENOA are to be made up from a total of ... positions of State switchboard recovered from FLORENCE. Proposal for combined project being prepared to cover ...rk done by FACE on these boards and on the BOLOGNA board.

... positions of Siemens type I.D. board are held by TETI at ROME and A.C. is arranging to use these to provide the ...rds indicated.

...o incomplete P.B.X. No. 1 boards have been received. Examination shows that they are unsuitable for loading ...more than 400 subscribers lines.

37-2

373

SUBJECT:- Switchboards for North Italy.

CONFIDENTIAL.

415.4/3

From:- CSO L OF C ITALY (MAIN)

To:- CSO AFHQ (Attention Wire Div) (3)

1. There are attached for your information copies of a schedule prepared to indicate basic plans for, and availability of, switchboards for use in Northern Italy.

2. The revised schedule has been based on an original prepared by the Wire Division and is up to date in so far as this office is in a position to determine.

3. It is desired to stress the following point. The plan shewn in the schedule is in line with approved and projected combined projects; however, actual utilisation of the switchboards concerned will, essentially, have to be determined in the light of developments. In particular, I propose, wherever possible, that the locations of military and A.C. long distance switchboards be so arranged as to facilitate their ultimate use by the civil authorities. For example, it may well be preferable to use two FACE boards at GENOA, the military and A.C. sections being arranged contiguously; in this case a 6 position TC-1 board might be used at MESTRE.

4. It is also being borne in mind that though the FACE boards as made for military and A.C. use cater for demand and delay working respectively they may well be sited together; this would permit of ultimate civil use of the whole switchboard after suitable changes to the face equipment.

I.m. C Buchanan

Brigadier,
CSO L OF C ITALY.

1 Feb 45.
PJDT/RWP.

2028

Copy to:- CSO L OF C ITALY (ADV) (3)
Director, Comms Sub-Commission, A.C. (3)

Declassified E.O. 12356 Section 3.3/NND No. 786015

0723

Declassified E.O. 12356 Section 3.3/NND No. 785015

NORTH ITALY SWITCHBOARD REVIEW (As at 31.1.45.)

Location.	CIVIL TYPE SWITCHBOARDS: Mil L.D. Required.	Mil L.D. Source.	A.C. L.D. Required	A.C. L.D. Source	A.C. Local. Required	A.C. Local. Source	MILITARY TYPE SWITCHBOARDS: Initial Mil.L.D. Type	Initial Mil.L.D. Source.	Mil... Type.
FLORENCE	10	Exists	2	TETI 3	Dial	Exists	-	-	-
BOLOGNA	8	FACE £	4	TETI 3	6	FATME	-	-	-
MESTRE	8	FACE £	4	TETI [illegible]	6	FATME	200 CB	AFHQ/9	-
TRIESTE	8	FATME	2	TETI [illegible]	6	FATME	200 CB	AFHQ/9	PBX "
MILAN	8	FATME	8	FATME	16	FATME	6 posn TC-1	ex Naples	-
TURIN	6	FATME	6	FATME	10	FATME	3 posn TC-10		-
LEGHORN	4	FATME	-	-	Dial		3 posn TC-1	PBS	9 posn TC- 12 posn Tol
SPEZIA	-	-	-	-	-	-	200 CB	AFHQ/9	-
GENOA	8	FACE £	6	FATME	10	FATME	3 posn TC-1	AFHQ/9	PBX "
UDINE	-	-	-	-	-	-	2 posn 551 G-1	AFHQ/9	-
VERONA	-	-	-	-	-	-	2 posn 551 G-1	AFHQ/9	-

NOTES: 1. The board for BOLOGNA is available. The 8 position boards for MESTRE and GENOA are to be made u... 26 positions of State switchboard recovered from FLORENCE. Proposal for combined project being ... work done by FACE on these boards and on the BOLOGNA board.

2. 14 positions of Siemens type L.D. board are held by TETI at ROME and A.C. is arranging to use the... boards indicated.

3. Two incomplete P.A.B.X. No. 1 boards have been received. Examination shows that they are unsuit... for more than 400 subscribers lines.

0724

Declassified E.O. 12356 Section 3.3/NND No. 785015

NORTH ITALY SWITCHBOARD REVIEW (As at 31.1.45.)

TYPE SWITCHBOARDS

L.D. Source.	A.C. L.D. Required	A.C. L.D. Source	A.C. Local. Required	A.C. Local. Source
Exists	2	TETI	Dial	Exists
FACE £	4	TETI	6	FATME
FACE £	4	TETI	6	FATME
FATME	2	TETI	6	FATME
FATME	8	FATME	16	FATME
FATME	6	FATME	10	FATME
FATME	-	-	Dial	
-	-	-	-	-
FACE £	6	FATME	10	FATME
-	-	-	-	-
-	-	-	-	-

MILITARY TYPE SWITCHBOARDS.

Initial Mil.L.D. Type	Initial Mil.L.D. Source.	Military Local Type.	Military Local Source.
-	-	-	-
-	-	-	-
200 CB	AFHQ/9	-	-
200 CB	AFHQ/9	[illegible] "	Available
6 posn TC-1	ex Naples	-	-
3 posn TC-10		-	-
3 posn TC-1	PBS	9 posn TC-1 12 posn Roll	PBS-Exist PBS-Prep
200 CB	AFHQ/9	-	-
3 posn TC-1	AFHQ/9	[illegible] "	Available
2 posn 551 C-1	AFHQ/9	-	-
2 posn 551 C-1	AFHQ/9	-	-

oard for BOLOGNA is available. The 8 position boards for MESTRE and GENOA are to be made up from a total of
sitions of State switchboard recovered from FLORENCE. Proposal for combined project being prepared to cover
done by FACE on these boards and on the BOLOGNA board.

sitions of Siemens type L.D. board are held by TETI at ROME and A.C. is arranging to use these to provide the
as indicated.

ncomplete U.M.B.X. No. 1 boards have been received. Examination shows that they are unsuitable for loading
re than 400 subscribers lines.

37-4

137-5

SUBJECT:- Switchboards for North Italy.

CONFIDENTIAL.

413.4/3

From:- CSO L OF C ITALY (MAIN)

To:- CSO AFHQ (Attention Wire Div) (3)

1. There are attached for your information copies of a schedule prepared to indicate basic plans for, and availability of, switchboards for use in Northern Italy.

2. The revised schedule has been based on an original prepared by the Wire Division and is up to date in so far as this office is in a position to determine.

3. It is desired to stress the following point. The plan shewn in the schedule is in line with approved and projected combined projects; however, actual utilisation of the switchboards concerned will, essentially, have to be determined in the light of developments. In particular, I propose, wherever possible, that the locations of military and A.C. long distance switchboards be so arranged as to facilitate their ultimate use by the civil authorities. For example, it may well be preferable to use two FACE boards at GENOA, the military and A.C. sections being arranged contiguously; in this case a 6 position TC-1 board might be used at MESTRE.

4. It is also being borne in mind that though the FACE boards as made for military and A.C. use cater for demand and delay working respectively they may well be sited together; this would permit of ultimate civil use of the whole switchboard after suitable changes to the face equipment.

Ian C Buchanan

Brigadier,
CSO L OF C ITALY.

1 Feb 45.
FJDT/HWP.

2056

Copy to:- CSO L OF C ITALY (ADV) (3)
Director, Comms Sub-Commission, A.C. (3)

Declassified E.O. 12356 Section 3.3/NND No. 785015

0726

Declassified E.O. 12356 Section 3.3/NND No. 785015

NORTH ITALY SWITCHBOARD REVIEW (As at 31.1.45.)

Location.	CIVIL TYPE SWITCHBOARDS						MILITARY TYPE SWITCHBOARDS		
	Mil L.D. Required.	Source.	A.C. L.D. Required	Source	A.C. Local. Required	Source	Initial Mil.L.D. Type	Source.	Type.
FLORENCE	10	Exists	2	TETI [1]	Dial	Exists	-	-	-
BOLOGNA	8	FACE £	4	TETI [1]	6	FATME	-	-	-
MESTRE	8	FACE £	4	TETI [1]	6	FATME	200 CB	AFHQ/9	-
TRIESTE	8	FATME	2	TETI [1]	6	FATME	200 CB	AFHQ/9	PBX [2]
MILAN	8	FATME	8	FATME	16	FATME	6 posn TC-1	ex Naples	-
TURIN	6	FATME	6	FATME	10	FATME	3 posn TC-10		-
LEGHORN	4	FATME	-	-	Dial		3 posn TC-1	PBS	9 posn [2] 12 posn [2]
SPEZIA	-	-	-	-	-	-	200 CB	AFHQ/9	-
GENOA	8	FACE £	6	FATME	10	FATME	3 posn TC-1	AFHQ/9	PBX [2]
UDINE	-	-	-	-	-	-	2 posn 561 G-1	AFHQ/9	-
VERONA	-	-	-	-	-	-	2 posn 561 G-1	AFHQ/9	-

NOTES: [1] The board for BOLOGNA is available. The 8 position boards for MESTRE and GENOA are to be made up from 26 positions of State switchboard recovered from FLORENCE. Proposal for combined project being worked out. Similar work done by FACE on these boards and on the BOLOGNA board.

[2] 14 positions of Siemens type L.D. board are held by TETI at ROME and A.C. is arranging to use these boards indicated.

[3] Two incomplete P.M.B.X. No. 1 boards have been received. Examination shows that they are much [illegible] by more than 400 subscribers lines.

0721

Declassified E.O. 12356 Section 3.3/NND No. 785015

NORTH ITALY SWITCHBOARD REVIEW (As at 31.1.45.)

TYPE SWITCHBOARDS

L.D. Source.	A.C. L.D. Required	A.C. L.D. Source	A.C. Local. Required	A.C. Local. Source
Exists	2	TETI	Dial	Exists
FACE £	4	TETI	6	FATME
FACE £	4	TETI	6	FATME
FATME	2	TETI	6	FATME
FATME	8	FATME	16	FATME
FATME	6	FATME	10	FATME
FATME	-	-	Dial	
-	-	-	-	-
FACE £	6	FATME	10	FATME
-	-	-	-	-
-	-	-	-	-

MILITARY TYPE SWITCHBOARDS.

Initial Mil.L.D. Type	Initial Mil.L.D. Source.	Military Local Type.	Military Local Source.
-	-	-	-
-	-	-	-
200 CB	AFHQ/9	-	-
200 CB	AFHQ/9	[illegible] "	Available
6 posn TC-1	ex Naples	-	-
5 posn TC-10		-	-
5 posn TC-1	PBS	9 posn TC-1 12 posn Mdl	PBS-Exist PBS-Prop
200 CB	AFHQ/9	"	-
3 posn TC-1	AFHQ/9	[illegible] "	Available
2 posn 551 G-1	AFHQ/9	-	-
2 posn 551 G-1	AFHQ/9	-	-

Board for BOLOGNA is available. The 8 position boards for MESTRE and GENOA are to be made up from a total of positions of State switchboard recovered from FLORENCE. Proposal for combined project being prepared to cover done by FACE on these boards and on the BOLOGNA board.

positions of Siemens type L.D. board are held by TETI at ROME and A.C. is arranging to use these to provide the as indicated.

Incomplete P.A.B.X. No. 1 boards have been received. Examination shows that they are unsuitable for loading more than 400 subscribers lines.

9-12

10728

Declassified E.O. 12356 Section 3.3/NND No. 785015

HTWM/epc

136

HEADQUARTERS
ALLIED COMMISSION
APO 394
Communications Sub-Commission
Tel:489081 Ext:333

3rd February, 1945

In reply refer to: T.36. .CS

Subject : Switchboards for N.Italy

To : Under-Secretary of State for P.T.

1. With reference to your letter No.975353.510 PG of 31st January, your first paragraph is not quite clear, since during an inspection of the TETI workshop it was observed that two sections had been dismounted and were under repair.

2. It is presumed that you refer to the fact that the relays for the switchboard were mounted in two cupboards. If this is the reference, the matter is of small importance, since the relays could easily be mounted on a makeshift rack.

3. However, this HQ. is not particularly interested in which boards are used, provided suitable boards are chosen and that they can be made ready in (say) two months.

4. It was understood that the relays required for the State inter-urban exchange in Rome were in Allied use. If this be so, still, it is not clear how relays can be obtained.

5. The matter is now one of some urgency, and it would be appreciated if you would supply full details as early as possible of your proposals for the use of the State inter-urban positions from Rome. Kindly say also who will carry out the work on the boards, how long it will take, and whether full materials are available.

6. Meanwhile this HQ. is still awaiting a report from C.S.O., L.of C. regarding the possibility of using the TETI board.

J.L.HENDERSON
Colonel,
Director.

F16

Declassified E.O. 12356 Section 3.3/NND No. 785015

Translation by C. Gagliardi.

35-7

Ref. No. 975353/510 PG

31st January 1945.

SUBJECT:- ~~Sistemazione~~ Installation of trunk switchboards drawn from the trunk exchange of Florence. Positions for Northern Italy.

Referring to your letter T 36.14 CS the State Agency for Telephonic Services draws our attention to the fact that the Siemens exchange placed at the disposal of the "Teti" to be used in Northern Italy, cannot be subdivided into 5 exchanges, owing to its special constructional characteristics; at the most it could be subdivided into two.

For the purpose of meeting the certainly grave necessities that will arise in Northern Italy, the State Agency for Telephonic Services would like to know from the Sub-Commission if it would not be possible to provide otherwise, that is, freeing certain positions of the Rome trunk exchange, actually working, and which are not used for the Allied Command nor for the State Agency, of the corresponding line equipment and taking this in a specially constructed rack. The transfer of the line equipment could be gradually carried out, in groups of 20 lines, providing that it would be possible to predispose the necessary groups of relays to carry out the work.

If the Sub-Commission has no objections, the State Agency for Telephonic Services will examine such a solution, which would provide a certain number of positions sufficient to meet requirements, apart from the division in two of the Siemens exchange.

US of S.

Director
D/Director
Chief Telecoms
Chief Postal
Asst. Chief Postal
Censorship
Chief Clerk

CROSS. REFS.
FILE T 36
B/Fwd.

Date 1/2/45

2953

10730

Declassified E.O. 12356 Section 3.3/NND No. 785015

35-2

Translation by C. Gagliardi.

Ref. No.975353/510 PG

31st January 1945.

SUBJECT:- Sistemation of trunk switchboards drawn from the trunk exchange of Florence. Positions for Northern Italy.

Referring to your letter T 36.14 GS the State Agency for Telephonic Services draws our attention to the fact that the Siemens exchange placed at the disposal of the "Teti" to be used in Northern Italy, cannot be subdivided into 5 exchanges, owing to its special constructional characteristics; at the most it could be subdivided into two.

For the purpose of meeting the certainly grave necessities that will arise in Northern Italy, the State Agency for Telephonic Services would like to know from the Sub-Commission if it would not be possible to provide otherwise, that is, freeing certain positions of the Rome trunk exchange, actually working, and which are not used for the Allied Command nor for the State Agency, of the corresponding line equipment and taking this in a specially constructed rack. The transfer of the line equipment could be gradually carried out, in groups of 20 lines, providing that it would be possible to predispose the necessary groups of relays to carry out the work.

If the Sub-Commission has no objections, the State Agency for Telephonic Services will examine such a solution, which would provide a certain number of positions sufficient to meet requirements, apart from the division in two of the Siemens exchange.

US of S.

21-2

Mod. 9 - (A. T.) 3553

TRANSLATED

ROMA, 3d gennaio 19 45

MINISTERO DELLE COMUNICAZIONI
AZIENDA DI STATO PER I SERVIZI TELEFONICI

REPARTO 2° UFFICIO 1°

RISPOSTA AL N. T.36.14.CS
DEL 6/1/45

PROT. N. 975353/510 PG ALLEGATI

OGGETTO: Sistemazione tavoli interurbani prelevati dalla centrale interurbana di Firenze. Posti di lavoro per l'Italia del Nord.

ALLA COMMISSIONE ALLEATA
SOTTOCOMMISSIONE COMUNICAZIONI

In riferimento alla lettera sopracitata, l'Azienda di Stato per i Servizi Telefonici deve far presente che la centrale Siemens messa a disposizione della Teti per essere utilizzata nell'Italia del Nord, non si presta ad essere suddivisa in ben cinque centrali, date le speciali sue caratteristiche costruttive; al massimo detta centrale potrà essere suddivisa in due.

Allo scopo di venire incontro alle necessità certamente gravi che si presenteranno nell'Italia Settentrionale, l'Azienda di Stato per i Servizi Telefonici chiede a codesta Sottocommissione se non sia possibile provvedere diversamente e cioè liberando alcuni posti di lavoro della centrale interurbana di Roma, attualmente in funzione e ai quali non viene fatto servizio nè per conto del Comando Alleato, nè per conto dell'Azienda, dell'equipaggiamento di linea corrispondente, e portando quest'ultimo su un telaio che verrebbe all'uopo appositamente costruito. Il trasferimento degli equipaggiamenti di linea verrebbe eseguito gradualmente, per gruppi di 20 linee, sempre che sia possibile predisporre il necessario numero di gruppi di relè per l'esecuzione del lavoro stesso.

Qualora nulla osti da parte di codesta Sottocommissione la [illegible] Servizi Telefonici provvederà a prendere in

Declassified E.O. 12356 Section 3.3/NND No. 785015

AZIENDA DI STATO PER I SERVIZI TELEFONICI

REPARTO 2° UFFICIO 1°

PROT. N. 975353/510 PG ALLEGATI

RISPOSTA AL N. T.36.14.CS

DEL 6/1/45

OGGETTO: Sistemazione tavoli interurbani prelevati dalla centrale interurbana di Firenze. Posti di lavoro per l'Italia del Nord.

ALLA COMMISSIONE ALLEATA
SOTTOCOMMISSIONE COMUNICAZIONI

In riferimento alla lettera sopracitata, l'Azienda di Stato per i Servizi Telefonici deve far presente che la centrale Siemens messa a disposizione della Teti per essere utilizzata nell'Italia del Nord, non si presta ad essere suddivisa in ben cinque centrali, date le speciali sue caratteristiche costruttive; al massimo detta centrale potrà essere suddivisa in due.

Allo scopo di venire incontro alle necessità certamente gravi che si presenteranno nell'Italia Settentrionale, l'Azienda di Stato per i Servizi Telefonici chiede a codesta Sottocommissione se non sia possibile provvedere diversamente e cioè liberando alcuni posti di lavoro della centrale interurbana di Roma, attualmente in funzione e ai quali non viene fatto servizio nè per conto del Comando Alleato, nè per conto dell'Azienda, dell'equipaggiamento di linea corrispondente, e portando quest'ultimo su un telaio che verrebbe all'uopo appositamente costruito. Il trasferimento degli equipaggiamenti di linea verrebbe eseguito gradualmente, per gruppi di 20 linee, sempre che sia possibile predisporre il necessario numero di gruppi di relè per l'esecuzione del lavoro stesso.

Qualora nulla osti da parte di codesta Sottocommissione la Azienda di Stato per i Servizi Telefonici provvederà a prendere in

GR/PA

Declassified E.O. 12356 Section 3.3/NND No. 785015

esame detta soluzione, la quale consentirebbe una disponibilità di posti di lavoro sufficiente a far fronte a quanto richiesto, in aggiunta alla divisione in due della centrale Siemens.

Sarà gradito un cortese urgente riferimento.

IL SOTTOSEGRETARIO DI STATO

Director
D/Director
Chief Telecoms
Chief Postal
H Q Comm O.
Asst Chief Postal

CROSS. REFS.	
FILE	B/Fwd.

Declassified E.O. 12356 Section 3.3/NND No. 785015

Sarà gradito un cortese urgente riferimento.

IL SOTTOSEGRETARIO DI STATO

Director	
D/Director	
Chief Telecoms	
Chief Postal	
H Q Comm O.	
Asst Chief Postal	
Censorship	
Chief Clerk	

CROSS. REFS.	
FILE T-36.	B/Fwd.

Date 1/2/45

Declassified E.O. 12356 Section 3.3/NND No. 785015

0733

Declassified E.O. 12356 Section 3.3/NND No. 785015

HTWM/epc

34

HEADQUARTERS
ALLIED COMMISSION
APO 394
Communications Sub-Commission
Tel:489061 Ext:555

3rd February, 1945

In reply refer to: T.36. .CS

Subject : 3 Positions Switchboard - Firenze

To : Under-Secretary of State for P.T.

1. The above board which was in military use in Firenze as a long-distance position has been allocated to Allied Commission by the military.

2. Please say whether this board is suitable for use at Naples. The TETI will have full particulars. If not suitable for Naples, it will be reconditioned for use in the STIEL or TELVE area but the Naples need is more urgent.

J.L.HENDERSON
Colonel,
Director.

See 51

2020

0736

Declassified E.O. 12356 Section 3.3/NND No. 785015

A.C

331

475.7/24

26 January 1945

Allocation of Ringing Generators and Transformers.

2 Wire Div Supply Branch 26 Jan 45 (continued)

ringing transformers as a result of an order placed by British Local Purchase. This order was originated by L of C to cater for requirements at repeater stations and switchboards and is superceded by the allocation proposed in Appendix "B". However, the transformers should be obtained for future use.

5. Wire Division will reduce authorisation of ringing transformers on AP86/9, Supplement 13, from 11 to 10 on the next supplement.

L. GRAY BECK,
Lt. Col., Signal Corps.

2 Incl:
Appendix "A".
Appendix "B".

Director
D/Director
Chief Telecoms
Chief Postal
H Q Comms O
Asst Chief Postal
Censorship
Chief Clerk

CROSS REFS.
FILE T.44 B/Top 24

Date 28/1/45

T36/CS

TO BE UNDERLINED BY FATHE AT POST BOARD MEETING

File in A.C.'s 331

0737

Declassified E.O. 12356 Section 3.3/NND No. 785015

33-2

475.7/14

26 January 1945

Allocation of Ringing Generators and Transformers.

2. Wire Div Supply 26 Jan Branch 45

1. Recommend allocation of FATE ringing generators and Ringing transformers be as indicated on inclosed Appendices "A" and "B".

2. This allocation is based on:

a. Only 1 ringing generator to be supplied with each switchboard for ITALY. FATE contracts to be reviewed to insure that one generator only is provided per switchboard. Emergency ringer to be Army type.(Action--Supply).

b. No ringing generators to be supplied with SCLOO switchboards. (Action—Supply)

c. Repeater station requirements reduced to 12 in view of:

(1) Ringing generators being provided as component parts of ringing bays authorized on Supplement 13 to AFHB/9.

(2) Ringing generators available from SOS-SOT.

3. Other factors affecting allocation of ringers are:

a. The actual requirements for Northern ITALY are not as yet known. Less change than anticipated may be experienced.

b. L.D. Switchboards will no doubt in some cases be associated with a repeater station in which case ringing supply can be obtained from the repeater station for both units.

c. At the termination of Military need it is anticipated that all FATE ringers in ITALY will revert to or be sold to Allied Commission or civil agency, and it is not considered necessary to order additional equipment from the U.S. or U.K. at this time for future possible civil requirements.

4. It is understood from Ord 13 that FATE have sub-contracted for 15

0738

Declassified E.O. 12356 Section 3.3/NND No. 785015

33-3

COPY

24 January 1945

Allocation of Ringing Generators and Transformers

1.	Signal Supply Branch	Wire Div	24 Jan 45	1. Reference is made to a letter from CSC, L of C Italy, to CSC, AFHQ, Attention: Signal Supply Branch, dated 10 January, subject: "Ringing Generators, Type Ercole Marelli GA20, and Associated Transformers", and also a letter from Communications Sub-Commission, Allied Commission to CSC, L of C Italy, dated 16 January, same subject. Copies of both letters were forwarded to your Division.

2. Recommendations of your Division are requested on the proposed priority of projects and allocation of limited number of ringing generators and transformers available for distribution at FATE. The Allied Force Production Control Board for FATE will consider these recommendations in connection with the release of this controlled equipment.

3. As a matter of information, it appears that no additional ringing generators are procurable locally for this theater. Recommendations of your Division are also requested as to the number and type of ringing generators which should be procured from other sources for projects not provided for.

/s/ R. L. Nixon, Maj, SC
for I. S. MYSTER,
Lt. Col., Signal Corps,
OIC, Signal Supply

2317

0752

Declassified E.O. 12356 Section 3.3/NND No. 785015

APPENDIX "A"

RINGING GENERATORS

USAGE	QUANTITY	REMARKS OR PROJECT NUMBERS
	52 in stock 4 June 1944.	
FFS-Official IRS-Ancona	2	Already delivered.
FATAE Subd - 12 Pos. SCLOC	1	" "
TTWC, Ancona	1	" "
CSC, L of C Italy, Total	14	3 already issued, Project AFHQ/9, Supp. 8.
Detailed usage as follows:		
Bologna L.D. (Ex Leghorn Subd)	(1)	
Repeater Stations N. Italy	(12)	Temporarily used for experiments.
Spare	(1)	
FATAE LD Subds (4) (one per subd)	4	AFHQ/9, Supp. 11, (Part of FATAE Subd Contract)
FATAE Local Subds for AC (6)	6	To be included in FATAE contract.
MARITTE and VERICK (old State Subds)	2	To be covered by future supplement to AFHQ/9.
FATAE AC L.D. Subds (3)	3	To be included in FATAE contract.
FATAE Subds for SCLOC (4)	0	SCLOC to provide Army ringers.
NAPLES and PALERMO AC	4	
TOTAL	37	
Unallocated	15	To be held at FATAE for future use as required.

Declassified E.O. 12356 Section 3.3/NND No. 785015

APPENDIX "B"

WINDING TRANSFORMERS

USAGE	QUANTITY	REMARKS OR PROJECT NUMBERS
	26 in stock 4 June 1944	
FATE 12 Pos Swbd SCLCC	1	Already issued
CRO, L of C Italy Detailed use as follows: BOLOGNA LD (Ex Leghorn Swbd) (1) Repeater Stations N. Italy (6) Mestre & Venice Swbds (2) Spare (experimental) (1)	10	11 Authorised on AFHQ/9, Supp. 13. 3 already issued.
FATE LD Swbds	4	Part of FATE contract (AFHQ/9, Supp 11)
FATE Local Swbds for AC	6	
FATE LD Swbds for AC	3	
FATE Swbds for SCLCC (on order)	0	
NAPLES & PALERMO Exchanges	2	
TOTAL	26	
Unallocated	0	

0741

Declassified E.O. 12356 Section 3.3/NND No. 785015

HHS/rm

32.

HEADQUARTERS
ALLIED COMMISSION
APO 394
Communications Sub-Commission
Telephone 489081 Ext 400

In re ly refer
to: T.36.32 CS.

27th January 1945.

Subject: Toll Boards.

To: H.E. The Under Secretary of State for PF.TT.
(att: Comm. Osti.)

1. Reference is made to telephone conversation with Commander Osti on 26th January 1945, re the question as to what toll boards exist among the Ex-Ministero Africa equipment. If there are any suitable boards they might well serve to relieve the situation at Naples and Palermo.

J.L.HENDERSON,
Colonel,
Director.

2814

0742

Declassified E.O. 12356 Section 3.3/NND No. 785015

37

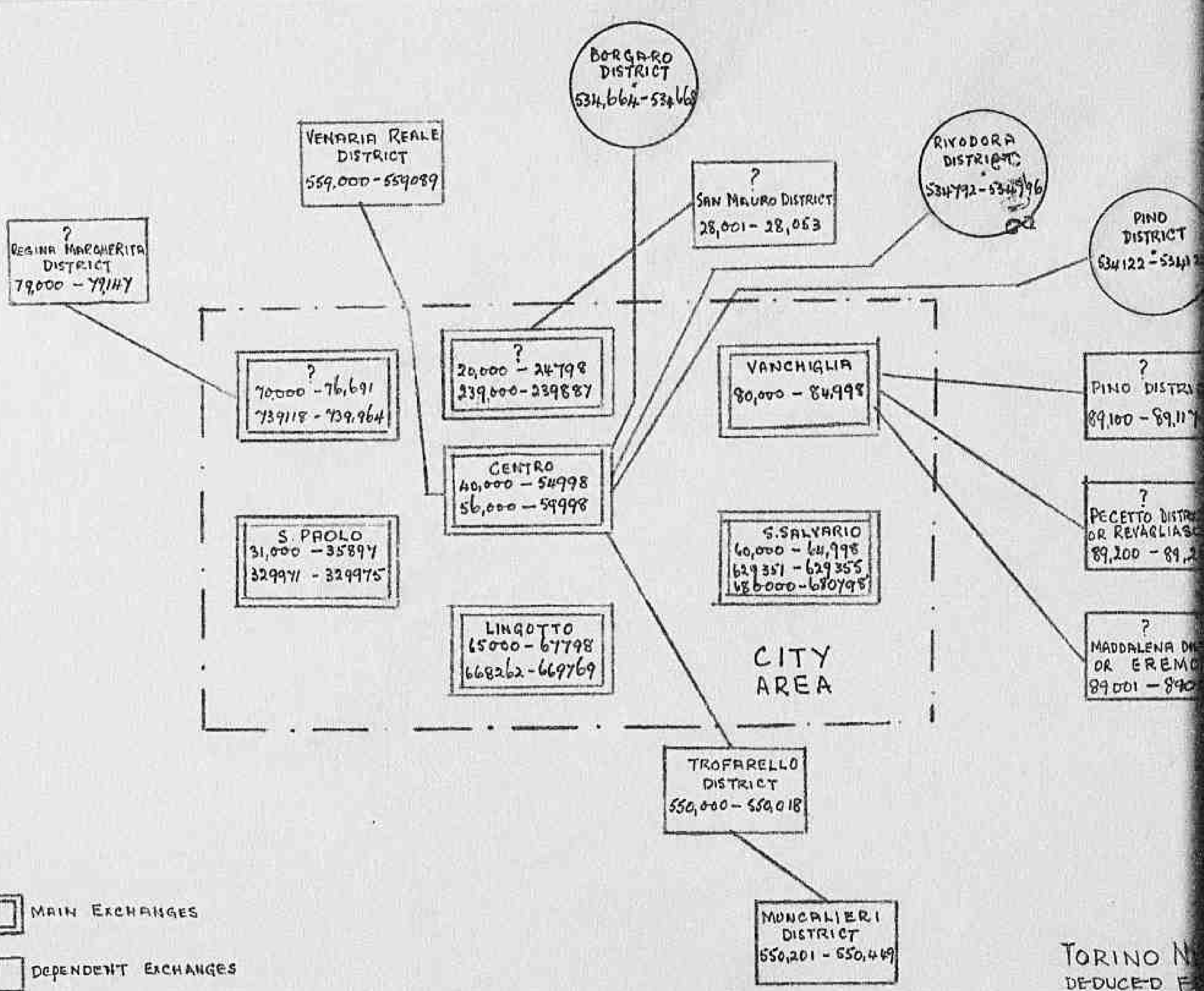

0742

Declassified E.O. 12356 Section 3.3/NND No. 785015

FILE T36/CS

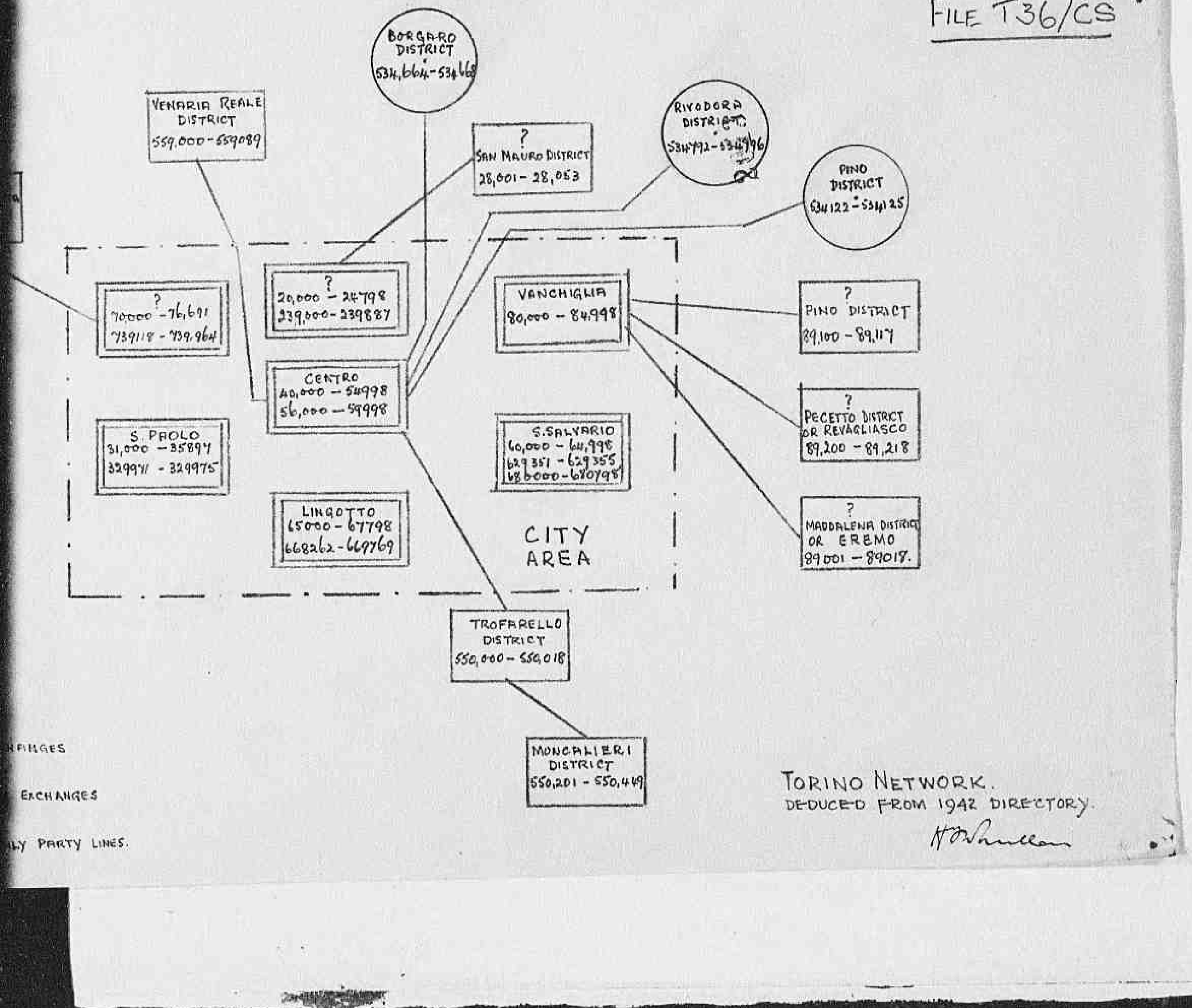

RANGES

EXCHANGES

LY PARTY LINES.

TORINO NETWORK.
DEDUCED FROM 1942 DIRECTORY.

H.O. Shreeve

0744

Declassified E.O. 12356 Section 3.3/NND No. 785015

0743

Declassified E.O. 12356 Section 3.3/NND No. 785015

File T36/CS

30

Turino Numbering Zones 1942. Reduced in 1943 Directory

Item	Numbering Range	Location of Exchange	Multiple of least Subscribers	Number of Subscribers
1.	20,000-24,798 239,000-239,784	Not known exactly but in north of city.	6000	5493
2.	28,001 - 28,053	Small exchange in San Mauro district.	100	36
3.	21,000- 25,897 229,971-229,975	San Paolo exchange (city)	over 5000	3800
4.	50,000-51,998 56,000-59998	Centro exchange (city)	19000	15450
5.	60,000-61998 629,951-629,955 680,000-680,796	S. Salvario exchange (city)	about 6000	1260
6.	65,000-67,798 668,962-669,769	Lingotto exchange (city)	3000 to 5000	1949
7.	70,000-76,693 739,116-739,960	Not known exactly but in N.E. of city	8000	5450
8.	79,000 -79,187	Small exch. Regina Margherita district.	200	160
9.	80,000-84,998	Vanchiglia exchange (city)	6000	4700
10.	89,001 -89,018	Small exch. Madonna or Krumo district.	100	9
11.	89,100 -89,117	Small exch. Fino district.	100	15
12.	89,200 -89,218	Small exch. Pecetto or Revigliasco district	100	7
13.	534,122-534,129	Seems to be a form of party line in Fino district.	-	3
14.	534,668-534,668	As above but in Borgaro	-	5
15.	534,792-534,796	As above but in Nevoleva	-	4
16.	535,492-535,644	Seems to be three party lines in town.	-	2172
17.	550,000-550,018	Small exch. Introbassio district.	100	16
18.	550,201-550,449	Small exch. in Moncalieri district	200	255
19.	559,000-559,099	Small exch. in Venaria Reale district	100	74

0746

Declassified E.O. 12356 Section 3.3/NND No. 785015

HTWM/epc

129

HEADQUARTERS
ALLIED COMMISSION
APO 394
Communications Sub-Commission
Tel:469081 Ext:555

25th January, 1945

In reply refer to: T.36.27.CS

Subject : Torino Numbering Scheme

To : Major Trevelyan, Regional Commissioner's Office Souther Region.

Enclosed is a map showing exchange area boundaries in Torino, along with details of the exchanges concerned. These are all deductions from the 1942 directory and will thus be only approximate. You already have similar information for Genove, in the packet handed to you.

J.L.HENDERSON
Colonel,
Director.

Incl: Map, diagram, and typed schedule

2011

Declassified E.O. 12356 Section 3.3/NND No. 785015

HTWM/epc
(28-1

HEADQUARTERS
ALLIED COMMISSION
APO 394
Communications Sub-Commission
Tel:489081 Ext: 555

25th January, 1945

In reply
refer to: T.36. 27.CS

Subject : Emergency Plant, etc. for N.Italy

To : Major Hills, Venezia Region
Major Ayre , Toscana Region
Major Trevelyan, Piemonte Region

Ref : A.C. Memo. No. T.36.27.C of 18th Jan.- subject as above - para.1.

1. Further to the above, the disposition of switchboards for the first stage of restoration of service will be as follows. The list has been amplified to include boards provided by ATF.

Town	Capacity of Switchboard to be installed		Source of provision
	Type	Capacity	
Bologna	CB	400	Tico Store
Parma	LB	50	HQ. A.C.
Piacenza	LB	50	" "
Alessandria	LB	50	" "
Torino	LB	100*	" "
Milano	LB	200*	" "
Brescia	LB	50	Tico Store
Bergamo	LB	50	" "
Padova	LB	50	" "
Venezia	LB	100	HQ. A.C.
Verona	LB	50	Tico Store
Bolzano	CB	100	Avezzano
Trieste	CB	100	S. Benedetto del Tronto

* With cords split to allow two operators working position.

2. These boards may be obtained by reference to this HQ. A stock is held here of 200 LB telephones which will be allocated in proportion to the boards. They are new, of a wall type.

0742

Declassified E.O. 12356 Section 3.3/NND No. 785015

RTW/epc

T.35. 27.05

25th Jan.45. Continued.

4. A search should of course be made locally in each area for suitable boards, before a decision is made to use the above boards, in order to save time and transport.

J.L.HENDERSON
Colonel,
Director.

Copy to: Major Bridgeman, Southern Region

0748

Declassified E.O. 12356 Section 3.3/NND No. 785015

(27.1

TRANSLATION BY C.A.M.

TO:
ALLIED COMMISSION
COMMUNICATIONS SUB-COMMISSION

NR. : 468

SUBJECT. : Reactivation of the telephone service on the most important networks of Northern Italy.

1) - As previously requested by Colonel Millar, we have prepared a minimum program of immediate reactivation, with reduced capacity, for the most important networks of Northern Italy, presuming that the existing exchanges will be completely destroyed, and that the stores stated in our plant of 22nd December 1944 and ordered to the Fatme, will not be ready; or that no suitable material will be found on the spot.

2) - The cities taken into consideration are the following:

Bologna	Parma	Bergamo
Milano	Piacenza	Verona
Torino	Alessandria	Bolzano
Venezia	Como	
Trieste	Brescia	

Genoa is not listed, because it is belonging to the T.E.T.I.

3) - The stores for equipping such networks will be provided, partially with material available at the time, partially with switchboards put at our disposal by the Allied Authority, according to the promise of Col. Millar, partially dismounting some installation working in the liberated zone.

4) - The calling generators will be furnished taking the spare generator from the existing installations, or from the private ones.

5) The power station (rectifiers and storage batteries) will be provided, instead of private installations.

6) - The M.D.F. will be provided, making use of items belonging to the previons installation: according to the experience made till now the main distributing frames have, almost never, suffered damages.

2115

7) - The cable for the installation will be recovered from stores bying in the warehouse, or in the eristing installation.

Declassified E.O. 12356 Section 3.3/NND No. 785015

(27-2

8) - The normal automatic subscriber sets will be used for the B.C. exchanges, whilst the subscriber sets will be provided, for the B.L. exchanges, taking them away from the nearest B.L. networks.

9) - For the Avezzano and S.Benedetto del Tronto networks, after the withdraval of the respective exchanges, improvised switchboards with reduced capacity will be used.

10) - As it is already pointed out in para 1), this program wil be taken into consideration only if to the total destruction of the installation is added also the impossibility of recovering material form warehouses or private installations: if as far as the territory is liberated different possibilities arise, the program will be consequently modified.

11) - The list and the destination of the exchanges are as follows:

Network	exchange to be installed		Provenience
	Type	Capacity Numbers	
Bologna	BC	400	Magazzino TIMO
Parma	BL	50	Comando Militare Alleato
Piacenza	BL	50	" " "
Alessandria	BL	50	" " "
Torino	BL	100	" " "
Milano	BL	100	" " "
Brescia	BL	50	Magazzino TIMO
Bergamo	BL	50	" "
Padova	BL	50	" "
Venezia	BL	100	Comando Militare Alleato
Verona	BL	50	Magazzino TIMO
Bolzano	BC	100	Avezzano
Trieste	BC	100	S. Benedetto del Tronto

Kindest regards

S.T.E.T.

2017

Declassified E.O. 12356 Section 3.3/NND No. 785015

STET

SOCIETÀ TORINESE ESERCIZI TELEFONICI

PER AZIONI - CAPITALE SOCIALE L. 440.000.000 INT. VERSATO

Sede Sociale TORINO

Translated 27-3

Roma, 13 gennaio 1945

VIA VERSILIA 2 - TELEFONO 44134

Si prega di citare nella risposta il N. 108

HEADQUARTERS ALLIED COMMISSION
APO 394 = COMMUNICATIONS
SUB=COMMISSION
ROMA

Oggetto: **Riattivazione del servizio telefonico nelle reti più importanti dell'Italia settentrionale.**

1. - Come richiesto dal Sig. Col. Millar, abbiamo preparato un programma minimo di riattivazione immediata, a capacità ridottissima, per le reti più importanti del Nord, nell'ipotesi che le centrali esistenti siano completamente distrutte e che i materiali previsti nel nostro piano del 22 dicembre 1944, ed ordinati alla FATME, non siano ancora pronti, oppure che, in luogo, non sia disponibile altro materiale adatto.

2. - Le città prese in considerazione sono le seguenti :

Bologna,	Parma,	Bergamo,
Milano,	Piacenza,	Verona,
Torino,	Alessandria,	Bolzano.
Venezia,	Como,	
Trieste,	Brescia,	

Genova non è considerata, essendo di pertinenza TETI.

3. - Il materiale per equipaggiare le suddette reti sarà provveduto parte con materiale disponibile presso la TIMO, parte con centralini messi a disposizione dall'Autorità Alleata, come promesso dal Sig. Col. Millar, parte smontando parzialmente qualche impianto funzionante nella zona liberata.

4. - I generatori di chiamata saranno provveduti prelevando il generatore di riserva da impianti esistenti, oppure da qualche impianto privato.

5. - Le stazioni di energia (raddrizzatori ed accumulatori) saranno provvedute in luogo da impianti privati.

6. - Il permutatore sarà provveduto utilizzando elementi dell'impianto primitivo; secondo l'esperienza acquisita fino ad oggi, i permutatori non hanno qua si mai subito danni.

7. - Il cavo per l'istallazione sarà preso da ~~eventuali ricuperi~~ di magazzino, oppure dall'impianto esistente.

CROSS. REFS.	
FILE T. [illegible]/CS 36	B/fwd.

Date 16 GEN 1945

Director ...
D/Director ...
Chief Telecoms ...
Chief Posta ...
H Q Coms O. ...
Asst Chief Posta ...
Censorship ...
Chief Clerk ...

0752

Declassified E.O. 12356 Section 3.3/NND No. 785015

27-4

Mod. 74 - 25.000 - 8-974

8. - Per le centrali a BC saranno usati i normali apparecchi d'abbonato automatici, mentre, per le centrali a BL, gli apparecchi di abbonato saranno provvisti prelevandoli dalle reti a BL più vicine.

9. - Per le reti di Avezzano e S.Benedetto del Tronto, dopo il prelevamento delle centrali relative, sarà provveduto con centralini provvisori di capacità ridotta.

10.- Come già accennato al punto 1), il presente programma vale solo per l'estrema ipotesi in cui alla totale distruzione degli impianti esistenti si aggiunga anche l'impossibilità di ricupero dai magazzini oppure da impianti privati: qualora, invece, man mano che procede la liberazione del territorio, emergano altre possibilità, il programma sarà modificato in conseguenza.

11.- Segue l'elenco e la destinazione delle centrali.

Rete NETWORK	EXCHANGE TO BE INSTALLED Centrale da istallare		Provenienza PROVENIENCE
	Type Tipo	Capacità CAPACITY numeri NUMBERS	
Bologna	BC	400	Magazzino TIMO
Parma	BL	50	Comando Militare Alleato
Piacenza	BL	50	"
Alessandria	BL	50	"
Torino	BL	100	"
Milano	BL	100	"
Brescia	BL	50	Magazzino TIMO
Bergamo	BL	50	" "
Padova	BL	50	" "
Venezia	BL	100	Comando Militare Alleato
Verona	BL	50	Magazzino TIMO
Bolzano	BC	100	Avezzano
Trieste	BC	100	S.Benedetto del Tronto

2005

Distinti saluti.

S T E T
SOCIETA' TORINESE ESERCIZI TELEFONICI - PER AZIONI
Il Presidente

0733

Declassified E.O. 12356 Section 3.3/NND No. 785015

HTW/ccc

C16

HEADQUARTERS
ALLIED COMMISSION
APO 394
Communications Sub-Commission
Tel:489081 Ext: 555

25th January, 1945

In reply refer to: T.36.16.08

Subject : Emergency Service for N.Italy

To : Director-General, STET,
Via Vernilia 2, Rome.

1. With reference to your letter No.408 of 13th January, the arrangements proposed therein are considered suitable. Will you please reserve the boards in TIRC stores which you have listed for the towns concerned.

In your paragraph 11 however you list Padova while, instead, in your paragraph 2 you list Como. Padova appears to be the more important and it is assumed that your final proposals are as shown in your paragraph 11.

2. It should be mentioned that 200 L.B. new wall type telephones (ERICSSON) are held by this HQ. and these may be used in the above scheme. The six A.C. Switchboards are actually the property of the Italian Government, and the telephones the property of the SET.

3. It is agreed that your paragraph 10 states the position. It is obviously much quicker and easier to instal equipment found locally than to send up the emergency switch-boards, and these are scheduled merely to give AMG officers, an idea of the equipment available when non can be found in the North.

J.L.HENDERSON 2164
Colonel,
Director.

F16

0754

Declassified E.O. 12356 Section 3.3/NND No. 785015

HTW/epc

125

HEADQUARTERS
ALLIED COMMISSION
APO 394
Communications Sub-Commission
Tel:"69021 Ext:555

25th January, 1945

In reply refer to: T.36.25.05

Subject : Inter-Urban Positions for N.Italy

To : Director General, TETI,
Lungotevere Marzio 11, Rome.

24

1. With reference to your two letters No.Ct/np of 19th January dealing with the above subject and with Naples inter-urban board, it has already been agreed by C.S.O., L.of C. that the following provisional allocation of boards can be made. Final decision depends on Capt. Olson's study, except that the six-positions for Genova may be taken as definite now.

6 positions - Genova
4 " - Bologna
2 " - Trieste
2 " - Napoli

2. It was realised as probable that junctions from the above switchboard when used with an automatic system other than Siemens would not operate correctly. It may be possible to avoid much change on the cord circuits however but only a check of the circuits can decide the matter, and Capt. Olson will give his opinion shortly.

It should be pointed out in any case that the same considerations will apply to other boards which it may be necessary to use with exchanges other than those for which they were designed, and the problem will have to be solved somehow.

203

J.L.HENDERSON
Colonel,
Director.

Copy to: Under-Secretary of State for PP.TT.

Declassified E.O. 12356 Section 3.3/NND No. 785015

24-1

TRANSLATION BY SELAN.

TO :
ALLIED COMMISSION
POSTS AND TELECOMMUNICATIONS
SUB-COMMISSION
APO 394

14.

IN REPLY TO : T.36.14/CS dated 6/1/45

SUBJECT. : Inter-urban positions for Northern Italy.

With reference to para 3 of the above mentioned letter, it is deemed opportune to point out the following, concerning the installation of our inter-urban switching desks.

1) - that the Siemens inter-urban desks, in course of re-organization at our residence of Rome, have now got the electric equipment, which allows the junction only with "A" system Siemens urban automatic exchanges; and therefore, in order to make use of them in cities with automatic switches of a different system, as for instance Bologna, Padova, etc. considerable modifications should be made, especially for the cord circuit.

2) - As you are aware, actually the relays of the concerned switching desks are not placed on the respective desks, but are collected in two dummy sections, of which one is equipped for 10 positions, and the other one for 11.

Therefore, apart from the difficulty referred to in para 1), the equipment of the relays should be subdivided, so that it can form 5 independent sections which, according to the lack of material at our disposal, could be improvised.
We will therefore not be able to consign installations completed in all the parts.

Any way we are awaiting, as stated in para 4) of the aforementioned letter, the specifications of the L. of C. South officer.

Yours sincerely

SOCIETA' TELEFONICA TIR 2402

Director
D/Director
Chief Telecomm
Chief Postal
M G. Comm O.
Asst Chief Postal
Correspondence
Chief Clerk

CROSS. REFS.	14.
FILE T. 36.	B/Fwd.

Date

SOCIETA' TELEFONICA TIRRENA

SOCIETA' PER AZIONI CON SEDE IN FIRENZE - DIREZIONE GENERALE IN ROMA

CAPITALE L. 300.000.000 INTERAMENTE VERSATO

CONCESSIONARIA DELLE RETI: LAZIO - TOSCANA - LIGURIA - SARDEGNA - STATO CITTA' DEL VATICANO

94-2

DIREZIONE GENERALE

INDIRIZZI:
POSTA: LUNGOTEVERE MARZIO, 11
CASELLA POSTALE: 1248
TELEGRAFO: "TETI"
TELEFONO: 060

UFFICI PROV. CORPOR.
FIRENZE N. 12006
ROMA N. 28032

HEAD QUARTERS ALLIED COMMISSION
Communications Sub-Commission
APO 394

R O M A

Vs. Fol.T.36.14.CS del 6/1/45
Ns. Ct/mp
ROMA, 19 GEN. 1945

per conoscenza:

a S.E. Il Sottosegretario
Min. Poste e Telecomunicazioni

Oggetto: INTER-URBAN POSITIONS
FOR N. ITALY

Riferendoci al punto 3 del Foglio indicato a margine di codesta Cn/le Commissione, riteniamo opportuno far notare, in merito alla destinazione dei nostri tavoli di commutazione interurbana:

1°) - che i tavoli interurbani Siemens, in corso di riordinamento presso la nostra Sede di Roma hanno attualmente l'equipaggiamento elettrico che consente la giunzione soltanto verso centrali automatiche urbane Siemens del sistema A. e, pertanto, per impiegarli nelle città servite da autocommutatori di sistema diverso, come ad esempio Bologna, Padova, ecc., occorrerebbe apportarvi radicali modificazioni specialmente al circuito dei cordoni;

2°) - come è noto, attualmente i relè dei tavoli di commutazione in questione non sono collocati nei rispettivi tavoli, ma sono invece raccolti in due appositi armadi dei quali uno è equipaggiato per 10 posizioni e uno per 4. Pertanto, a parte la difficoltà di cui al punto 1), occorrerebbe suddividere l'equipaggiamento dei relè in modo da costituire 5 sezioni indipendenti che, data la penuria di materiali di cui disponiamo, potremmo realizzare soltanto con mezzi di fortuna. Non potremo cioè consegnare impianti organici e completi in tutte le loro parti.

Restiamo comunque in attesa, come è detto al punto 4) del so=

Declassified E.O. 12356 Section 3.3/NND No. 785015

HEAD QUARTERS ALLIED COMMISSION
Communications Sub-Commission
APO 394

R O M A

Vs. Fol.T.36.14.CS del 6/1/45
Ns. Ct/mp
ROMA 19 GEN 1945

per conoscenza:

a S.E. Il Sottosegretario
Min. Poste e Telecomunicazioni

Oggetto: INTER-URBAN POSITIONS
FOR N. ITALY

Riferendoci al punto 3 del Foglio indicato a margine di codesta On/le Commissione, riteniamo opportuno far notare, in merito alla destinazione dei nostri tavoli di commutazione interurbana:

1°) - che i tavoli interurbani Siemens, in corso di riordinamento presso la nostra Sede di Roma hanno attualmente l'equipaggiamento elettrico che consente la giunzione soltanto verso centrali automatiche urbane Siemens del sistema A. e, pertanto, per impiegarli nelle città servite da autocommutatori di sistema diverso, come ad esempio Bologna, Padova, ecc., occorrerebbe apportarvi radicali modificazioni specialmente al circuito dei cordoni;

2°) - come è noto, attualmente i relè dei tavoli di commutazione in questione non sono collocati nei rispettivi tavoli, ma sono invece raccolti in due appositi armadi dei quali uno è equipaggiato per 10 posizioni e uno per 4. Pertanto, a parte la difficoltà di cui al punto 1), occorrerebbe suddividere l'equipaggiamento dei relè in modo da costituire 5 sezioni indipendenti che, data la penuria di materiali di cui disponiamo, potremmo realizzare soltanto con mezzi di fortuna. Non potremo cioè consegnare impianti organici e completi in tutte le loro parti.

Restiamo comunque in attesa, come è detto al punto 4) del so=

./.

Declassified E.O. 12356 Section 3.3/NND No. 785015

praindicato Foglio di codesta On/le Commissione, delle specifica=
zioni dell'Ufficiale dell' L.of C. South.

Con perfetta osservanza.

SOCIETÀ TELEFONICA TIRRENA
IL DIRETTORE GENERALE

L. Cagnetti

Declassified E.O. 12356 Section 3.3/NND No. 785015

praindicato Foglio di codesta On/le Commissione, delle specifica=
zioni dell'Ufficiale dell' L.of C. South.

Con perfetta osservanza.

SOCIETÀ TELEFONICA TIRRENA
IL DIRETTORE GENERALE

E. Agostini

Declassified E.O. 12356 Section 3.3/NND No. 785015

0780

Declassified E.O. 12356 Section 3.3/NND No. 785015

HTaK/epc

23

HEADQUARTERS
ALLIED COMMISSION
APO 394
Communications Sub-Commission
Tel: 559081 Ext: 555

18th January, 1945

In reply
refer to: T.36. .68

Subject : Emergency Plant, etc. for N.Italy.

To : Major Mills, Venezia Region (to be sent to C/O of Provincial Commissioner, Perugia)
Major R.H.Ayre (A) Toscana Region
Major Trevelyan, Piemonte Region.

1. STET which controls the telephone companies of N. Italy will have the use of the following small boards for the first phase of exchange replacement. These will be used in the very large towns after reference to this HQ. until a larger exchange can be made to function.

2-100 lines L.B.boards each with cord circuits split so that two operators can deal with the traffic on one position - complete with frame and some cabling.

1-100 lines L.B. board - not adapted.
3- 50 lines L.B.boards - " "
200 L.B. telephones (wall type) for above.

2. For the second phase, the following apparatus is under repair or under new construction.

New Constn: 1-16 position CB Exchange - in the first place for Milan
1-10 " " " - " " " " " Turin
1-10 " " " - " " " " " Genova
1- 6 " " " - " " " " "Bologna
1- 6 " " " - " " " " "Venezia
1- 6 " " " - " " " " "Trieste

Under repair:

1- 6 position inter-urban board - " " "Genova
1- 4 " " " " - " " "Bologna
1- 2 " " " " - " " "Trieste

0761

Declassified E.O. 12356 Section 3.3/NND No. 785015

New Constn: 1- 8 position inter-urban board - in the first place for Milan
1- 6 " " " " - " " " " Turin
1- 6 " " " " - " " " " Venezia

Each of the boards will be supplied with a ringing machine, frame and cabling.

3. The military will install the necessary repeaters and signalling units for military and civilian lines in N.Italy and will leave those required for civilian lines after they withdraw from the town. Ringing generators, frames ,testing equipment, batteries, and engine generators, will be installed by the military where necessary in repeater stations and will not be withdrawn after they go except the batteries and some of the testing equipment which will be replaced by AC requisitioned batteries and testing equipment when these have been received.

4. Other plant on requisition from the Allies, but the provision of which may be very slow includes: (these have already been on order for 9 months) .

Batteries for exchanges and repeater stations.
Engine generators for exchanges.
Motor generators or rectifiers for repeater stations.
Transmission and testing equipment.
Maintenance sets for CB exchanges.
Solder.

5. In addition, plans have been made by TeTI for the replacement of all seriously damaged exchanges in Liguria by smaller exchanges (usually auto) with inter-urban boards. These exchanges are available from plant removed from exchanges in S.Italy. A copy of the plan is held by Telecomms Officer, Piemonte (Major Trevelyan).
For ATET exchanges, the Company has listed exchanges in liberated Italy from which they may take plant to instal small exchanges in the 6 largest towns of N.Italy excluding the six already catered for in para. 2 above. A list will be sent to Telecomms Officers for Piemonte and Venezia shortly.

6. The above represents plans to date, and further information will be supplied as circumstances alter. The general procedure in any town should be to instal a small board at once for 10 to 40 subscribers, followed as early as possible preferably by the original exchange, repaired in whole or in part, failing this, by one of the boards listed above.

J.L.HENDERSON
Colonel,
Director.

0762

Declassified E.O. 12356 Section 3.3/NND No. 785015

T.136 file copy

HTW/epc

U.S. SECRET Equals British SECRET

ALLIED COMMISSION, ITALY
APO 394

18th January, 1945

Col. H to see

22-1

Dear Hibbs,

1. First of all I should like to offer my belated though hearty congratulations on your present appointment which, I understand from Head, you received a long time ago, but about which I have just heard from him.

2. He showed me your letter No.124/Italy/36(GA14) of 25th September, 1944. You may be interested to know something of the lines on which we worked in producing the information for LAC Airgram 39. The papers are old now of course and this is merely for information.

3. When I visited Algiers in Nov.1943, I was advised that no plant, civil or military, would be available for Italian use from Allied sources. In March we were advised in the attached AFHQ letter to plan for a limited amount of equipment from civilian sources, where Italian equipment was not available. You will see that our planning for CB boards was comparable with the list shown on the AFHQ letter, though we asked for more toll equipment. No mention was made of disease or unrest.

4. In actual fact we did plan for what we thought were the minimum requirements to prevent interference with military operations. My idea of what is needed to deal with disease and unrest is explained in the Appendix. I think more is necessary to meet conditions in Italy than was envisaged at home, chiefly due to extreme disorganization, material damage, and a queer mixture of national apathy and local belligerent politics on the part of the population.

5. You may be interested in an explanation of some of the points raised in your Memo., and the paragraph numbers referred to are yours.

(a) Para. 4

The military board at Naples (12 positions) is reserved by the military fortheir needs. A civilian board of 4 positions is in use, but so loaded that the occupied time on trunks is suffering badly. A minimum of 4 more positions is required of which we have found two positions of ancient vintage in Rome.

Our demand for 8 positions in the requisition was cancelled as we understood we should get the use soon of the 12 position civilian board installed for the military. Accordingly we have been in difficulties since. Except to Rome and Bari, Naples has only one circuit to each of a number of large towns. Delays at Naples on priority calls are usually about 3 to 5 hours and ordinary business calls seldom get through. A time limit on calls exists.

U.S. SECRET Equals British SECRET

0763

Declassified E.O. 12356 Section 3.3/NND No. 785015

22-2

(b) Para. 5

The repeaters, etc listed were for 80% (damage figure) of the repeater stations between Naples and Bologna, not just for Rome. The numbers of circuits on which we calculated the repeaters were of a very skeleton nature. All surplus equipment in the South (which itself is operated on a skeleton basis - see (a) above) had already been listed chiefly for military, partly for civil, use in the North by C.S.O., L. of C. The greater part is now in use on milita lines between Rome and Firenze. "To him that hath shall be given, and from him that hath not shall be taken away even that which he hath".

I think that the way in which the Requisition Division expressed footnote No.1. on page 7 of the requisition probably misled you into thinking that only the Rome station was concerned. I did not see the finished requisition before it went.

(c) Para.6

The chief trouble seems to be that no explanation was apparently sent with the requisition though we sent one to AFHQ.
The Germans removed almost all transmission measuring apparatus,vehicles, solder, copper wire, etc., and broke up all measuring instruments in rack mounted equipment.
The 1000 miles of wire shown was for the area of Italy South of Bologna, not just Rome area. As a matter of interest, so far we have brought back into use about 67000 miles of wire, using only 800 miles of new wire on the process. Much of the mileage restored was taken from subscribers' routes and repaired. Such cannibalisation accounts for most of the work done.
Nowwe have very little wire left and are in difficulties. Fortunately we found a few carrier equipments of 60 to 140 kilocycles which we have had permission to place on military overhead lines.

(d) Para. 7

The boards listed were not originally planned only for the centres mentioned, but the military insisted on tying them up with certain places to form definite projects. They will be split if needed in certain other towns and if not required in Milano etc. For smaller towns we are relying on splitting existing boards or perhaps finding one or two in the North.

(e) Para. 8

There is not much advantage in using a few small boards in these big towns as nearly all of the traffic goes to or through the centre, making the requirements in positions there much the same as for a central board.
The number of lines, as I have suggested before, was based on a wider conception of what was needed.

(f) Para.9

The list of switchboards, after deliberation, was not made

109

Declassified E.O. 12356 Section 3.3/NND No. 785015

223

of a stock pile nature, since we were asked to try to obtain second hand equipment from U.K. and U.S.A. civilian sources. CB equipment in these countries, taken together, operates on at least four different voltages. If therefore standard positions or a standard system had been closed, it would have greatly limited the chance of getting second hand equipment.

This was explained in footnote 5 on page 5 of the specification.

(g) Para. 10(c)

Not altogether clear what "exceptional" means in present conditions in Italy, but telegraphs are definitely too slow for emergency action.

10 (d)

Though we were recently told this, you will see that conditions were stated quite differently in the AFHQ original letter.

I hope the above will be of some interest. Meanwhile, all the best for the New Year and may you be able to satisfy the rosy dreams of the budding Civil Affairs Officer of March 1943!

" A little more and how much it is".

Kindest regards,

Yours Sincerely,

H. B. Mellor

TO: A. Hibbs.
CA 14
War Office, Victoria Hotel,
Northumberland Avenue, London.

1996

0765

Declassified E.O. 12356 Section 3.3/NND No. 785015

22-4

APPENDIX

Italian Telecommunications Requirements as Influenced by the Effect on Military Operations of Problems of Unrest and Disease

1. General: In estimating requirements for Italy from the above standpoint, two points require careful attention.

(a) When the consideration is that of the above heading, the question cannot be one of prior consideration for Allied countries simply as a matter of course. For instance, there is more unrest in Italy than in France and, accordingly, communications in Italy require prior attention though France is an Allied country and Italy is not.

(b) Towns of Italy such as Milano and Torino cannot be treated from general considerations. These two towns are of vital importance to the restoration of Italian economy, much more so probably than two towns in any other country. In most cases, a manufactured article picked up say in Rome has been made in Milano or Torino.

(c) In the NW. is Italy's most active, courageous, industrious democratic, and also I think intelligent section of the population, situated about the distance between Edinburgh and London from Rome. This population will not wait for slow decisions from Rome if it can help it and careful control will be necessary to avoid their taking matters completely into their own hands, and good communications The industrial population of this region ~~are~~ is likely also to suffer most from disease, especially in Milano.

2. Factors Causing Disease and Unrest:

The members of the urban communities of N.W. Italy will be suffering from a general disorganization of their lives caused by (a) defeat in the war, (b) German brutalities, (c) conflicting news reports (d) thoughts of some of a coming millenium followed by disappointments when faced with realities (e) absense of very many husbands and sons as prisoners of war, or in some unknown theatre (f) despair of many about Italy's future, the long grind ahead and the absence of any obvious start in reconstruction of the country's economy. (g) lack of material comforts (h) apparent absence of any friendship for Italy amongst other countries.

Discipline may thus be poor and the tendency will be - every man for himself (as in Rome) though there are hopes that the greater common sense and industry of N.W. Italy may counteract this to some extent, if the workers are given a chance to use their industry without too much delay.

The factors tending to cause disease and unrest are given in greater detail below. The advantage of reasonable local communications seems a small price to pay for the dangerous drag on decisions caused by their absence.

3. Factors causing Disease and Unrest - Detailed

(a) Lack of food: Food will be short and of a monotonous

10766

Declassified E.O. 12356 Section 3.3/NND No. 785015

22-5

nature. It is essential that whatever food there is available in the surrounding provinces should be brought in quickly to increase and vary the diet. This means close control of the small scattered amount of transport available and good communications for marketing firms, transport firms, food depots, and the larger stores. Food depots also require telephones in case of theft, as this is of frequent occurence.

(b) Unemployment: Will be high, representing a large proportion of the population of places like Milano and Torino due to a (probably) prolonged lack of essential materials, machine tools, power, coal, transport, etc. It will be essential to attempt to start the factories again.

Those who have seen the difficulties of a factory manager in Italy trying to run a factory on the small and scattered quantities of raw materials available in the district realise the imperative need for telephones in factories and at selected dealers.

Telephones will be required for the control of unemployment e.g. at labour exchanges.

(c) Presence of Large Bodies of Armed Partisans (Many Communists)

Telephonewill be required by police; for public call offices fire, police, and ambulance points, and Italian Army depots. Trouble often starts in the factories, another reason for telephones in these places.

(d) Very Little Heating or Lighting:

This is a likely event in poor districts. The lack of heating is specially important as clothing is inadequate. The condition exists in Roma. With a bit of luck, partisans activity may prevent some destruction by the Germans, but so far electrical generating plant has suffered severely.

Telephones will be required for electricity and gas companies, power stations, gas undertakings, emergency maintenance staffs, etc.

Undertakings in Rome have operated in such a hand to mouth way that the telephone is essential.

(e) Epidemics: 1994

Possibly typhus, typhoid and V.D. will occur. Good Communication is required with doctors, nurses, hospitals, large chemists, etc. There are 1000 doctors in Milano and not far short of 100 hospitals.

(f) Poor Water Supply:

This is a very likely condition in the bigger towns due to German and Allied destruction, and leads to typhus. Unrest is also caused by the individual efforts required to fetch water regularly from considerable distances.

Telephones are needed for utilities, builders, etc. for

0761

Declassified E.O. 12356 Section 3.3/NND No. 785015

22-6

urgent repairs and maintenance.

(g) Great Scarcity of Transport:

This is universal in Italy due to German removals or destruction. Local utility services have to be reorganised due to lack of coal, petrol, electricity, etc. e.g. in Roma this is the case. Telephones are required for breakdown garages, tramway services petrol distribution offices, coal control offices, railway offices and stations, docks, etc., especially in view of the hand to mouth nature of the services.

Italian motor firms are being stripped of machine tools by the Germans. Bycycles are being collected and sent to Germany.

Where the absence of a telephone in normal times could result in a message being sent by some form of transport, it cannot be done without great difficulty under present conditions.

(h) Government Problems Such as Evacuation:

It is essential that there be a fair amount of Government lines to deal with political and other emergencies as well as some of the normal business. This is particularly important in view of the Government's difficulty in getting key type staff who cannot do what is required of them in a limited time without the telephone.

The above are only my own ideas but experience has proved most of them in liberated Italy, and telephone quantities were based on them.

H.T.W.MILLAR
Lt.Col.R.Sigs.
Chief Telecomms Officer

1993

0768

Declassified E.O. 12356 Section 3.3/NND No. 785015

22-7

APO 512, U.S. Army
1 March 1944

SUBJECT: Provision of Communications for Military Purposes in Northern Italy.

TO : Chief, Military Government Section, AFHQ.

1. From experience gained in the occupation of Naples by our forces it is reasonable to expect that a major portion of the Signal communication equipment found in the Northern Italian cities and towns which will eventually be under control of the Allied Forces will be damaged to the extent that repairs are impracticable. The practice of the enemy destroying all switchboards and central office equipment will result in a tremendous communications problem for civil administration as well as military communications.

2. Communication equipment available to the theater through military channels is limited to the tactical operation requirements of the military forces and will not normally be available for civil administration communications other than for a very short period initially. This is in line with our general policy concerning the provision of communication facilities for AMGOT in Western Sicily as outlined in our letter dated 11 Sept. 1943, file 311.3/1 (Wire).

3. It is suggested that your section initiate such action as considered necessary, which will make available on short notice, temporary telephone exchanges and associated equipment for civil administration purposes pending restoration of the main civil system.

1992

4. It is suggested that:

a. Your section investigate sources of used equipment removed, or which can be made available, from industrial establishments, particularly in and around NAPLES and ~~ASSO~~ in Southern Italy, that could possibly be utilized for the temporary restoration of necessary

Declassified E.O. 12356 Section 3.3/NND No. 785015

civil communications in all of the cities in Italy yet to come under control of the Allied Forces.

b. It is further suggested that you initiate prompt action with communication authorities in the UK or US to determine what used equipment is available for the purposes outlined in paragraph 4 a. above. Civil telephone supply agencies in the US and UK should be consulted on this matter.

c. A list of the major critical items of equipment and material is indicated on the attached APPENDIX.

5. Such equipment as can be made available should be crated, marked, and delivered to ports of embarkation ready for immediate shipment to the theater if needed. The city of Rome alone will certainly present a serious problem insofar as civil communications are concerned.

6. It is felt that this problem is particularly a concern of the Military Government Section. It is presented at this time with a view of having a Signal Officer of your section prepare a plan for the prompt rehabilitation of the civil telephone and telegraph system to insure the early release of all military communication equipment initially installed. This plan should include the necessary warning orders on the US and UK so that timely preparation may be made to fill the requirements when needed.

7. The Signal Section, AFHQ, will be glad to assist in this matter. We are deeply interested in the prompt and proper solution of it, since any delay will result in requiring the use of essential military equipment in the area for a longer period than would otherwise be necessary.

T. J. TULLY,
Colonel, Signal Corps,
Deputy Chief Signal Officer.

Copies to: CSO, ACMF - CSO, I of C, Italy - SO, ACC - SO, PBS.
OIC, Wire Div.

0770

Declassified E.O. 12356 Section 3.3/NND No. 785015

229

APPENDIX

MAJOR CRITICAL ITEMS OF MATERIAL AND EQUIPMENT SUGGESTED FOR PROMPT REHABILITATION AND/OR TEMPORARY USE IN ITALIAN AREAS.

1. Local CB switchboard (with large size distribution frames, 1,000 to 10,000 line capacity).- Two each.

2. Four to eight position multiple CB switchboards (manual or dial operation) preferably the latter.- Four each.

3. Toll switchboards.- 6 Position - one each.

4. Power supply.

5. Local and toll testing equipmen.

   a. Telephone and telegraph repeaters and terminals.

   b. Power plants, batteries and motor generators.

   c. Toll test boards, distribution frames and associated equipment.

   d. 200 telephones (Balance expected to be found in area).

1939

22-18

COPY

The War Office,
C.A.14.
Hotel Victoria,
Northumberland Avenue,
London, W.C.2.

124/Italy/36 (C.A.14)

25th September, 1944.

Dear Megaw,

1. It lloks from LAC 619 as though we may expect the demand in LAC Airgram 39 to be re-submitted in its present form with perhaps one or two deletions. In the circumstances you ought to know our reactions to the proposals as they appear in the Airgram. We will amplify or modify when we see the result of CAL 662.

2. We find it convenient to draw a line after Item 24; to treat the first part (Part I, we will callit) as a spot demand; and to treat the second part (Part II) as an estimate of requirements for Northern Italy.

3. Part I seems to us to go beyond what hitherto we have regarded as minimum essential requirements to meet the military commitment in respect of disease and unrest. We appreciate the difficulty of thinking in terms of a skeleton service when severe damage to communications has been local rather than general, i.e. when fairly good services are available round about, and the difficulty of thinking in such terms so long after the areas in question have been liberated; but officially we are still bound to the disease and unrest criterion.

4. Take Item 1 as a case in point. We imagine that a military type switchboard has been put in at Naples to serve as a temporary toll board and that this item is intended to take the place of the military board and generally to provide for an improved service. If that is the case, and if the military switchboard provides for the bare essential services (as we think it might) then we would certainly argue that Item 1 is <u>not</u> a military commitment. Items 2 and 16 are part and parcel of the same thing.

5. As regards Items 14 to 23; one is bound to ask if this equipment (it appears to be for use at one repeater station in Rome) is solely for lines vital to the carrying on of essential administration, or might it not be to give service comparable in scale with what is clearly contemplated for local services farther north (see Comments on PartII)? Again, is it impossible to transfer equipment from elsewhere without detriment to vital long distance services?

6. The only straightforward items we can see in Part I are 3,8,9,10, 11,12 and 24 though we hope that the 1000 miles of wire is intended for use over an area wider than the immediate neighbourhood of Rome.

7. We look on Part II as an estimate of requirements for the area still in enemy occupation. But as far as we can make it out it is not an estimate for an emergency pool of telecommunications equipment in the

Declassified E.O. 12356 Section 3.3/NND No. 785015

1. It looks from LAC 619 as though we may expect the demand in LAC Airgram 39 to be re-submitted in its present form with perhaps one or two deletions. In the circumstances you ought to know our reactions to the proposals as they appear in the Airgram. We will amplify or modify when we see the result of CAL 662.

2. We find it convenient to draw a line after Item 24; to treat the first part (Part I, we will callit) as a spot demand; and to treat the second part (Part II) as an estimate of requirements for Northern Italy.

3. Part I seems to us to go beyond what hitherto we have regarded as minimum essential requirements to meet the military commitment in respect of disease and unrest. We appreciate the difficulty of thinking in terms of a skeleton service when severe damage to communications has been local rather than general, i.e. when fairly good services are available round about, and the difficulty of thinking in such terms so long after the areas in question have been liberated; but officially we are still bound to the disease and unrest criterion.

4. Take Item 1 as a case in point. We imagine that a military type switchboard has been put in at Naples to serve as a temporary toll board and that this item is intended to take the place of the military board and generally to provide for an improved service. If that is the case, and if the military switchboard provides for the bare essential services (as we think it might) then we would certainly argue that Item 1 is <u>not</u> a military commitment. Items 3 and 13 are part and parcel of the same thing.

5. As regards Items 14 to 23; one is bound to ask if this equipment (it appears to be for use at one repeater station in Rome) is solely for lines vital to the carrying on of essential administration, or might it not be to give service comparable in scale with that is clearly contemplated for local services further north (see comments on PartII)? Again, is it impossible to transfer equipment from elsewhere without detriment to vital long distance services?

6. The only straightforward items we can see in Part I are 3,8,9,10, 11,12 and 24 though we hope that the 1000 miles of wire is intended for use over an area wider than the immediate neighbourhood of Rome.

7. We look on Part II as an estimate of requirements for the area still in enemy occupation. But as far as we can make it out it is not an estimate for an emergency pool of telecommunications equipment in the generally accepted sense. Switchboard provision, for example, appears to be based on the supposition that damage will be confined to very few centres; and that for some reason or the other it will be necessary in these few places to provide local service on a much more liberal scale than has been planned for other theatres.

a./....

Colonel J. Megaw,
B.A.S. Washington.

Declassified E.O. 12356 Section 3.3/NND No. 785015

8. Take Item 25 - 55 as an example of what we have in mind. These make up one exchange installation, presumably for a large city. For sake of argument let it be Milan. Our conception of requirements for such a city, assuming total destruction of all exchanges, would be say a couple of 200 line command type boards at the centre and possibly 10 or 15, 10, 20, or 40 line magneto boards to provide for a total of up to 600 lines - we assume the city to be served by 10 or 12 fairly important exchanges at the moment. But advance provision of a switch-board of 3000 lines equipped capacity seems to have in mind the more likely event of destruction of one or two of the larger exchanges in the centre of the city, and, what is more to the point, provides, whether for part or the whole of the city, for restoration on a much more liberal scale than anything contemplated in other theatre. The lending of the board is sufficient to show that the installation is intended for something more than vitally important and hence very busy lines. Such an installation would obviously be more directly useful for subsequent expansion toward the ultimate goal of complete restoration, but in our view goes well beyond what should be undertaken as a <u>military</u> commitment.

9. Items 56 - 69 are for five similar but smaller installations. The pile would certainly be far less flexible than the emergency stocks for North West Europe and the Balkans, but in the absence of any notes on how the estimate has been compiled, we find it difficult to analyse to our satisfaction.

10. It seems to us that if A.F.H.Q. return with a demand similar to LAC Airgram 39 the best solution would be to make clear to them what has been done elsewhere and urge that a similar course be followed for Italy. The principles adopted elsewhere, and which seems more or less acceptable to all concerned, are:

(a) that the military are concerned only with providing what is essential to meet the commitment in respect of disease and unrest.

(b) that in terms of local telephone services this has been taken to mean something in the nature of 20 - 25 exchange lines per 50,000 population in towns of over 50,000 and, exceptionally, in smaller towns of high administrative importance.

(c) that between-town services should be on a comparible scale, and that <u>exceptional</u> measures for restoring long distance telephone circuits should not be undertaken where telegraph links would suffice to meet the requirements of essential administration.

(d) that where new material must be used the need can best be met by the installation of military type equipment, that military type equipment should be the rule, and that demands for other types should be supported by detailed statements in justification.

11. The comments in 6 - 9 refer to Part II only. We would not suggest that there is any place at this stage for military type equipment

Declassified E.O. 12356 Section 3.3/NND No. 785015

or 15, 10, 20, or 40 line magneto boards to provide for a total of up to 500 lines - we assume the city to be served by 10 or 12 fairly important exchanges at the moment. But advance provision of a switchboard of 2000 lines equipped capacity seems to have in mind the more likely event of destruction of one or two of the larger exchanges in the centre of the city, and, what is more to the point, provides, whether for part or the whole of the city, for restoration on a much more liberal scale than anything contemplated in other theatre. The loading of the board is sufficient to show that the installation is intended for something more than vitally important and hence very busy lines. Such an installation would obviously be more directly useful for subsequent expansion toward the ultimate goal of complete restoration, but in our view goes well beyond what should be undertaken as a <u>military</u> commitment.

9. Items 56 - 60 are for five similar but smaller installations. The pile would certainly be far less flexible than the emergency stocks for North west Europe and the Balkans, but in the absence of any notes on how the estimate has been compiled, we find it difficult to analyse to our satisfaction.

10. It seems to us that if A.F.H.Q. return with a demand similar to L.C. Airgram 39 the best solution would be to make clear to them what has been done elsewhere and urge that a similar course be followed for Italy. The principles adopted elsewhere, and which seems more or less acceptable to all concerned, are:

(a) that the military are concerned only with providing what is essential to meet the commitment in respect of disease and unrest.

(b) that in terms of local telephone services this has been taken to mean something in the nature of 20 - 25 exchange lines per 50,000 population in towns of over 50,000 and, exceptionally, in smaller towns of high administrative importance.

(c) that between-town services should be on a comparible scale, and that <u>exceptional</u> measures for restoring long distance telephone circuits should not be undertaken where telegraph links would suffice to meet the requirements of essential administration.

(d) that where new material must be used the need can best be met by the installation of military type equipment, that military type equipment should be the rule, and that demands for other types should be supported by detailed statements in justification.

11. The comments in 6 - 9 refer to Part II only. We would not suggest that there is any place at this stage for military type equipment in areas long since liberated.

Yours sincerely,

Sgd. C.C.H. Brazier.

(Colonel)

Declassified E.O. 12356 Section 3.3/NND No. 785015

Declassified E.O. 12356 Section 3.3/NND No. 785015

Subject:- Utilization of Civil Type L.D. Switchboards.

21

H.Q. 15 AF GROUP

TEL: FILPOT 54

X/21/30/1

13 JAN 45

Director,
Communications, Sub Commission,
H.Q. A.C.

10

1. Reference your letter, subject as above, dated 30 December 1944, file T.36.10.CS, it is agreed that 2 inter-urban circuits are inadequate for the TRIESTE positions.

2. Capt. OLSON, during a recent visit to this office, planned to return to ROME and consult with your office in reference to your switchboard problems.

3. It is assumed that this matter was discussed with Capt. OLSON and corrective action taken.

Director	
D/Director	
Chief Telecoms	
Chief Postal	
H Q Coins O	
Asst Chief Postal	
Censorship	
Chief Clerk	

CROSS. REFS.	
FILE T.36/CS	B/Fwd.

Date 15 SEP 1945

Plato S/Ldr Sig's,
for Brigadier,
C.S.O. L. of C. ITALY (ADV).

PSR/RTJ.

Copy to:- C.S.O. L. of C. ITALY (MAIN).
(Att:- Capt. OLSON).

1988

File

0770

Declassified E.O. 12356 Section 3.3/NND No. 785015

HHS/epc .2

In reply refer to: T.87.2.CS

IAC SIG 76-45 27 JAN.

Subject : Telephone and Telegraph Wire

To : Economic Section, Requisition Division

1. Request that requisition be placed on A.F.H.Q. for the following:

a. 100 Tons .128 Hard Drawn Bare Copper Wire
Code No. W.536 Stock No. 1A508

b. 50 Tons .080 Copperweld Wire
Code No. W 153 Stock No. 1 A55

2. Supply Division (Lt. Col. I.S.Lyster), Signal Section A.F.H.Q. has informed this Sub-Commission that material exists in theatre stocks and can be made available for use by Ministry of Posts and Telecommunications.

3. Material is to be used for provision of essential telephone and telegraph circuits in Italian Government and A.M.G. territory. Provision of such circuits is considered essential to prevention of unrest and ruling by CCS. to this effect was given covering Requisition AC-SIG-62-45. At the present moment due to lack of material many important communications cannot be re-established e.g. Ancona is without telegraph communication at present.

4. Request that requisition be expedited and that this Sub-Commission be informed when and where delivery may be taken by the Ministry of Posts and Telecommunications.

J.L. HENDERSON 1987
Colonel,
Director,
Communications Sub-Commission

Tel: 459051
Ext: 222

9th January, 1945

SPOKE TO MR HURLEY ON JAN 9 - HE WAS TO RUSH ON JAN 19. SGT. IN REQ. DIV. STATED THAT NOTHING HAD BEEN DONE PENDING LT. COL. MARTINO'S RETURN. ON MY INSISTENCE HE PROMISED IT WOULD BE REMARKED IMMEDIATELY

0777

Declassified E.O. 12356 Section 3.3/NND No. 785015

AFHQ - G-5 Section 2 1

AC-SIG-76-45 27 January 1945 SPECIAL

DURO - Consign to AC, Communications, Sub-Commission.

F. W. TOOMY
Major, R. A.
Chief, Requisition Branch
Supply & Resources Division
Signal

HARLAN CLEVELAND
Executive Director
Economic Section

LA206	Wire, copper, No. 8, h.d. (Fed. Spec. QQ-W-336, type I; 0.128-in., dia., in coils each containing 200 lbs).	Ton	100
LA53	Wire, copperweld type, 0.080-in. (or equal), (Fed. Spec. W-153).	Ton	50

NOTE: This is an amendment to Allied Commission Reqn. No. AC-SIG-62-45 of 9 Dec 44.

NOTE: Supply Division (Lt. Col. I.S. Lyster) Signal Section, AFHQ, advises that above items are available from theatre stocks.

DELIVERY: Ship as indicated above as soon as possible.

JUSTIFICATION:

1. See justification as in Allied Commission requisition No. AC-SIG-62-45 dated 9 Dec 44.

2. Items as requested in this requisition are urgently required to provide essential telephone and telegraph circuits in Italian Government and A.M.G. territory. Provision of such circuits is considered essential in the prevention of unrest, and ruling by CCS to t his effect was given in requisition AC-SIG-62-45. At the present moment due to lack of material many important communications cannot be re-established, e.g. Ancona is without telegraph communications.

1086

0778

Declassified E.O. 12356 Section 3.3/NND No. 785015

4. It is requested that this requisition be expedited and that procurement be made from theatre stocks.

PARTING: XX

////////////////////////////// E N D O F R E Q U I S I T I O N //////////////////////

0719
1

Declassified E.O. 12356 Section 3.3/NND No. 785015

Translation by Petrignani.

120-1

Ref.no. S/15.1/30024

Rome, 3rd January 45.

Subject : Circuits in H.F.

To : Allied Commission - Posts and Telecomms -
Sub-Commission - APO 394 -

1. We herewith enclose copies of letters dated 22/12 and 30/12 respectively from the TETI and STET, which companies set forth their programs of immediate restoration of circuits in H.F.

2. The TETI took the option of making its programme more complete as far as the Tuscany Region is concerned; for this purpose, the Company sent to Florence its specialized Engineer to collect the necessary records.

3. As far as the TETI programme for Lazio Region is concerned, we will appreciate any information you can give us whether the utilisation of the military circuits meets the approval of the Allied Authorities or not.

4. As far as the STET programme is concerned, it seems to be complete enough and organically studied. We would like to know what is the opinion of the Allied Military Authorities about the requested authorization of the utilization of circuits, as specified in attachment n. 3 .

5. While we have directly informed of the above the telecommunications Officer Region IV, Maj Hawker, we herewith attach copy of the letter of the STET for information of Region V and Region VIII Officers, Lt. Col. Cumming, and Major Ayre.

File T 36/CS

1984

The Under Secretary of State
for PP.TT.

0780

Declassified E.O. 12356 Section 3.3/NND No. 785015

Translation by Petrignani.

20-2

Ref.no. 368 Rome, 30 December 1944.

Subject : Restoration H.F.

To : The Ministry of Communications.

As from agreements with Comandante Osti, we have studied a programme of High Frequencies restoration recovered in TIMO Region and immediately usable, for only slightly damaged. The programme is herewith resumed in attachment n.1 and in enclosed scheme n.2.

The remaining terminals, more seriously spoilt or uncoupled, will be collected and kept together as soon as possible, in view of their partial or total repair, as long as the scarce means available in Rome will allow it.

On the outlined programme, the following quotations are made:

a). Almost all the devised connections require the use of line filters, to jump the intermediate offices.
The lack of these filters - the construction of which has been taken up here in Rome - will however delay for sometime the restoration.

b). Many apparatus are short of valves. We hope we will fully provide for them, with the purchases which are at present being made.

c). Those connections that require utilization of the Allied Military lines, as carrier circuits, do of course depend on the authorization, which we beg you to obtain for us as soon as possible. (attachment 3).

d). it is understood that connections that concern provinces not yet opened to the civil service, will be restored in good time, so that they can be put into operation as soon as authorization is given.
While we are putting into effect that part of the programme, which concerns exclusively the TIMO, we await

1682

Declassified E.O. 12356 Section 3.3/NND No. 785015

20-3

to know how the position will be arranged with those connections which needs a higher authority.

0782

Declassified E.O. 12356 Section 3.3/NND No. 785015

20-4

Attachment 'I'

Programme of restoration of usable H.F.

Circuits in operation

1. Roma-Terni - Siemens MK - Channel - On Allied Military Circuit.

2. Roma-Aquila - Safar DSI/K - Channel 1 - On Military mixed Telegraph TIMO Circuit.

Circuits to be activated.

3. Perugia-Terni - Safar DSI/K - Channel 1 - On TIMO circuit. The two terminals have been already installed. The Terni terminal will be afterwards brought to Rome, to operate the direct Perugia-Roma circuit.

4. Roma-Chieti -(Pescara) Safar DSI/K - Channel 1 - On mixed telegraph TETI-TIMO circuit. (the terminal of Rome comes from Terni, the terminal of Chieti comes from Campobasso).

5. Aquila-Chieti - (Pescara) Siemens T.1/T3- On TIMO circuit. The Aquila terminal will be brought to Rome, repaired and taken back to Aquila. The Chieti terminal comes from Rome.

6. Campobasso-Benevento - Siemens MK - Channel 4 - On TIMO-SET, mixed, Circuit. The Campobasso terminal has already been placed. The Benevento terminal comes from Isernia.

7. Aquila-Ascoli-Piceno - Siemens MK - Channel 1 - On TIMO circuit. (The Ascoli terminal has already been placed. The Aquila terminal coming from Fermo, has already been placed). In case that it would not be possible to operate this direct connection, the Ascoli terminal will go to Teramo and the circuit will be prolonged up to Ascoli Piceno by means of one of the two real Teramo-Ascoli circuits.

8. Campobasso-Termoli - Siemens MK - Channel 1 - On TIMO

0783

Declassified E.O. 12356 Section 3.3/NND No. 785015

20-5

Circuit. (The two terminals are at Campobasso - one of them will go to Termoli).

9. Spoleto-Terni - Perego 612/1 channel 5 - On Timo circuit, (the two terminals have been placed. The Terni terminal will be afterwards moved to Rome, to operate a direct Rome-Spoleto, on mixed telegraph Timo circuit.

10. Macerata-Ascoli-Piceno - Perego 612/1 - channel ? - On Timo circuit requisitioned by the Allies (the two terminals are at Macerata, one of them will be taken to Ascoli Piceno.)

11. Macerata-Ancona - Perego 612/1 - channel 3 - On Timo circuit requisitioned by the Allies (the Ancona terminal comes from Città di Castello).

12. Ancona-Fabriano - Perego 612/1 - channel 4 - On Timo circuit requisitioned by the Allies, between Fabriano and Falconara, in a pair of the cable between Falconara and Ancona, or on a circuit of the coast line poles. (The terminal of Ancona comes from Perugia, the terminal of Fabriano comes from Tavernella).

13. Ancona-Pesaro - Perego 612/1 - channel 4 - On Allied circuit of the new coast line poles (The Ancona terminal comes from Perugia, the Pesaro terminal comes from Todi).

14. Pesaro-Rimini - Perego 612/1 - channel 2 - On Allied circuit of the coast line poles (The Pesaro terminal comes from Terni the Rimini terminal comes from S.Gemini).

15. Perugia-Assisi - Siemens SP (short range) On Timo circuit, (the two terminals have already been placed).

16. Campobasso-Isernia - Siemens MK - channel 3 - On Timo circuit (the two terminals have already been placed).

17. Roma-Mignano: (via Isernia and Campobasso) Face HI, on circuit of the overhead Allied Roma-Naples poles, the two terminals are in Rome.

1980

0784

Declassified E.O. 12356 Section 3.3/NND No. 785015

20-6

Allied Military Circuits, which need the authorization as carrier for high frequencies, to be used for civilian service.

(reference is made to the letter dated 25/10/1944 HQ.AC. AFO 394 - CS/4/22/87 - Subject: the use of H.F. Carrier Equipment).

All the apparatus to be used, are operated by frequencies beyond 60 Kc.

Connection no. 10 : one circuit on the Timo Ascoli-Piceno-Macerata line, at present requisitioned by the Allies.

" " 11 : one circuit on the Timo Macerata-Ancona line requisitioned too.

" " 12 : trunk Fabriano-Falconara, one circuit on the Timo line requisitioned by the Allies.
trunk Falconara-Ancona, one circuit on poles constructed bythe Allies, or a pair of the Timo cable.
In such case, the terminal will be placed at Falconara and the connection will proceed in low frequency coil-loaded cable.

" " 13 : a real or phantom circuit constructed by the Allies along the Adriatic coast line road (Sun road)

" " 14 : the same as above.

" " 17 : for the trunks of military circuits to be made use of, see our letter H.357 of 29/12/1944, in which the matter was treated in details.

1979

0782

Declassified E.O. 12356 Section 3.3/NND No. 785015

20-7

STET

SOCIETÀ TORINESE ESERCIZI TELEFONICI

PER AZIONI - CAPITALE SOCIALE L. 440.000.000 INT. VERSATO

Sede Sociale TORINO

Roma, 30 dicembre 1944

VIA VERSILIA 2 - TELEFONO 44134

Si prega di citare nella risposta il N. 368

per conoscenza copia a :
ALLIED COMMISSION
TELECOMMUNICATIONS -
Sub-Commission
ROMA

MINISTERO DELLE COMUNICAZIONI
Sottosegretariato alle Poste ed
alle Telecomunicazioni
R O M A

Oggetto: Riattivazione
alte frequenze.

Come d'intesa con il Comandante OSTI, è stato studiato un programma di riattivazione delle alte frequenze ricuperate in zona TIMO, ed immediatamente utilizzabili perchè solo lievemente danneggiate. Il programma è riassunto nell'unito allegato 1 e nello schema allegato 2.

Le testate residue, più gravemente deteriorate o rimaste disaccoppiate, verranno accentrate al più presto in vista di una parziale o totale riparazione, compatibilmente con gli scarsi mezzi disponibili a Roma.

Sul programma tracciato facciamo presente quanto segue :

a) Quasi tutti i collegamenti progettati richiedono l'impiego di filtri di linea per scavalcare uffici intermedi. La mancanza di questi filtri = alla cui costruzione si sta provvedendo qui a Roma = ritarderà di qualche tempo l'attuazione.

b) Molte apparecchiature difettano di valvole. Anche per queste si spera di poter provvedere con acquisti in corso.

c) I collegamenti che richiedono l'impiego come circuito portante di linee militari Alleate sono = naturalmente = subordinati alla autorizzazione, che preghiamo di voler ottenere con la maggiore sollecitudine possibile (allegato 3).

d) Per i collegamenti che interessano provincie non ancora autorizzate al servizio civile, resta inteso che l'effettuazione verrà eseguita in tempo utile, onde poterli mettere in funzione quando tale autorizzazione verrà concessa.

1073

Mentre diamo corso a quella parte del programma che interessa esclusivamente la TIMO, restiamo in attesa di conoscere quanto verrà disposto per i collegamenti che richiedono il Superiore benestare.

STET
SOCIETA' TORINESE ESERCIZI TELEFONICI - PER AZIONI
Il Presidente

Allegati n° 3

20-8

ALLEGATO 1

PROGRAMMA DI RIATTIVAZIONE DELLE ALTE FREQUENZE UTILIZZABILI

Circuiti in servizio

1 - ROMA-TERNI - Siemens MK - Canale - Su circuito militare Alleato

2 - ROMA-AQUILA- Safar DSI/K- Canale 1° - " " misto TIMO-telegrafo.

Circuiti da attivare

3 - PERUGIA-TERNI - Safar DSI/K - Canale 1° - Su circuito TIMO - (Le due testate sono già in sito. In un secondo tempo il terminale di Terni verrà portato a Roma per realizzare il Perugia-Roma diretto).

4 - ROMA - CHIETI (Pescara) - Safar DSI/K - Canale 1° - Su circuito misto TI-TI-TIMO-telegrafo. (La testata di Roma proveniente da Terni - la testata di Chieti proveniente da Campobasso).

5 - AQUILA-CHIETI (Pescara) - Siemens T 1/T 3 - Su circuito TIMO. (La testata di Aquila verrà portata a Roma, riparata, e riportata ad Aquila. La testata di Chieti proveniente da Roma).

- CAMPOBASSO-BENEVENTO - Siemens MK - Canale 4° - Su circuito misto TIMO-SMT. (la testata di Campobasso è già in sito - la testata di Benevento proveniente da Isernia).

7 - AQUILA-ASCOLI P. - Siemens MK - Canale 1° - Su circuito TIMO - (La testata di Ascoli è in sito - la testata di Aquila, proveniente da Formo, è già in sito). Nel caso in cui non si riuscisse a realizzare questo collegamento diretto, la testata di Aquila andrà a Teramo, ed il circuito verrà prolungato fino ad Ascoli P. mediante uno dei due reali Teramo-Ascoli).

8 - CAMPOBASSO-TERMOLI - Siemens MK - Canale 1° - Su circuito TIMO.(Le due testate sono a Campobasso: una andrà a Termoli).

9 - SPOLETO-TERNI - Perego 12/1 - Canale 5° - Su circuito TIMO (le due testate sono in sito - In un secondo tempo si porterà a Roma il terminale di Terni per realizzare un Roma-Spoleto diretto, su circuito misto TIMO-telegrafo).

10 - MACERATA-ASCOLI P. - Perego 12/1 - Canale ? - Su circuito TIMO requisito dagli Alleati. (Le due testate sono a Macerata; una verrà portata ad Ascoli P.).

11 - MACERATA-ANCONA - Perego 12/1 - Canale 3° - Su circuito TIMO requisito da- - (La testata di Ancona proveniente da Perugia - [illegible] Città di Castello).

1977

Declassified E.O. 12356 Section 3.3/NND No. 785015

Circuiti in servizio

1 - ROMA-TERNI - Siemens MK - Canale - Su circuito militare Alleato

2 - ROMA-AQUILA- Safar DSI/K- Canale 1° - " " misto TIMO-telegrafo.

Circuiti da attivare

3 - PERUGIA-TERNI - Safar DSI/K - Canale 1° - Su circuito TIMO - (Le due testate sono già in sito. In un secondo tempo il terminale di Terni verrà portato a Roma per realizzare il Perugia-Roma diretto).

4 - ROMA - CHIETI (Pescara) - Safar DSI/K - Canale 1° - Su circuito misto TERNI-TIMO-telegrafo. (La testata di Roma proveniente da Terni - la testata di Chieti proveniente da Campobasso).

5 - AQUILA-CHIETI (Pescara) - Siemens T 1/T 3 - Su circuito TIMO. (La testata di Aquila verrà portata a Roma, riparata, e riportata ad Aquila. La testata di Chieti proveniente da Roma).

- CAMPOBASSO-BENEVENTO - Siemens MK - Canale 4° - Su circuito misto TIMO-SMT. (la testata di Campobasso è già in sito - la testata di Benevento proveniente da Isernia).

7 - AQUILA-ASCOLI P. - Siemens MK - Canale 1° - Su circuito TIMO - (La testata di Ascoli è in sito - la testata di Aquila, proveniente da Fermo, è già in sito). Nel caso in cui non si riuscisse a realizzare questo collegamento diretto, la testata di Ascoli andrà a Teramo, ed il circuito verrà prolungato fino ad Ascoli P. mediante uno dei due reali Teramo-Ascoli).

8 - CAMPOBASSO-TERMOLI - Siemens MK - Canale 1° - Su circuito TIMO.(Le due testate sono a Campobasso; una andrà a Termoli).

9 - SPOLETO-TERNI - Perego 12/1 - Canale 5° - Su circuito TIMO (le due testate sono in sito - In un secondo tempo si porterà a Roma il terminale di Terni per realizzare un Roma-Spoleto diretto, su circuito misto TIMO-telegrafo).

10 - MACERATA-ASCOLI P. - Perego 12/1 - Canale ? - Su circuito TIMO requisito dagli Alleati. (Le due testate sono a Macerata; una verrà portata ad Ascoli P.).

11 - MACERATA-ANCONA - Perego 12/1 - Canale 3° - Su circuito TIMO requisito dagli Alleati. (La testata di Ancona proveniente da Perugia - La testata di Macerata proveniente da Città di Castello).

1977

...

Declassified E.O. 12356 Section 3.3/NND No. 785015

20-9

12 - ANCONA=FABRIANO - Perego 12/1 - Canale 4° - Su circuito TIMO requisito dagli Alleati, tra Fabriano a Falconara: in una coppia del cavo tra Falconara e Ancona, ovvero su di un circuito della palificazione costiera.(La testata di Ancona proveniente da Perugia - La testata di Fabriano proveniente da Tavernelle).

13 - ANCONA = PESARO- Perego 12/1 - Su circuito Alleato della nuova palificazione costiera. (La testata di Ancona proveniente da Perugia - La testata di Pesaro proveniente da Todi).

14 - PESARO=RIMINI - Perego 12/1 - Canale 2° - Su circuito Alleato della palificazione costiera. (La testata di Pesaro proveniente da Terni - la testata di RIMINI proveniente da S.Gemini).

15 - PERUGIA=ASSISI - Siemens SP (breve portata) - Su circuito TIMO - (Le due testate sono già in sito).

1 - CAMPOBASSO=ISERNIA - Siemens MK - Canale 3° - Su circuito TIMO - (Le due testate sono già in sito).

17 - ROMA = MIGNANO - (per Isernia e Campobasso) - PAGE Hi - Su circuito della palificazione aerea Alleata Roma-Napoli. Le due testate sono a Roma).

Roma, 30 dicembre 1944

Declassified E.O. 12356 Section 3.3/NND No. 786015

20 - 10

Programma riattivazione delle alte frequenze utilizzabili

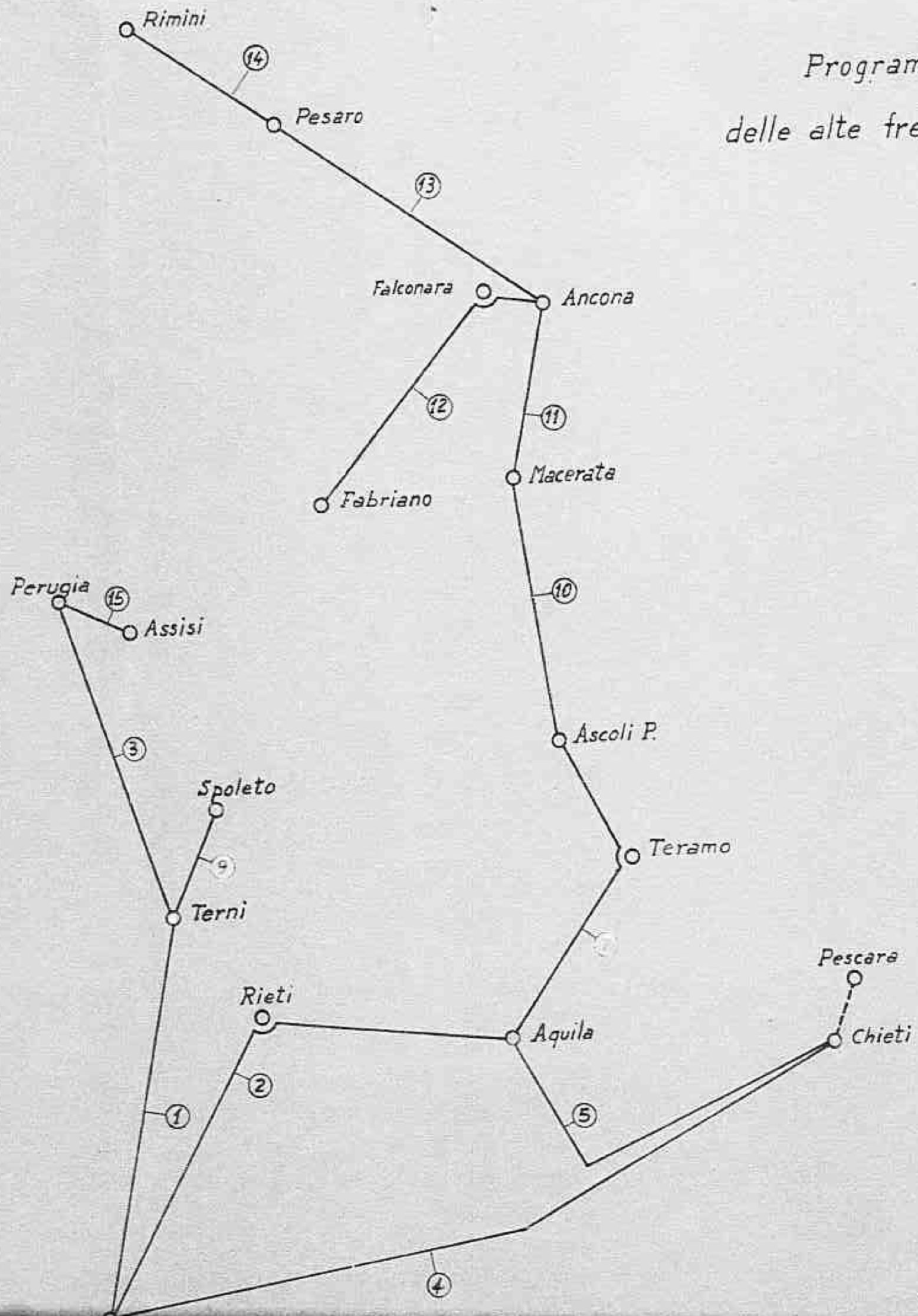

1975

Declassified E.O. 12356 Section 3.3/NND No. 785015

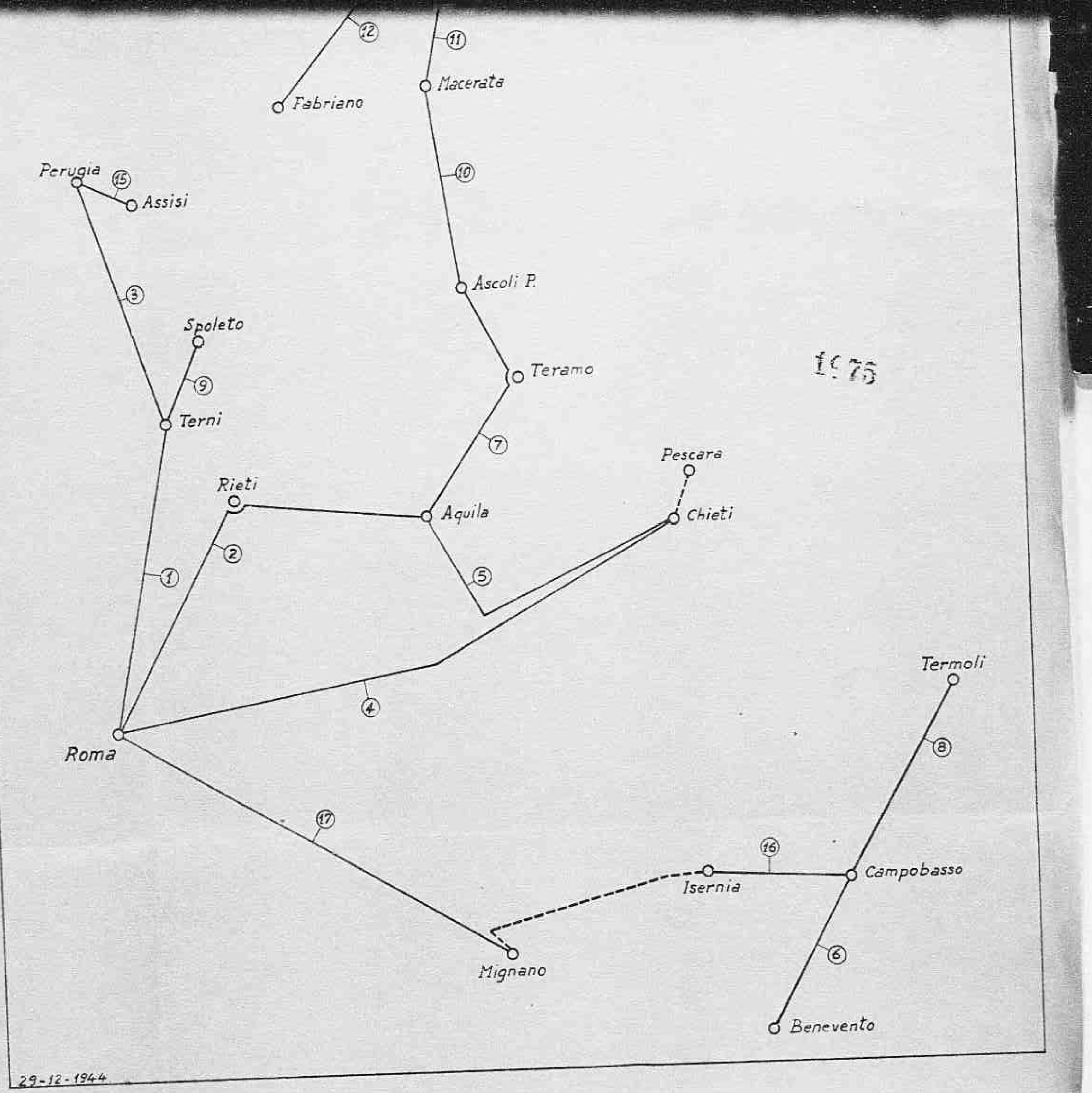

Declassified E.O. 12356 Section 3.3/NND No. 785015

ALLEGATO 3 20-11

CIRCUITI MILITARI ALLEATI PER I QUALI OCCORRE OTTENERE L'AUTORIZZAZIONE COME PORTANTI PER ALTE FREQUENZE DA ADIBIRE AD USO CIVILE.

(Riferimento alla lettera in data 25/10/1944 Hedquarters Allied Commission APO 394 - CS/4/22/87 - Subject: Use of H.F. Carrier Equipment).

N.B. - Tutte le apprecchiature da impiegarsi utilizzano frequenze superiori ai 60 Kc.

Collegamento n° 10 : un circuito sulla linea TIMO Ascoli P.-Macerata, attualmente requisita dagli Alleati.

" " 11 : un circuito sulla linea TIMO Macerata-Ancona, anch'essa requisita.

" " 12 : tratto Fabriano-Falconara: un circuito sulla linea TIMO requisita dagli Alleati.
Tratto Falconara-Ancona: un circuito sulla palificazione costruita dagli Alleati, oppure una coppia del cavo TIMO. In questo caso il terminale verrà collocato a Falconara, ed il collegamento proseguirà in cavo pupinizzato in bassa frequenza.

" " 13: un circuito reale o virtuale sulla palificazione costruita dagli Alleati lungo la strada litoranea Adriatica (Sun road).

" " 14: idem c.s.

" " 17: per i tratti di circuiti militari da utilizzare, vedasi nostra lettera N° 357 del 29/12/1944, in cui l'argomento è stato trattato in dettaglio. 1677

Roma, 30 dicembre 1944

Declassified E.O. 12356 Section 3.3/NND No. 785015

L'AUTORIZZAZIONE COME PO[illegible]

(Riferimento alla lettera in data 25/10/1944 Hedquarters Allied Cosmiesion APO 394 - CS/4/22/87 - Subject: Use of H.F. Carrier Equipment).

N.B. - Tutte le apprecchiature da impiegarsi utilizzano frequenze superio ri ai 60 Kc.

Collegamento n° 10 : un circuito sulla linea TIMO Ascoli P.-Macerata, attualmente requisita dagli Alleati.

" " 11 : un circuito sulla linea TIMO Macerata-Ancona, anch'essa requisita.

" " 12 : tratto Fabriano-Falconara; un circuito sulla linea TIMO requisita dagli Alleati.
Tratto Falconara-Ancona; un circuito sulla palificazione costruita dagli Alleati, oppure una coppia del cavo TIMO. In questo caso il terminale verrà collocato a Falconara, ed il collegamento proseguirà in cavo pupinizzato in bassa frequenza.

" " 13: un circuito reale o virtuale sulla palificazione costruita dagli Alleati lungo la strada litoranea Adriatica (Sun road).

" " 14: idem c.s.

" " 17: per i tratti di circuiti militari da utilizzare, vedasi ncstra lettera N° 357 del 29/12/1944, in cui l'argomento è stato trattato in dettaglio.

1677

Roma, 30 dicembre 1944

Declassified E.O. 12356 Section 3.3/NND No. 785015

0795

Declassified E.O. 12356 Section 3.3/NND No. 785015

C. P. C. NAPOLI N. 20833

Società Esercizi Telefonici

ANONIMA – CAPITALE VERSATO L. 100.000.000
NAPOLI

TELEGRAMMI: SET - NAPOLI

NAPOLI
PIAZZA NOLANA, 9

C 18

NAPOLI 22 Dicembre 1944

Al Comando
della Commissione Alleata
Sottocommissione per le
Comunicazioni
A.P.O. 394
R o m a

OGGETTO: Richiesta di informazioni per relazione -

In riferimento alla pregiata Vs/ T.36.21 CS del 13 corr., Vi rimettiamo in allegato un elenco delle Centrali SET con capacità superiore a 200 linee e attuale loro stato, unitamente ad un elenco di centrali SET danneggiate con capacità inferiore a 200 linee.

Il Direttore

CG/man/zz
all.2

CENTRALI SET CON CAPACITA' SUPERIORE A 200 LINEE

(17-)

Nº progressivo	Ufficio	Sistema	Distrutta	Gravemente danneggiata ma riparabile parzialmente o totalmente	Danneggiata ma non gravemente	In buone condizioni
1)	Acireale	Automat.	==	==	==	si
2)	Agrigento	"	==	==	==	si
3)	Andria	Manuale	==	==	si	~~no~~
4)	Avellino	Automat.	==	==	si	==
5)	Bari	"	==	==	==	si
6)	Barletta	"	==	==	==	si
7)	Benevento	"	si	==	==	==
8)	Brindisi	"	==	==	==	si
9)	Caltagirone	Manuale	==	si	==	==
10)	Caltanissetta	Automat.	==	==	si	==
11)	Capri	Manuale	==	==	==	si
12)	Caserta	Automat.	si	==	==	==
13)	Castell.Stabia	"	==	==	==	si
14)	Catania	"	==	==	==	si
15)	Catanzaro	"	==	==	==	si
16)	Cerignola	Manuale	==	si	==	==
17)	Comiso	"	==	==	==	si
18)	Cosenza	Automat.	==	==	==	si
19)	Enna	Manuale	==	==	==	si
20)	Foggia	Automat.	==	==	si	==
21)	Formia	Manuale	==	==	si	==
22)	Galatina	"	==	==	==	si
23)	Gallipoli	Automat.	==	==	==	si
24)	Giarre	Manuale	==	==	==	si
25)	Gioia del Colle	"	==	==	si	==
26)	Lecce	Automat.	==	==	==	si
27)	Lentini	Manuale	==	==	==	si
28)	Marsala	Automat.	==	==	==	si
29)	Matera	Manuale	==	==	si	==
30)	Messina	Automat.	==	==	==	si
31)	Milazzo	Manuale	==	si	==	==
32)	Modica	"	==	==	==	si
33)	Molfetta	Automat.	==	==	==	si
34)	Napoli-Borsa	"	si	==	==	==
35)	" Amedeo	"	==	==	==	si
36)	" Bagnoli	"	==	==	==	si
37)	" Nolana	"	==	==	==	si
38)	" Posillipo	"	==	==	==	si
39)	" Portici	"	==	==	==	si
40)	" Vomero	"	==	==	==	si
41)	Nocera Inferiore	Manuale	==	==	si	==
42)	Noto	Automat.	==	==	==	si
43)	Palermo					si

1972

Declassified E.O. 12356 Section 3.3/NND No. 785015

5)	Bari	"	==	==	==	si
6)	Barletta	"	==	==	==	==
7)	Benevento	"	si	==	==	si
8)	Brindisi	"	==	==	==	==
9)	Caltagirone	Manuale	==	si	==	==
10)	Caltanissetta	Automat.	==	==	si	==
11)	Capri	Manuale	==	==	==	si
12)	Caserta	Automat.	si	==	==	==
13)	Castell.Stabia	"	==	==	==	si
14)	Catania	"	==	==	==	si
15)	Catanzaro	"	==	==	==	si
16)	Cerignola	Manuale	==	si	==	==
17)	Comiso	"	==	==	==	si
18)	Cosenza	Automat.	==	==	==	si
19)	Enna	Manuale	==	==	==	si
20)	Foggia	Automat.	==	==	si	==
21)	Formia	Manuale	==	==	si	==
22)	Galatina	"	==	==	==	si
23)	Gallipoli	Automat.	==	==	==	si
24)	Giarre	Manuale	==	==	==	si
25)	Gioia del Colle	"	==	==	si	==
26)	Lecce	Automat.	==	==	==	si
27)	Lentini	Manuale	==	==	==	si
28)	Marsala	Automat.	==	==	==	si
29)	Matera	Manuale	==	==	si	==
30)	Messina	Automat.	==	==	==	si
31)	Milazzo	Manuale	==	si	==	==
32)	Modica	"	==	==	==	si
33)	Molfetta	Automat.	==	==	==	si
34)	Napoli-Borsa	"	si	==	==	==
35)	" Amedeo	"	==	==	==	si
36)	" Bagnoli	"	==	==	==	si
37)	" Nolana	"	==	==	==	si
38)	" Posillipo	"	==	==	==	si
39)	" Portici	"	==	==	==	si
40)	" Vomero	"	==	==	===	si
41)	Nocera Inferiore	"	==	==	si	==
42)	Noto	Manuale	==	==	==	si
43)	Palermo	Automat.	==	==	==	si
44)	Paternò	Manuale	==	==	==	si
45)	Potenza	Automat.	==	==	==	si
46)	Ragusa	Manuale	==	==	==	si
47)	Reggio Calabria	Automat.	==	==	==	si
48)	Salerno	"	==	==	si	==
49)	San Severo	Manuale	==	==	==	si
50)	Siracusa	Automat.	==	==	==	si
51)	Sorrento	Manuale	==	==	==	si
52)	Taranto	Automat.	==	==	==	si
53)	Termini Imerese	Manuale	==	==	==	si
54)	Torre Annunziata	Automat.	===	==	==	si
55)	Torre del Greco	Manuale	no	no	no	si
56)	Trani	Automat.	==	==	si	==
57)	Trapani	"	==	==	==	si
58)	Littoria	Manuale	==	==	==	si

4972

Declassified E.O. 12356 Section 3.3/NND No. 785015

CENTRALINI SET CON CAPACITA' INFERIORE A 200 LINEE

(17-2)

Nºpr.	Ufficio	Danni subiti
1)	Altamura	Centralino 100 n.distrutto e sostituito con altro centralino a 100 n.ri
2)	Amalfi	" distrutto
3)	Amoroso	" "
4)	Angri	" "
5)	Ariano Irpino	Fuori servizio perchè centralini ed apparecchi prelevati A.M.G.
6)	Battipaglia	Centralino distrutto
7)	Candela	" da 12 n.ri distrutto
8)	Canicattì	" 100 n.ri prelevato Comando Alleato - rimesso poi in opera
9)	Canosa	" 100 n.ri distrutto
10)	Capua	" distrutto
11)	Cassino	Ufficio distrutto
12)	Castelv.d'Auria	Centralino 12 n.ri asportato
13)	Casteltermini	" prelevato Comando Alleato
14)	Castelvetere	" distrutto
15)	Cellino S.Marco	" 6 n.ri danneggiato e sostituito con altro centralino a 6 n.ri
16)	Cerami	" 8 n.ri distrutto
17)	Cerreto Sannita)	" distrutto
18)	Cesanò	" 8 n.ri distrutto
19)	Corato	" 100 " " " sostituito con altro centralino a 50 n.ri
20)	Eboli	Ufficio distrutto
21)	Elena	" "
22)	Fondi	Centralino 100 n.ri distrutto
23)	Forenza	" distrutto
24)	Gaeta	Ufficio distrutto
25)	Gela	Centralino 120 n.ri prelevato Comando Alleato - rimesso poi in opera
26)	Giugliano	Centralino 18 n.ri e apparecchi distrutti
27)	Gravina	" 50 " distrutto e sostituito con altro centralino a 3 n.ri
28)	Guardia S.From.	" distrutto
29)	Irsina	" "
30)	Isola Liri	" danneggiato
31)	Licata	" 100 n.ri prelevato Comando Alleato - rimesso poi in opera
32)	Lucera	" " " distrutto e sostituito con altro centralino a 100 n.ri
33)	Manfredonia	" " " danneggiato e riparato
34)	Menfi	" danneggiato
35)	Mirabella Eclano	" distrutto
36)	Monte Corvino	" 18 n.ri distrutto e sostituito con altro centralino a 12 n.ri
37)	Morcone	" distrutto
38)	Ortanova	" 50 n.ri prelevato Comando Alleato
39)	Palazzolo	" 8 " distrutto
		" distrutto

1970

Declassified E.O. 12356 Section 3.3/NND No. 785015

6) Battipaglia	Centralino	distrutto
7) Candela	"	da 12 n.ri distrutto
8) Canicattì	"	100 n.ri prelevato Comando Alleato - rimesso poi in opera
9) Canosa	"	100 n.ri distrutto
10) Capua	"	distrutto
11) Cassino	Ufficio	distrutto
12) Castelm.d'Auria	Centralino	12 n.ri asportato
13) Casteltermini	"	prelevato Comando Alleato
14) Castelvetere	"	distrutto
15) Cellino S.Marco	"	6 n.ri danneggiato e sostituito con altro centralino a 6 n.ri
16) Cerami	"	8 n.ri distrutto
17) Cerreto Sannita)	"	distrutto
18) Cesanò	"	8 n.ri distrutto
19) Corato	"	100 " " e sostituito con altro centralino a 50 n.ri
20) Eboli	Ufficio	distrutto
21) Elena	"	"
22) Fondi	Centralino	100 n.ri distrutto
23) Forenza	"	distrutto
24) Gaeta	Ufficio	distrutto
25) Gela	Centralino	120 n.ri prelevato Comando Alleato - rimesso poi in opera
26) Giugliano	Centralino	18 n.ri e apparecchi distrutti
27) Gravina	"	50 " distrutto e sostituito con altro centralino a 3 n.ri
28) Guardia S.From.	"	distrutto
29) Irsina	"	"
30) Isola Liri	"	danneggiato
31) Licata	"	100 n.ri prelevato Comando Alleato - rimesso poi in opera
32) Lucera	"	" " distrutto e sostituito con altro centralino a 100 n.ri
33) Manfredonia	"	" " danneggiato e riparato
34) Menfi	"	danneggiato
35) Mirabella Eclano	"	distrutto
36) Monte Corvino	"	18 n.ri distrutto e sostituito con altro centralino a 12 n.ri
37) Morcone	"	distrutto
38) Ortanova	"	50 n.ri prelevato Comando Alleato
39) Palazzolo	"	8 " distrutto
40) Paolisi	"	distrutto
41) Partilico	"	"
42) Pontecorvo	"	100 n.ri distrutto
43) Ponticelli	"	18 " e apparecchi distrutti
44) Porto Empedocle	"	prelevato Comando Alleato - poi rimesso in opera
45) Potenza Inf.	"	distrutto
46) Ruvo	"	150 n.ri danneggiato e riparato

./.

1870

Declassified E.O. 12356 Section 3.3/NND No. 785015

(17-3

47) San Ferdinando	Centralino 18 n/ri distrutto
48) S.Martino V.C.	" distrutto
49) S.Salvatore T.	" "
50) S.Severo	2 centralini 100 n.ri ognuno danneggiati
51) S.Anastasia	Centralino 12 n.ri distrutto
52) S.Maria C.V.	" distrutto
53) Santo Pietro	" 8 n/ri distrutto
54) Sarno	" danneggiato
55) Scauri	" distrutto
56) Somma Vesuviana	" 12 n.ri distrutto
57) Sora	" 100 " danneggiato
58) Taormina	" " " "
59) Telese	" distrutto
60) Tolve	" "
61) Trinitapoli	" 50 n.ri distrutto e sostituito con altro centralino 12 n.ri
62) Troia	" distrutto
63) Villa S.Giovanni	" 100 n.ri e permutatore distrut ti
64) Volturara	" 6 n.ri distrutto e sostituito con altro centralino a 6 n.ri

======

1971

Declassified E.O. 12356 Section 3.3/NND No. 785015

16-1

22 DIC 1944

Cn. HEADQUARTERS
Allied Commission
Communications Sub - Commission
APO 394

I.R.I. sg/as

Informazioni per una relazione.

In risposta alla Vostra lettera del 13 Dicembre, rif.T.36.22 CS, Vi trasmettiamo il richiesto elenco delle nostre centrali telefoniche con più di 200 numeri situate nel territorio finora liberato, distinte secondo il grado di danneggiamento sofferto in conseguenza delle operazioni belliche.

Dall'elenco stesso risulta che delle suddette centrali 6 sono da considerare completamente distrutte dagli eventi bellici ed asportate dalle Forze armate germaniche, per un complesso di 6600 numeri urbani e 191 linee interurbane; 12, per complessivi 26600 numeri urbani e 642 linee interurbane, sono state gravemente danneggiate; 14, per complessivi 11900 numeri urbani e 364 linee interurbane, sono state danneggiate non gravemente e sono state da noi smontate in tempo per sottrarle alla distruzione od alle asportazioni nemiche; infine 18, per complessivi 10490 numeri urbani e 525 linee interurbane o per servizi speciali (segreteria telefonica, informazioni, ecc.) non hanno subito danni sensibili. Queste ultime sono per la maggior parte le centrali di [illegible]1869

Mancano notizie sull'entità dei danni subiti dalla centrale di Pescia, della capacità di 300 numeri.

Tutte le centrali sopra considerate sono automatiche.

Alcune delle centrali rimaste gravemente danneggiate, come [illegible] Cerino e di Orvieto, sono già state parzialmente

Declassified E.O. 12356 Section 3.3/NND No. 785015

I.T.I. 8/48

Comunicazioni sulle [illegible]

ARC 394

Informazioni per una relazione.

In risposta alla Vostra lettera del I3 Dicembre, rif.T.36.22 CS, Vi trasmettiamo il richiesto elenco delle nostre centrali telefoniche con più di 200 numeri situate nel territorio finora liberato, distinte secondo il grado di danneggiamento sofferto in conseguenza delle operazioni belliche.

Dall'elenco stesso risulta che delle suddette centrali 6 sono da considerare completamente distrutte dagli eventi bellici od asportate dalle Forze armate germaniche, per un complesso di 6600 numeri urbani e I9I linee interurbane; I2, per complessivi 26600 numeri urbani e 642 linee interurbane, sono state gravemente danneggiate; I4, per complessivi II900 numeri urbani e 364 linee interurbane, sono state danneggiate non gravemente e sono state da noi smontate in tempo per sottrarle alla distruzione ed alle asportazioni nemiche; infine I6, per complessivi I0490 numeri urbani e 525 linee interurbane o per servizi speciali (segreteria telefonica, informazioni, ecc.) non hanno subito danni sensibili. Queste ultime sono per la maggior parte le centrali di Roma 1669.

Mancano notizie sull'entità dei danni subiti dalla centrale di Fascia, della capacità di 300 numeri.

Tutte le centrali sopra considerate sono automatiche.

Alcune delle centrali rimaste gravemente danneggiate, come quelle di Firenze Centro e di Orvieto, sono già state parzialmente o totalmente riparate e rimesse in servizio mediante opportuni ac-

Declassified E.O. 12356 Section 3.3/NND No. 785015

162-2

corgimenti. Per le centrali non gravemente danneggiate la ripresa del servizio, ove già non è avvenuta, è subordinata sopratutto alle disposizioni delle Autorità e alle condizioni locali.

Le centrali da considerare a posto sono tutte in servizio, ad eccezione di quella di Forte dei Marmi (Viareggio).

Alcune di esse hanno dovuto essere accuratamente revisionate per liberare gli organi di commutazione dalla polvere, schegge di vetri rotti, ecc.

Per quanto riguarda le centrali di capacità fino a 200 numeri, la loro situazione risulta dal seguente prospetto:

Centrali completamente distrutte od asportate dalle Forze armate germaniche:

Automatiche	5	per complessivi	400	numeri
Manuali	2	"	150	"

Centrali gravemente danneggiate:

Automatiche	8	per complessivi	600	numeri
Manuali	-		-	

Centrali non gravemente danneggiate e centrali smontate dalla Teti:

Automatiche	28	per complessivi	2310	numeri
Manuali	4	"	452	"

Centrali a posto:

Automatiche	12	per complessivi	1320	numeri
Manuali	6	"	460	"

Centrali di cui ancora non si conosce il grado di danneggiamento:

Automatiche	17	per complessivi	1100	numeri
Manuali	5	"	380	"

1968

Nei computi di cui sopra sono stati esclusi i centralini fino a 50 numeri.

Società Telefonica Tirrena
Il Direttore Generale

Declassified E.O. 12356 Section 3.3/NND No. 785015

del servizio, ove già non è avvenuta, è subordinata sopratutto alle disposizioni delle Autorità e alle condizioni locali.

Le centrali da considerare a posto sono tutte in servizio, ad eccezione di quella di Forte dei Marmi (Viareggio).

Alcune di esse hanno dovuto essere accuratamente revisionate per liberare gli organi di commutazione dalla polvere, schegge di vetri rotti, ecc.

Per quanto riguarda le centrali di capacità fino a 200 numeri, la loro situazione risulta dal seguente prospetto:

Centrali completamente distrutte ed asportate dalle Forze armate germaniche:

Automatiche	5	per complessivi	460	numeri
Manuali	2	" "	I50	"

Centrali gravemente danneggiate:

Automatiche	8	per complessivi	600	numeri
Manuali	-		-	

Centrali non gravemente danneggiate e centrali smontate dalla Teti:

Automatiche	28	per complessivi	2320	numeri
Manuali	4	" "	452	"

Centrali a posto:

Automatiche	I2	per complessivi	I320	numeri
Manuali	6	" "	460	"

Centrali di cui ancora non si conosce il grado di danneggiamento:

Automatiche	I7	per complessivi	II00	numeri
Manuali	5	" "	380	"

1968

Nei computi di cui sopra sono stati esclusi i centralini fino a 50 numeri.

Società Telefonica Tirrena
Il Direttore Generale
f.to Agosti

I Allegato

Declassified E.O. 12356 Section 3.3/NND No. 785015

16-3

DANNI DI GUERRA ALLE CENTRALI TELEFONICHE DELLA SOCIETA' TETI CON PIU' DI 200 NUMERI URBANI SITUATE NEL TERRITORIO GIA' LIBERATO

...

Abbreviazioni: A = Centrale automatica
M = " manuale

Centrale	Tipo	Capacità numeri urbani	Capacità linee interurbane
I) Centrali distrutte o asportate dalle Forze armate germaniche			
Viareggio	A	I.000	68
Prato	A	I.600	42
Pistoia	A	800	40
Roma S.Paolo	A	2.200	-
Tivoli	A	600	2I
Velletri	A	400	20
2) Centrali gravemente danneggiate			
Pisa (interurbana)	A	-	94
Lucca "	A	-	I47
Montecatini	A	600	32
Siena	A	I.600	60
Livorno	A	4.000	I00
Piombino	A	300	40
Firenze Centro	A	II.500	I55
" Affrico	A	2.100	-
" Campo di Marte	A	2.800	-
" Vittoria	A	2.900	-
Frascati	A	500	-
Orvieto	A	400	I4
3) Centrali non gravemente danneggiate e centrali smontate dalla Teti			
Pisa (urbana)	A	I.950	1967
Lucca "	A	I.500	36
Pontedera	A	300	-
Ardenza	A	400	30
Grosseto	A	900	-
Firenze Rifredi	A	500	

Declassified E.O. 12356 Section 3.3/NND No. 785015

116-4

Centrale	Tipo	Capacità numeri urbani	Capacità linee interurbane	
Arezzo	A	900	20	
Empoli	A	600	45	
Roma Lido	A	450	-	
Nettunia	A	300	-	
Civitavecchia	A	800	29	
Frosinone	A	600	27	
Littoria	A	400	27	
Cagliari	A	2.300	100	
4) Centrali a posto				
Forte dei Marmi	A	290	-	
Roma Nomentana	A	19.000	-	
" Prati	A	16.000	-	
" Viminale	A	15.000	-	
" Trastevere	A	5.900	-	
" Parioli	A	4.900	-	
" S.Agnese	A	2.900	-	
" S.Lorenzo	A	3.000	-	
" Boccea	A	400	-	
" Anione	A	300	-	
" Flaminia	A	4.000	-	
" Appia	A	13.000	-	
" Colonna	A	9.600	130	
" Corso V.Emanuele	A	8.000	223	(serv.specia
" Casilina	A	900	-	
Viterbo	A	900	52	
Sassari	A	1.100	80	
Nuoro	A	300	40	
Foscia	A	300	-	(mancano dati sull'entità dei danni)

1965

Declassified E.O. 12356 Section 3.3/NND No. 785015

0805

Declassified E.O. 12356 Section 3.3/NND No. 785015

STET

SOCIETÀ TORINESE ESERCIZI TELEFONICI

PER AZIONI - CAPITALE SOCIALE L. 440.000.000 INT. VERSATO

Sede Sociale TORINO

FO 15-1

Roma, 22 dicembre 1944

VIA VERSILIA 2 - TELEFONO 44134

Si prega di citare nella risposta il N. 341

Oggetto: Informazioni da Voi richieste.
A VostraT36/20/CS del 13 corr.

HEADQUARTERS ALLIED COMMISSION
AFO 394 = COMMUNICATIONS
SUB-COMMISSION
R O M A

1. Secondo il Vostro desiderio, diamo qui di seguito l'elenco delle centrali superiori a 200 numeri esistenti nella zona TIMO amministrata dal Governo Italiano (provincie di Campobasso, Aquila, Rieti, Teramo, Chieti, Pescara) classificandole secondo le condizioni in cui furono trovate alla liberazione:

a) Centrali distrutte

Rieti - Centrale manuale B.C. Western 800 numeri 2 posti interurbani. Attualmente 500 numeri B.C. ed 1 posto interurbano provenienti dalla centrale di Terni.

b) Centrali seriamente danneggiate, ma riparabili in parte.

Pescara - Centrale manuale B.C. Ericsson 1280 numeri, 3 posti interurbani. Attualmente rimessi in funzione 100 numeri e 2 posti interurbani; il lavoro di ripristino prosegue.

Teramo - Centrale automatica Autelco 600 numeri, 6 posti interurbani. Attualmente riattivati 400 numeri, 4 posti interurbani.

Sulmona - Centrale manuale B.C. Standard 500 numeri 2 posti interurbani. Attualmente funziona un centralino provvisorio da 20 numeri, ma è in corso di riparazione un posto di lavoro urbano ed uno interurbano.

Campobasso - Centrale manuale B.L. Ansaldo-Lorenz 500 numeri, 1 posto interurbano. Attualmente riattivati 240 numeri ed un posto interurbano.

1965

c) Centrali danneggiate, ma non seriamente.

Chieti - Centrale automatica Autelco 800 numeri, 6 posti interurbani. Attualmente la centrale automatica è in funzione al completo con due posti interurbani.

...

0 8 0 6

Declassified E.O. 12356 Section 3.3/NND No. 785015

Aquila - Centrale manuale Standard B.C. 960 numeri, 3 posti interurbani. Attualmente la centrale urbana è in funzione al completo con 2 posti interurbani.

Avezzano - Centrale manuale B.C. Standard 520 numeri, 2 posti interurbani. Attualmente è in funzione al completo.

d) Centrali trovate in buono stato.

Lanciano - Centrale manuale B.C. Standard 400 numeri 3 posti interurbani.

2. Per quanto riguarda le centrali di capacità inferiore a 200 numeri, mentre prepariamo dettagliati elenchi che, a suo tempo, Vi trasmetteremo, possiamo stabilire le seguenti percentuali approssimate :

Su circa 130 centrali di vario tipo e capacità:

- distrutte o asportate..... 20 %
- danneggiate gravemente, ma riparabili... 50%
- danneggiate lievemente o intatte ..... 30%.

Gradite distinti saluti.

S T E T
SOCIETA' TORINESE ESERCIZI TELEFONICI - PER AZIONI
Il Presidente

1964

S.E.T. - Torino

HTW/epc

14

HEADQUARTERS
ALLIED COMMISSION
APO 394
Communications Sub-Commission
Tel:[illegible] Ext:555

8th January, 1945

In reply
refer to: T.36.14.CS

Subject : Inter-Urban Positions for N.Italy.

To : Under-Secretary of State for PP.TT.

1. An officer from C.S.O., L.of C., South has now inspected the twenty six inter-urban switchboards recovered from Firenze, and the fourteen Siemens inter-urban positions in the TETI main store, Rome.

2. He has decided that positions suitable for military requirements can be built from the twenty six positions but that the fourteen Siemens positions are not of military use. The Firenze boards will therefore be used entirely by the military.

3. The Siemens positions will be used as follows:

a. 2 positions for extension of Firenze civilian board.
b. 5 positions for a Bolomna switchboard (civilian).
c. 4 " " " Venezia " "
d. 2 " " " Trieste " "
e. 2 " " " Padova " "

4. An officer from L.of C. South will inspect all of the boards (Siems and Firenze) next week in detail and prepare suitable specifications to cover all boards. Meanwhile, the TETI should merely clean, adjust, and repair the equipment on the Siemens board until the specification for the 5 civil boards is sent to them.

J.L.HENDERSON
Colonel,
Director.

Copy to: TETI, Lungotevere Marzio 11, Roma

Declassified E.O. 12356 Section 3.3/NND No. 785015

Communications Sub-Commission
Tel:459051 Ext:555

6th January, 1945

In reply
refer to: T.36.14.CS

Subject : Inter-Urban Positions for N.Italy.

To : Under-Secretary of State for PP.TT.

1. An officer from C.S.C., L.of C., South has now inspected the twenty six inter-urban switchboards recovered from Firenze, and the fourteen Siemens inter-urban positions in the TeTI main store, Rome.

2. He has decided that positions suitable for military requirements can be built from the twenty six positions but that the fourteen Siemens positions are not of military use. The Firenze boards will therefore be used entirely by the military.

3. The Siemens positions will be used as follows:

a. 2 positions for extension of Firenze civilian board.
b. 4 positions for a Bologna switchboard (civilian).
c. 4 " " " Venezia " "
d. 2 " " " Trieste " "
e. 2 " " " Padova

4. An officer from L.of C. South will inspect all of the boards (Siems and Firenze) next week in detail and prepare suitable specifications to cover all boards. Meanwhile, the TETI should merely clean, adjust, and repair the equipment on the Siemens board until the specification for the 5 civil boards is sent to them.

J.L.HENDERSON
Colonel,
Director.

Copy to: TETI, Lungotevere Marzio 11, Roma

6/12

Declassified E.O. 12356 Section 3.3/NND No. 785015

HTM/epc

13

HEADQUARTERS
ALLIED COMMISSION
APO 394
Communications Sub-Commission
Tel:489081 Ext:555

6thJanuary, 1945

In reply
refer to: T.36.13.CS

Subject : Specification for Trunk Switchboards

To : Under-Secretary of State for PP.TT.

With reference to A.C. letter No.T.36.11.CS of 31st December, please note the following additional amendment to the specification mentioned therein:

Paragraph 2 of Specification

Delete the words at the end of the paragraph:
"Trunk terminations and Distributing Frame".

J.L.HENDERSON
Colonel,
Director.

1962

Declassified E.O. 12356 Section 3.3/NND No. 785015

Declassified E.O. 12356 Section 3.3/NND No. 785015

Translation by Selan.

12

Ref.no. 30367/510 PG

3rd January 45.

Subject : Specification of FATME furniture. New inter-urban positions and new central battery positions.

To : Allied Commission - Posts and Telecomms - Sub-Commission - APO 394. -

Further to letter no.29967/510 PG of the 15th December, we inform you that the STET has already placed the order for the central Battery switchboards with FATME.

They will also see if they can take the responsibility for the 10 positions exchange, which originally, was intended for Genoa.

It is nevertheless deemed opportune to point out that the dates of consignment indicated by your Commission, are subordinated to the supply of raw materials.

Under Secretary of State
for PP.TT.

Director	
D/Director	
Chief. Telecoms	
Chief. Postal	
H. Q. Comms. O.	
Asst Chief Postal	
Censorship	
Chief Clerk	

CROSS REFS.	
FILE	B/fwd.

Date

1961

Mod. 9 - (A. T.)

3 GEN 945

MINISTERO DELLE COMUNICAZIONI
AZIENDA DI STATO PER I SERVIZI TELEFONICI

REPARTO 2° UFFICIO 1°

ROMA, 2 gennaio 1945

TRANSLATE

RISPOSTA AL N. .....

DEL .....

PROT. N. 30367/510 PG ALLEGATI .....

OGGETTO: Specifica fornitura Fatme. Nuovi tavoli interurbani e nuovi tavoli a batteria centrale.

ALLA COMMISSIONE ALLEATA
SOTTOCOMMISSIONE COMUNICAZIONI

A seguito della nota N.29967/510 PG del 15 dicembre u.s., si comunica che la STET ha già preso contatto con la Fatme per l'ordine dei centralini a batteria centrale. Essa esaminerà anche la possibilità di assumersi l'onere per la centrale a 10 posti, che, in origine, era destinata a Genova.

Si ritiene però opportuno far presente che i termini di consegna indicati da codesta Commissione sono naturalmente subordinati all'approvvigionamento delle materie prime.

IL SOTTOSEGRETARIO DI STATO

1 GEN

Director	
D/Director	
Chief Telecoms	
Chief Postal	
H Q. Cens. O.	
Asst Chief Postal	
Censorship	
Chief Clerk	

Director	
D/Director	
Chief Telecoms	
Chief Postal	
H Q Cens O	
Asst Chief Postal	
Censorship	
Chief Clerk	

CROSS. REFS.	
FILE TWGA I-36	B/fwd.

Date 4/1/45

Declassified E.O. 12356 Section 3.3/NND No. 785015

RISPOSTA AL N. .....

DEL .....

PROT. N. 30367/510 PG ALLEGATI .....

OGGETTO: Specifica fornitura Fatme. Nuovi tavoli interurbani e nuovi tavoli a batteria centrale.

ALLA COMMISSIONE ALLEATA
SOTTOCOMMISSIONE COMUNICAZIONI

A seguito della nota N.29967/510 PG del 15 dicembre u.s., si comunica che la STET ha già preso contatto con la Fatme per l'ordine dei centralini a batteria centrale. Essa esaminerà anche la possibilità di assumersi l'onere per la centrale a 10 posti, che, in origine, era destinata a Genova.

Si ritiene però opportuno far presente che i termini di consegna indicati da codesta Commissione sono naturalmente subordinati all'approvvigionamento delle materie prime.

IL SOTTOSEGRETARIO DI STATO

1960

Director	
D/Director	
Chief Telecoms	
Chief Postal	
H Q. Legal O.	
Asst Chief Postal	
Censorship	
Chief Clerk	

Director	
D/Director	
Chief Telecoms	
Chief Postal	
H Q. Legal O.	
Asst Chief Postal	
Censorship	
Chief Clerk	

CROSS. REFS.	
FILE IMMA I-96	B/Fwd.

Date 4/1/45

GR/PA

Declassified E.O. 12356 Section 3.3/NND No. 785015

HTW&/rm

HEADQUARTERS
ALLIED COMMISSION
APO 394
Communications Sub-Commission
Telephone 489081 Ext 555.

In reply refer
to: T.36.11.CS.

31st December 1944.

Subject: Specification for Trunk Switchboards.

To: Under Secretary of State for PP.TT.

1. With reference to A.C. letter No.h/23/70/CS of 22nd November 1944, enclosing a copy of Chief Signal Officer, L of C specification of 20th November 1944, for a Long Distance Switchboard, it is agreed that the following changes may be made as discussed at a meeting with representatives of the State and FATME , so far as the manufacture of switchboards for the State is concerned.

2. (a) Paragraph 2
Delete the words "and cable for interconnecting switchboard".

(b) Paragraph 4.
Delete the words "A changeover switch ------ of the 30/12 type". and substitute the following.
"One generator should be mounted, but the method of fixing should be such that it can easily and immediately be replaced on the same mounting by the other generator, both generators to be supplied completely ready for mounting. The electrical connection to the ringing circuit should be made by cable and plug on each generator, and jack on or beside the mounting"

(c) Paragraph 6
Delete the word "green" and substitute "red".

(d) Paragraph 7
Delete "For association with ------ distribution frame"

(e) Paragraph 8
Delete "8ft 6 inches" and substitute "9ft".
Delete "340" " " "350".
Delete "260" " " "250".

(f) Paragraph 9
Delete "8ft 6 inches" and substitute "9ft".

1959

J.L.HENDERSON,
Colonel,
Director,

Copy to: FATME.

Declassified E.O. 12356 Section 3.3/NND No. 785015

In reply refer
to: T.36.11.CS.

31st December 1944.

Subject: Specification for Trunk Switchboards.

To: Under Secretary of State for PP.TT.

1. With reference to A.C. letter No.4/23/70/CS of 22nd November 1944, enclosing a copy of Chief Signal Officer, L of C specification of 20th November 1944, for a Long Distance Switchboard, it is agreed that the following changes may be made as discussed at a meeting with representatives of the State and FATME , so far as the manufacture of switchboards for the State is concerned.

2. (a) Paragraph 2
Delete the words "and cable for interconnecting switchboard".

(b) Paragraph 4.
Delete the words "A changeover switch ------ of the 30/12 type". and substitute the following.
"One generator should be mounted, but the method of fixing should be such that it can easily and immediately be replaced on the same mounting by the other generator, both generators to be supplied completely ready for mounting. The electrical connection to the ringing circuit should be made by cable and plug on each generator, and jack on or beside the mounting"

(c) Paragraph 6
Delete the word "green" and substitute "red".

(d) Paragraph 7
Delete "For association with ------ distribution frame"

(e) Paragraph 8
Delete "8ft 6 inches" and substitute "9ft".
Delete "340" " " "350".
Delete "260" " " 1958 "250".

(f) Paragraph 9
Delete "8ft 6 inches" and substitute "9ft".

J.L.HENDERSON,
Colonel,
Director,

Copy to: FATME.

FILE

Declassified E.O. 12356 Section 3.3/NND No. 785015

HTWB/epc

10

HEADQUARTERS
ALLIED COMMISSION
APO 394
Communications Sub-Commission
Tel:489081 Ext:555

30th December, 1944.

In reply refer to: T.36.10.CS

Subject : Utilization of Civil Type L.D. Switchboards.

To : C.S.O., L.of C., Italy

Ref : No. 413.4/3 of 26th December, from C.S.O., L.of C., South to you.

1. The Siemens board mentioned in para. 5 of the above memo. is acceptable for A.C. purposes.

2. As regards para. 6, it is assumed that sufficient inter-urban equipment will be available to equip each of the 12 positions required by A.C. with at least four inter-urban circuits.

The equipment suggested by F.A.C.E. for the Trieste positions, i.e. 2 inter-urban circuits in all, is absurd, and at least 8 inter-urban circuits will in fact be required.

J.L.HENDERSON
Colonel,
Director.

Copy to: C.S.O., L.of C., South.

1958

Declassified E.O. 12356 Section 3.3/NND No. 786015

0816

Declassified E.O. 12356 Section 3.3/NND No. 785015

REF'S	
FILE	B/Fwd.

Date 28 DEC 1944

Communications S/C

CONFIDENTIAL

6547

SUBJECT:- UTILISATION OF CIVIL TYPE L.D. SWITCHBOARDS.

Director	
D/Director	H13.4/3
Chief Telecoms	
Chief Postal	
H Q Coms O.	
Asst Chief Postal	
Censorship	
Chief Clerk	

FROM:- CSO L OF C SOUTH ITALY.

TO :- CSO, L OF C ITALY.

1. THIS CONFIRMS RECENT CONVERSATIONS.

2. THE OPPORTUNITY HAS BEEN TAKEN RECENTLY TO EXAMINE MODIFICATIONS WHICH ARE BEING MADE TO CIVIL TYPE SWITCHBOARDS NOW AT ROME. THE BOARDS CONCERNED ARE, AS YOU ARE AWARE, AS FOLLOWS:- see 659 66

(A) 26 POSITIONS OF STANDARD TYPE BOARD EX-FLORENCE. OWING TO DAMAGE IT IS UNLIKELY THAT IT WILL BE POSSIBLE TO UTILISE MORE THAN 20 POSITIONS.

(B) 10 POSITIONS OF OLD SIEMENS TYPE - EX-ROME.

3. IT IS KNOWN TO HAVE BEEN YOUR INTENTION TO UTILISE THESE BOARDS IN THE FOLLOWING WAY;-

8 POSITIONS FOR GENOA. (MILITARY)
6 " " MESTRE. "
2+4 " " FLORENCE. (ALLIED COMMISSION)
" " BOLOGNA. " "
4 " " MESTRE. " "
2 " " TRIESTE.

4. IT IS UNDERSTOOD THAT MAJOR TUCKER ADVISED FACE VERBALLY THAT THE BOARD FOR GENOA (MILITARY) SHOULD BE EQUIPPED WITH THE SAME FACILITIES AS THE EX-LEGHORN BOARD AND WHICH HAS BEEN PREPARED FOR USE AT BOLOGNA; IT IS FURTHER UNDERSTOOD THAT MAJOR TUCKER ARRANGED THAT THE MESTRE (MILITARY) BOARD SHOULD BE EQUIPPED WITH THREE QUARTERS OF THE LINE FACILITIES OF THE 8 POSITION BOARD.

5. WE HAVE RECENTLY OBTAINED A COPY OF A REPORT INDICATING THE WAY IN WHICH STATE AND FACE PROPOSE TO MEET MAJOR TUCKER'S INSTRUCTIONS AND A COPY OF THE REPORT IS ATTACHED. 1067 IT IS APPARENT THAT FOR THE GENOA (MILITARY) BOARD IT IS INTENDED TO USE PART OF THE STANDARD BOARD AND FOR THE MESTRE (MILITARY) BOARD A PART OF THE SIEMENS BOARD. IT IS DESIRED TO POINT OUT THAT THE SIEMENS BOARD IS QUITE UNSATISFACTORY FOR MILITARY PURPOSES; BRIEFLY, IT IS DESIGNED FOR USE ONLY ON A DEMAND BASIS,

0817

Declassified E.O. 12356 Section 3.3/NND No. 785015

EACH POSITION BEING EQUIPPED WITH ONLY FOUR TRUNK APPEARANCES, AN OUTGOING MULTIPLE TO LOCAL MANUAL AND AUTO EXCHANGES, AND HAS FIVE CORD CIRCUITS PER POSITION. HOWEVER, IT IS UNDERSTOOD FROM LT. COLONEL MILLAR OF A.C. THAT THE SIEMENS BOARD WOULD BE ACCEPTABLE FOR A.C. PURPOSES.

6. WITH YOUR CONCURRENCE, ARRANGEMENTS WILL BE MADE FOR THE GENOA (MILITARY) AND MESTRE (MILITARY) BOARDS TO BE MADE UP FROM THE STANDARD TYPE POSITIONS. THIS WILL LEAVE 6 POSITIONS OF STANDARD TYPE AND THE 10 POSITIONS OF SIEMENS TYPE BOARD AVAILABLE FOR USE BY THE ALLIED COMMISSION.

7. ARRANGEMENTS ARE BEING MADE FOR A REPRESENTATIVE OF THIS OFFICE TO VISIT ROME AT AN EARLY DATE TO CARRY OUT DETAILED ENGINEERING ON THE 8 AND 6 POSITION BOARDS AND THE OPPORTUNITY WILL BE TAKEN TO OFFER ASSISTANCE TO THE DIRECTOR, COMMUNICATIONS SUB-COMMISSION, A.C. IN CONNECTION WITH THE BOARDS WHICH HE REQUIRES.

F. Hoadstork.

COLONEL,
CSO L OF C SOUTH ITALY.

26 DECEMBER 1944.
FJDT/ECV.

COPY TO:- CSO, AFHQ (ATTENTION WIRE DIVISION).
DIRECTOR, COMMUNICATIONS SUB-COMMISSION, A.C.

1956

0818

Declassified E.O. 12356 Section 3.3/NND No. 785015

REPORT

ON, IN THE MEETING HELD IN ROME ON 9TH NOVEMBER 1944 IN THE PREMISES OF THE DIRECTIONS OF THE STATE AGENCY FOR THE TELEPHONE SERVICES, ABOUT THE ARRANGEMENTS OF THE FLORENCE INTER-URBAN DESKS.

ING. MONTIRONI, OF THE STATE AGENCY FOR THE TELEPHONE SERVICES, AND ING. BIFFIS, OF THE FACE, EXAMINED THE POSSIBILITY OF SATISFYING THE REQUESTS, ADDRESSED TO THE FACE BY MAJOR TUCKER (CSO L OF C ITALY) ON 2ND NOVEMBER.

A) - INTER-URBAN TELEPHONE EXCHANGES FOR MILITARY SERVICE.

8 POSITIONS, LIKE THOSE FORECASTED FOR BOLOGNA (GENOA)

6 POSITIONS WITH 3/4 BOLOGNA EQUIPMENT, THAT IS WITH 60 INTER-URBAN LINES (VENEZIA)

B) - INTER-URBAN TELEPHONE EXCHANGES FOR CIVIL SERVICE.

4 POSITIONS FOR BOLOGNA (EQUIPMENTS AS THE STATE PREFERS)

2 POSITIONS FOR FLORENCE (AS EXISTING)

2 POSITIONS FOR TRIESTE (EQUIPMENTS AS THE STATE PREFERS)

4 POSITIONS FOR VENEZIA (EQUIPMENTS AS THE STATE PREFERS)

ING. BIFFIS REPORTS THE RESULT OF THE SUPERVISION CARRIED OUT ON THE SEVERAL PARTS OF THE STATE INTER-URBAN EXCHANGES (OLD TYPE) AND NEW TYPE ARRIVED FROM FLORENCE. FROM THE MEMOS OF ING. BIFFIS IT IS UNDERSTOOD THAT THE MATERIAL FIT TO BE USED AGAIN, ARRIVED FROM FLORENCE, IS NOT ENOUGH FOR SATISFYING COMPLETELY THE REQUIRED SUPPLY.

1955

0819

Declassified E.O. 12356 Section 3.3/NND No. 785015

ON THE OTHER HAND, THE DESKS NOT OCCUPIED BY THE SWITCHING SERVICE OF THE ROME STATE EXCHANGE CANNOT BE QUICKLY MADE USE OF AGAIN, BECAUSE THEIR EQUIPMENTS ARE ACTUALLY USED FOR THE ALLIED MILITARY SERVICE. IT WOULD BE NECESSARY TO SUPPLY THE POSITION ACTUALLY WORKING WITH SUITABLE RELAYS FRAMEWORKS, COMPREHEMDING ALL THE RELAYS ON THE LINES, WHICH WOULD HAVE TO SUBSTITUTE THE OTHER ONES, NOW DISTRIBUTED AT THE POSITIONS, WHICH COULD BE RELEASED FOR THE OTHER WORK.

ON THE OTHER SIDE, THE AGENCY FORWARDS FOR ATTENTION THE POSSIBILITY OF MAKING USE OF AN OLD SIEMENS INTER-URBAN EXCHANGE, PROPERTY OF THE TETI AS RESERVE FOR THEIR EXCHANGES.

THAT IS NOW AVAILABLE. GIVEN THE ABOVE, IT IS PROPOSED THE FOLLOWING:

A) - MILITARY NEEDS:

1) - FOR GENOA: 8 POSITIONS WITH EQUIPMENT AS BOLOGNA WHICH COULD BE TAKEN FROM 8 OF THE NEW POSITIONS LATELY ARRIVED FROM FLORENCE.

2) - FOR VENEZIA: USE OF THE SIEMENS OLD EXCHANGE, PROPERTY OF THE TETI

B) - CIVILIAN NEEDS, MAKING USE PARTIALLY WITH EQUIPMENT AS FOLLOWS : OF THE OLD DESKS.

1)- FOR BOLOGNA: 4 POSITIONS WHICH EQUIPMENT AS FOLLOWS:

16 INTER-URBAN LINES.

20 LINES WITH CENTRAL BATTERY.

10 LINES GOING INTO THE URBAN EXCHANGE.

20 LINES COMING OUT FROM THE URBAN EXCHANGE.

2)- FOR TRIESTE: 2 POSITIONS WITH EQUIPMENT AS FOLLOWS:

2 INTER-URBAN LINES.

16? LINES WITH CENTRAL BATTERY.

10 LINES GOING INTO THE URBAN EXCHANGE

1954

0820

Declassified E.O. 12356 Section 3.3/NND No. 785015

10 LINES COMING OUT FROM THE URBAN EXCHANGE.

3)- FOR VENEZIA: 4 POSITIONS WITH EQUIPMENT AS FOR BOLOGNA.

C)- CIVIL NEEDS, USING THE NEW DESKS.

FOR FLORENCE: 2 POSITIONS, EQUIPPED LINE THE WORKING ONES.

WORK PROGRAMME.

1)- THE TETI SHOULD BE INVITED TO FIT THE OLD SIEMENS EXCHANGE (REFERENCE AS ABOVE) TO THE NEEDS OF THE SERVICE, REQUESTED BY THE ALLIED COMMAND.

2)- IT IS FORECASTED THAT THE FACE WILL BE ABLE TO COMMIT:

THE EXCHANGE FOR THE MILITARY SERVICE FOR GENOA WITHIN JANUARY 1945.

THE EXCHANGE FOR THE BOLOGNA CIVILIAN SERVICE WITHIN DECEMBER 1944.

THE EXCHANGES FOR THE VENEZIA AND TRIESTE CIVIL SERVICE WITHIN FEBRUARY 1945.

THE CARRYING OUT OF SUCH WORK IS DEPENDENT ON THE POSSIBILITY OF FINDING ALL THE MISSING STORES.

THE AGENCY FROM THEIR SIDE HAVE PROMISED TO SUPPLY THE FACE WITH THE NECESSARY COLLABORATION CONCERNING PERSONNEL, MATERIAL AND WORKSHOP'S WORK.

FACE

STATE AGENCY FOR THE TELEPHONE SERVICES.

1953

SUBJECT: Toll Boards Ex. FLORENCE

Chief Signal Officer, AFHQ
(Attn: Supply Division)

Copy to: HQ. A.C. (Attn: Lt. Col. SCUDDER)

CONFIDENTIAL

MAIN HQ. 15 ARMY GROUP

TEL: FILPOT 357

X/21/30/1

22 DEC 44

1. Reference the appended letter received by this office from Headquarters Allied Commission, it is recommended that steps be taken to provide the switchboard lamps as requested.

2. From telephone conversation with Col. SCUDDER it has been determined that these lamps should be 30 Volt.

3. Details of this request have been discussed with your office by Capt. KLAMAR of the Wire Division.

for Brigadier,
C.S.O. L. OF C., ITALY.

PSR/IE

C O P Y

HEADQUARTERS
ALLIED COMMISSION
APO 394
Communications Sub-Commission
Tel;489081 Ext:333

13 December 1944.

In reply
refer to: T.36.19.CS

Subject: ~~Toll Boards~~ Ex. Florence

To : C.S.O. L. OF C., ITALY
Att: Major Rhyne, HQs. A.A.I.

1. The F.A.C.E. informs us that in order to complete the rehabilitation of the toll boards as arranged by Major Tucker, a total of 1800 switchboard lamps are required of which none are available from civilian sources.

2. It is understood from telephone conversation that you will endeavour to supply these lamps from military sources. They should be delivered to F.A.C.E.

/s/ H.H. Scudder, Lt. Col S.C.
for J.L. HENDERSON
Colonel,
Director.

Director
D/Director
Chief Telecoms
Chief Postal
H Q Coms O.
Asst Chief Postal
Censorship

CROSS REFS. | B/fwd.
FILE T.34 | 1
24/12/44

Declassified E.O. 12356 Section 3.3/NND No. 785015

Copy to: HQ. A.C. (Attn: Lt. Col. SCUDDER)

1. Reference the appended letter received by this office from Headquarters Allied Commission, it is recommended that steps be taken to provide the switchboard lamps as requested.

2. From telephone conversation with Col. SCUDDER it has been determined that these lamps should be 30 Volt.

3. Details of this request have been discussed with your office by Capt. KLAMAR of the Wire Division.

Blake S Rhyne Maj.
for Brigadier,
C.S.C. I. CF C., ITALY.

PSR/IE

C C P Y

HEADQUARTERS
ALLIED COMMISSION
APO 394
Communications Sub-Commission
Tel;489081 Ext:333

13 December 1944.

In reply
refer to: T.36.19.CS

Subject: ~~Toll Boards~~ Ex. Florence

To : C.S.C. I. CF C., ITALY
Att: Major Rhyne, HQs. A.A.I.

1. The F.A.C.E. informs us that in order to complete the rehabilitation of the toll boards as arranged by Major Tucker, a total of 1800 switchboar lamps are required of which none are available from civilian sources.

2. It is understood from telephone conversation that you will endeavour to supply these lamps from military sources. They should be delivered to F.A.C.E.

Director
D/Director
Chief Telecoms
Chief Postal
H Q Coms O.
Asst Chief Postal
Censorship
Chief Clerk.

CROSS REFS. | B/Fwd.
FILE T.34 | 1
Date 24/12/44

/s/ R.H. Scudder, Lt. Col S.C.
for J.L. HENDERSON
Colonel,
Director.

Declassified E.O. 12356 Section 3.3/NND No. 785015

0823

Declassified E.O. 12356 Section 3.3/NND No. 785015

6217 RHF/jcm

Communiqué 6183 [7-1

RESTRICTED

ALLIED FORCE HEADQUARTERS
APO 512

19 December 1944

AG 311/243 SIG-O

SUBJECT: Local Procurement of Equipment for Rehabilitation of Essential Civil Communications.

TO : President, Allied Commission, APO 394.

1. Reference is made to LAC Airgram Number 39, dated 29 June 1944, to the Combined Chiefs of Staff, and subsequent correspondence relative to the provision of the required communications equipment.

2. This headquarters concurs in the importance to the military of essential civil communications, and will assist in necessary procurement action to the extent this can be done without jeopardy to supply or production required for the furtherance of the military operational effort.

3. Inasmuch as certain manufacturers in Italy are capable of providing much of the equipment necessary for the rehabilitation of essential civil communications in Italy, it will be the policy to make maximum use of such facilities.

4. Arrangements for local procurement of the switchboards and other necessary items will be made between the Italian communications agencies and equipment manufacturers. Items, which are not so obtainable, should be the subject of further correspondence with this headquarters for determination of availability in military supply.

By command of Field Marshal ALEXANDER:

JACK CARTER,
Captain, AGD,
Asst Adjutant General.

Director
D/Director
Chief Telecoms
Chief Postal
H Q. Coms O
Asst Chief Postal
Censorship
Chief Clerk

G.S.O.1 REPT	
FILE	B/Fwd.

Date 22 DIC. 1944

not as strong as I had hoped for but at least it is a promise of assistance — SPOKE TO MAJ. LYSTER 22/12 1951 HE ASSURED ME THAT INTENT IS TO CONSIDER VIA ORDERS AS MILITARY —

RESTRICTED

0824

Declassified E.O. 12356 Section 3.3/NND No. 785015

RESTRICTED

RJP/jam

7-2

ALLIED FORCE HEADQUARTERS
APO 512

AG 312/2&3 SUC-O

19 December 1944

SUBJECT: Local Procurement of Equipment for Rehabilitation of Essential Civil Communications.

TO : President, Allied Commission, APO 394.

1. Reference is made to LAC Airgram Number 39, dated 29 June 1944, to the Combined Chiefs of Staff, and subsequent correspondence relative to the provision of the required communications equipment.

2. This headquarters concurs in the importance to the military of essential civil communications, and will assist in necessary procurement action to the extent this can be done without jeopardy to supply or production required for the furtherance of the military operational effort.

3. Inasmuch as certain manufacturers in Italy are capable of providing much of the equipment necessary for the rehabilitation of essential civil communications in Italy, it will be the policy to make maximum use of such facilities.

4. Arrangements for local procurement of the switchboards and other necessary items will be made between the Italian communications agencies and equipment manufacturers. Items, which are not so obtainable, should be the subject of further correspondence with this headquarters for determination of availability in military supply.

By command of Field Marshal ALEXANDER:

JACK CARTER,
Captain, AGD,
Asst Adjutant General.

RESTRICTED

0825

Declassified E.O. 12356 Section 3.3/NND No. 785015

REQUISITION DIVISION

A. . C.
21 Dec 44
(Date)

Fr.		To
	ECONOMIC SECTION	
	AGRICULTURE SUB-COMMISSION	
	COMMERCE " "	
	FINANCE " "	
	FOOD " "	
	INDUSTRY " "	
	LABOR " "	
	P.W. & U. " "	
	SHIPPING " "	
	TRANSPORTATION "	
	PRIORITY & MOVEMENTS DIV.	
	REQUISITION DIVISION	
	SUPPLY & RESOURCES DIV.	
	Communications S/C	
	CHIEF COMMISSIONER	
	CHIEF OF STAFF	
	DEPUTY CHIEF OF STAFF	
	CIVIL AFFAIRS SECTION	
	ESTABLISHMENT SECTION	
For	Appropriate Action	
	Remarks/Recommendation	
	Investigation & Report	
	Information	
	Noting & Return	
	Noting & Retention	
	Signature	
	Dispatch	
	File Copy	
	Circulation & Return	

Remarks:

Attn: Col Henderson.
Your ltr T.36.4.CS
refers

Encl 5

0826

Declassified E.O. 12356 Section 3.3/NND No. 785015

16

HEADQUARTERS ALLIED COMMISSION
APO 394
ECONOMIC SECTION

Tel. 470
In Reply Refer
To: RD-400/166

RAM/lml

21 December 1944

SUBJECT : Requisition No. AC-SIG-62-45
Communication Equipment.

TO : AFHQ - G-5, Section,
(Attention: Capt. R. V. Grady, T. C.).

1. Reference subject requisition.

2. Correction should be made to rating given to items on requisition. Correct rating should be "One" and not "Two".

3. It is requested that this change be made on the requisition.

ROBERT A. MARTINO
Lt. Colonel, S. R.
Chief, Requisition Division

= Director
D/Director
Chief Telecoms
Chief Postal
H Q. Coms O.
Asst Chief Postal
Censorship
Chief Clerk.

22 DIC 1944

B/Fwd	
T.3L.	CROSS REFS.

1949

4TWW/epc

15

HEADQUARTERS
ALLIED COMMISSION
AFO 394
Communications Sub-Commission
Tel:489081 Ext: 555

21st December, 1944

In reply refer to: T.3694.CS

Subject : Your Requisition A.C.SIG-62-45 of 9th December, 1944

To : Requisition Division, Economic Section, A.C.

1. It is observed that the above requisition has rating 2.

2. Until an explanation of the rating system was received today, the significance of each rating was not known.
It is found that the rating appliable to this case is rating I, and not rating II since these supplies are the minimum required to prevent unrest, the absence of which might prejudice military operations.

3. Would you kindly make the necessary change with A.F.H.Q.

J.L.HENDERSON
Colonel,
Director.

1948

per

Declassified E.O. 12356 Section 3.3/NND No. 785015

APO 394
Communications Sub-Commission
Tel:429061 Ext: 555

21st December, 1944

In reply
refer to: T.3644.CS

Subject : Your Requisition A.C.SIG-62-45 of 9th December, 1944

To : Requisition Division, Economic Section, A.C.

1. It is observed that the above requisition has rating 2.

2. Until an explanation of the rating system was received today, the significance of each rating was not known.
It is found that the rating appliable to this case is rating 1, and not rating II since these supplies are the minimum required to prevent unrest, the absence of which might prejudice military operations.

3. Would you kindly make the necessary change with A.F.H.Q.

J.L.HENDERSON
Colonel,
Director.

1948

File

Declassified E.O. 12356 Section 3.3/NND No. 785015

0829

Declassified E.O. 12356 Section 3.3/NND No. 785015

/EPC

(4

Translation by Elio Corini

Rome 15th December, 1944

Ministry of Communications

Reparto 2° Office 1°

8

In answer to: T.36.10.CS
of 7/12/44

Prot. No.29967/510 PG

Subject : Specific F.A.T.M.E. Equipment. New Interurban positions and new a.b.c. positions.

The fulfillment is assured as disposed with the above Sub-Commission's mentioned note which refers to 20 operating interurban positions (Toll Switchboards).

As far as the 5th operating positions a.b.c. (CB Switchboard) are concerned, we ordered the STET to immediately provide an order to F.A.T.M.E. for their construction.

Further information will follow as soon as possible confirming the above.

Under-Secretary of State
M. Fano

Page 12

Director
D Director
Chief. Telecoms
Chief. Postal
H. Q.. Coms. O.
Asst. Chief Postal
Censorship
Chief Clerk

CROSS REFS.
FILE B, Fwd.
T.36/cs
Date 16 DIC 1944

1947

/EPC

13

Translation by Elio Cerini

Rome 15th December, 1944

Ministry of Communications

Reparto 2° Office 1°

In answer to: T.36.10.CS
of 7/12/44

Prot. No.29967/510 PG

Subject : Specific F.A.T.M.E. Equipment. New Interurban positions and new a.b.c. positions.

The fulfillment is assured as disposed with the above Sub-Commission's mentioned note which refers to 20 operating interurban positions (Toll Switchboards).

As far as the 54 operating positions a.b.c. (CB Switchboard) are concerned, we ordered the STET to immediately provide an order to F.A.T.M.E. for their construction.

Further information will follow as soon as possible confirming the above.

Under-Secretary of State
M.Fano

1946

Declassified E.O. 12356 Section 3.3/NND No. 786015

TRASCRITTO

Mod. 9 - (A. T.)

ROMA, 15 dicembre 1944

MINISTERO DELLE COMUNICAZIONI

AZIENDA DI STATO PER I SERVIZI TELEFONICI

REPARTO 2° UFFICIO 1°

PROT. N. 29957/510 PG ALLEGATI

RISPOSTA AL N. T.36.10.CS

DEL 7/12/44

OGGETTO: Specifica fornitura Fatme. Nuovi tavoli interurbani e nuovi tavoli a b.c.

AlIA COMMISSIONE ALLEATA
SOTTOCOMMISSIONE COMUNICAZIONI

Si assicura adempimento a quanto disposto da codesta Commissione con la nota sopracitata per quanto si riferisce ai 20 posti di lavoro interurbani (Toll switchboard). Per quanto si riferisce ai 54 posti di lavoro a b.c. (CB switchboard) si è disposto perchè la Stet provveda immediatamente a passare ordine alla Fatme per la loro costruzione.

Si farà seguito non appena possibile confermando quanto sopra.

IL SOTTOSEGRETARIO DI STATO

Director
D/Director
Chief, Telecoms
Chief, Postal
H. Q., Coms. O.
Asst. Chief Postal
Censorship
Chief Cipher

CROSS REFS.
FILE T.36.1

Declassified E.O. 12356 Section 3.3/NND No. 785015

PROT. N. 29967/510 PG ALLEGATI

RISPOSTA AL N. [illegible]

DEL 7/12/44

OGGETTO: Specifica fornitura Fatme. Nuovi tavoli interurbani e nuovi tavoli a b.c.

AL[illegible]

ALLA COMMISSIONE ALLEATA
SOTTOCOMMISSIONE COMUNICAZIONI

Si assicura adempimento a quanto disposto da codesta Commissione con la nota sopracitata per quanto si riferisce ai 20 posti di lavoro interurbani (Toll switchboard). Per quanto si riferisce ai 54 posti di lavoro a b.c. (CB switchboard) si è disposto, perchè la Stet provveda immediatamente a passare ordine alle Fatme per la loro costruzione.

Si farà seguito non appena possibile confermando quanto sopra.

IL SOTTOSEGRETARIO DI STATO

Director	
D. Director	
Chief, Telecoms	
Chief, Postal	
H. Q., Coms. O.	
Asst. Chief Postal	
Censorship	
Chief Clerk	

CROSS REFS.
FILE
T.34.

Date [illegible]

Declassified E.O. 12356 Section 3.3/NND No. 785015

3 –

4 – TMS 12(or 13A 19C Oscr 54 Alternator

7 – VS. item (EE 65) BE70 : Cable

9 – TE47

10 – Solex M31 or Solex no 6.

11 – " M33 " Solex no 8.

12 – Sleeves Insulation cotton for Local Type copper Cable - misc sizes

18 – As stated + Item 7

Switchgear batts. – 10KVA (PE95) + 2-30amp Rectifiers
+ Power Panel for charging control

Buses

24 – 70 Cu or 1732 cables (Wire W74)

32 – Cable, Solid. 1/0000 Tons 7000 ft – 20 pr
5000 20 " 3000 ft – 10 pr
1800 40 Initially from local production
5000 Road.

Lists of terms for each cable req'd.

34 – W122 (US Army) Bar Jumper wire.

46 – Ammeter or AC/DC Voltohmeters

Trucks – see ordnance.

1943

Report to my meeting at RTHQ.

H Brown

File Int Planning

Declassified E.O. 12356 Section 3.3/NND No. 785015

0834