

ACC AC 108 A-4 10000/148/2659

U. M. E.  
MAR. - SEPT. 19

0307

10000/148/2659

UMBRIA MAREMME ANIG TRUCK  
MAY - SEPT. 1945

W.D.: ASCOLI - MACERATA -  
ANCONA - PESARO CIVILIAN;  
ASCOLI - MACERATA - ANCONA  
PERUGIA - TERNI

0308

108 A<sup>4</sup>

UMBRIA - MARCHE

A.M.G. TRUCK

<u>W.D. J. AMG.</u>	<u>TP. 5</u>	<u>ASCOLI</u>
<u>TRUCK</u>	<u>6</u>	<u>MACERATA</u>
<u>POOL</u>	<u>7</u>	<u>ANCONA</u>
	<u>8</u>	<u>PESARO</u>

<u>Civ. 1</u>	<u>ASCOLI</u>
	<u>MACERATA</u>
	<u>ANCONA</u>
<u>TPs.</u>	<u>PERUGIA</u>

0309

W.D. J. AMG. TP. 5 ASCOLI  
TRUCK 6 MACERATA  
POOL 7 ANCONA  
8 PESARO

Civ. 1 ASCOLI  
TPs. MACERATA  
ANCONA  
PERUGIA  
TERNI

10000 / 148 / 2659  
 THIS FOLDER  
 CONTAINS PAPERS  
 FROM MAR. 1945  
 TO SEP. 1945  
 CATALOGUE.

108 H-4



1080 - W03

II 10 DAY TRUCK OPERATIONS RETURN

FORM 2

N.T. Group / Region.....

Unit.....

10/11 Days Ending.....

ITEM (a)	W.D. (b)	CIVILIAN (c)	TOTAL (d)
1. Truck Days Potential	585	= =	585
2. " " Maintenance	57	= =	57
3. " " Under Repair	13	= =	13
4. " " Available	572	= =	572
5. " " Run	169	= =	169
6. " " Idle	403	= =	403
7. <del>Tons Capacity Available</del>	= =	= =	= = =
8. <del>Tonnage</del> Hauled QL.	6465	= =	6465
9. <del>Mileage</del> Run QL. KM.	33666	= =	33666
10. <del>ton</del> Mileage	<b>852160</b>	= =	<b>852160</b>

WEATHER CONDITIONS ( & effect on haulage operations )

REMARKS (Reasons for drop/increase in truck days available, run and idle; drop/increase in tonnage hauled and ton mileage etc).

4071

Signed..... J. J. J.

Date..... 30. IX. 45.

# 10 DAY TRUCK OPERATIONS RETURN

21/30/1945

M. T. GROUP/REGION .....

UNIT TRUCK POOL No. 5. = ASCOLI PICENO

ITEM (a)	W. D. (b)										
	21	22	23	24	25	26	27	28	29	30	
1. Truk Days Potential . . .	65	65	65	65	65	65	65	65	65	65	=
2. " " Maintainance . . .	6	6	4	8	6	7	7	7	6	6	=
3. " " Under Repair . . .	2	1	1	3	2	1	1	1	1	1	=
4. " " Available . . .	63	64	64	62	63	64	64	64	64	64	=
5. " " Run . . . . .	32	22	16	16	21	17	13	16	16	16	=
6. " " Idle . . . . .	31	42	48	46	42	47	51	48	48	48	=
7. Tons Capacity Available	=	=	=	=	=	=	=	=	=	=	=
8. <del>Tonnage</del> <sup>QL.</sup> Hauled . . . . .	1150	1040	520	470	850	760	485	705	485	485	=
9. <del>Mileage</del> <sup>KM.</sup> Run . . . . .	9095	1986	4375	3733	4657	684	3576	1734	3826	3826	=
10. <del>Ton</del> <sup>QL. KM.</sup> Mileage . . . . .	153785	76300	282360	84390	76765	31960	54905	39290	52405	52405	=

4070

0312

# 10 DAY TRUCK OPERATIONS RETURN

21/30/1945

OL No. 5. = ASCOLI PICENO

W. D. (b)											TOTAL (c)
21	22	23	24	25	26	27	28	29	30	31	
65	65	65	65	65	65	65	65	65	=	=	585
6	6	4	8	6	7	7	7	6	=	=	57
2	1	1	3	2	1	1	1	1	=	=	13
63	64	64	62	63	64	64	64	64	=	=	572
32	22	16	16	21	17	13	16	16	=	=	169
31	42	48	46	42	47	51	48	48	=	=	403
=	=	=	=	=	=	=	=	=	=	=	=
1150	1040	520	470	850	760	485	705	485	=	=	6465
9095	1986	4375	3733	4657	684	3576	1734	3826	=	=	33666
153785	76300	282360	84390	76765	31960	54905	39290	52405	=	=	852160

4070



0313

*LOG A - WD 3*  
11-20 SEPTEMBER 1945

II 10 DAY TRUCK OPERATIONS RETURN

FORM 2

M.T. Group / Region.....

Unit... TRUCK POOL No 5. = ASCOLI PICENO

10/11 Days Ending 20/9/1945

ITEM (a)	W.D. (b)	CIVILIAN (c)	TOTAL (d)
1. Truck Days Potential	650	= =	650
2. " " Maintenance	57	= =	57
3. " " Under Repair	16	= =	16
4. " " Available	634	= =	634
5. " " Run	415	= =	415
6. " " Idle	219	= =	219
7. <del>ton capacity available</del>	= =	= =	= =
8. <u>QL</u> Hauled	17228	= =	17228
9. <u>KM</u> Mileage Run	75149	= =	75149
10. <u>QL.KM</u> Mileage	1576988	= =	1576988

WEATHER CONDITIONS ( & effect on haulage operations )

REMARKS (Reasons for drop/increase in truck days available, run and idle; drop/increase in tonnage hauled and ton mileage etc).

Signed.....*4069*

*Noted* Date.....



11-20 SEPTEMBER 1945

II 10 DAY TRUCK OPERATIONS RETURN

FORM 2

M.T. Group / Region.....

Unit MARCHES-NE

10/11 Days Ending.....

~~TRUCK REG. NO.~~ = ANCOLI PIGNO 20/9/1945

ITEM (a)	W.D. (b)	CIVILIAN (c)	TOTAL (d)
1. Truck Days Potential			
2. " " Maintenance	650	= =	650
3. " " Under Repair	57	= =	57
4. " " Available	15	= =	15
5. " " Run	634	= =	634
6. " " Idle	415	= =	415
7. Tons Capacity Available	219	= =	219
8. <del>Tonnage Hauled</del>	= =	= =	= =
9. <del>Run</del> Q.L. KM.	17228	= =	17228
10. <del>Mileage</del> Q.L. KM.	75149	= =	75149
	<u>1576968</u>	= =	<u>1576968</u>

WEATHER CONDITIONS ( & effect on haulage operations )

REMARKS (Reasons for drop/increase in truck days available, run and idle; drop/increase in tonnage hauled and ton mileage etc).

Signed.....

4068

Date.....

108A - WD 3

II 10 DAY TRUCK OPERATIONS RETURN

FORM 2

M.T. Group / Region.....

Unit TRUCK POOL N° 5. = ASCOLI PICENO

10/11 Days Ending 10/9/1945

ITEM (a)	W.D. (b)	CIVILIAN (c)	TOTAL (d)
1. Truck Days Potential	650	= =	650
2. " " Maintenance	64	= =	64
3. " " Under Repair	13	= =	13
4. " " Available	637	= =	637
5. " " Run	323	= =	323
6. " " Idle	314	= =	314
7. <del>TONNAGE HAULED</del> QLS.	= =	= =	= = =
8. <del>TONNAGE</del> Hauled KI.	12107	= =	12107
9. <del>MILEAGE</del> Run QLS. KM.	48329	= =	48329
10. <del>TON</del> Mileage	922391	= =	922391

WEATHER CONDITIONS ( & effect on haulage operations )

REMARKS (Reasons for drop/increase in truck days available, run and idle; drop/increase in tonnage hauled and ton mileage etc).

Signed J. L. ...  
Date 10 SEPTEMBER 1945 4067

*Not out*

## 10 DAY TRUCK OPERATIONS RETURN

M. T. GROUP/REGION .....

UNIT TRUCK POOL N° 5 - ASCOLI PICENO .....

1-10 SEPTEMBER

ITEM (a)	W. D. (b)									
	1	2	3	4	5	6	7	8	9	10
1. Truk Days Potential . . .	65	65	65	65	65	65	65	65	65	65
2. * * Maintainance . . .	6	6	6	6	7	7	7	7	7	7
3. * * Under Repair . . .	1	1	1	1	1	2	2	1	1	1
4. * * Available . . .	64	64	64	64	64	63	63	64	64	64
5. * * Run . . . . .	26	3	42	46	39	41	32	41	16	3
6. * * Idle . . . . .	38	61	22	18	25	22	31	23	48	2
7. Tons Capacity Available	=	=	=	=	=	=	=	=	=	=
8. <sup>Q.T.</sup> Tonnage Hauled . . .	920	80	1999	2095	2125	1520	600	1552	153	9
9. <sup>KM.</sup> Mileage Run . . . . .	4074	694	7620	6046	4322	4759	6491	6766	1989	4
10. <sup>Q.T. KM.</sup> Ton Mileage . . . . .	55365	11260	122523	169230	111615	105740	90340	155535	24956	846

9956



0317

# 10 DAY TRUCK OPERATIONS RETURN

*WFA-WD3*

ION

1-10 SEPTEMBER 1945

POOL No 5 - ASCOLI PICENO

	W. D. (b)										TOTAL (c)
	1	2	3	4	5	6	7	8	9	10	
...	65	65	65	65	65	65	65	65	65	65	650
nce .	6	6	6	6	7	7	7	7	7	7	64
pair	1	1	1	1	1	2	2	1	1	2	13
...	64	64	64	64	64	53	63	64	64	63	637
...	26	3	42	46	39	41	32	41	16	37	323
...	38	61	22	18	25	22	31	23	48	26	314
able	=	=	=	=	=	=	=	=	=	=	=
...	920	80	1999	2095	2125	1520	600	1552	153	953	12107
...	4074	694	7620	6846	4322	4769	6191	6766	1989	4758	48329
...	55365	11260	122523	160730	111645	105740	90340	155535	24956	84627	922391

*9966*



## 10 DAY TRUCK OPERATIONS RETURN

*10*

M. T. GROUP/REGION \_\_\_\_\_  
 UNIT TRUCK POOL N° 5 ASCOLI PICENO

21-31 August 45

ITEM (a)	W. D. (b)									
	21	22	23	24	25	26	27	28	29	30
1. Truk Days Potential . . .	65	65	65	65	65	65	65	65	65	65
2. " " Maintenance . . .	4	5	4	6	6	7	6	7	6	7
3. " " Under Repair . . .	4	6	3	<u>2</u>	3	3	4	3	3	2
4. " " Available . . .	61	59	62	63	62	62	61	62	62	63
5. " " Run . . . . .	49	32	20	26	18	3	12	14	11	7
6. " " Idle . . . . .	12	27	42	36	44	59	49	47	51	55
7. <del>Tons Capacity Available</del>	=	=	=	=	=	$\frac{1}{2}$	=	=	=	=
8. <del>Tonnage</del> <sup>QLI.</sup> Hauled . . . . .	1994	1710	593	1430	960	60	440	360	350	132
9. <sup>KM.</sup> Mileage Run . . . . .	12934	5241	2622	4315	3806	488	769	2284	2954	1619
10. <del>Ton</del> <sup>QLI.KM.</sup> Mileage . . . . .	188396	92155	36805	73050	82540	6280	17560	29660	49220	1771

4065

$$\begin{array}{r} 38250 \\ 5 \\ \hline 191250 \end{array}$$

R

10 DAY TRUCK OPERATIONS RETURN

108A WD3

21-31 August 45

ON  
 TOOL NO 5 ASCOLI PICENO

	W. D. (b)											TOTAL (c)
	21	22	23	24	25	26	27	28	29	30	31	
	65	65	65	65	65	65	65	65	65	65	65	715
	4	5	4	6	6	7	6	7	6	7	4	62
	4	6	3	2	3	3	4	3	3	2	2	35
	61	59	62	63	62	62	61	62	62	63	63	680
	49	32	20	26	18	3	12	14	11	7	7	199
	12	27	42	36	44	59	49	47	51	55	56	448
	=	=	=	=	=	=	=	=	=	=	=	=
	1994	1710	593	1430	960	60	440	360	350	132	18	8047
	12934	5241	2622	4315	3806	488	769	2284	2954	1619	1178	38250
	188396	92155	36805	73050	82540	6280	17560	29660	49220	17716	14420	607802

4065

38250  
 191250 18  
 23906

R

*100A W03*

II 10 DAY TRUCK OPERATIONS RETURN FORM 2

M.T. Group / Region.....

Unit.....

10/11 Days Ending *21/31/45*

ITEM (a)	W.D. (b)	CIVILIAN (c)	TOTAL (d)
1. Truck Days Potential	715	===	715
2. " " Maintenance	62	===	62
3. " " Under Repair	<del>36</del>	===	<del>36</del>
4. " " Available	<del>680</del>	===	680
5. " " Run	<del>199</del>	=====	199
6. " " Idle	448	===	448
7. <del>Days Capacity Available</del> QTI.	=====	=====	=====
8. <del>Tonnage</del> Hauled KM.	8047	===	8047
9. <del>Mileage</del> Run QTI.KM.	38250	===	38250
10. <del>Run</del> Mileage	607802	===	607802

WEATHER CONDITIONS ( & effect on haulage operations )

REMARKS (Reasons for drop/increase in truck days available, run and idle; drop/increase in tonnage hauled and ton mileage etc).

*RF*

Signed *J. Davis*  
Date.....

4064



## 10 DAY TRUCK OPERATIONS RETURN

M. T. GROUP/REGION .....

UNIT TRUCK POOL N° 5 ASCOLI PICENO

ITEM (a)	W. D. (b)									
	11	12	13	14	15	16	17	18	19	20
1. Truk Days Potential . . .	65	65	65	65	65	65	65	65	65	65
2. " " Maintainance . . .	4	6	4	7	4	6	7	7	7	7
3. " " Under Repair . . .	5	3	6	3	2	5	4	3	5	5
4. " " Available . . .	60	62	59	62	63	60	61	62	62	62
5. " " Run . . . . .	38	6	44	38	12	46	7	43	2	3
6. " " Idle . . . . .	22	56	44	24	51	14	24	19	58	2
7. Tons Capacity Available Q.L.I.	=	=	=	=	=	=	=	=	=	=
8. Tonnage Hauled . . . . KM.	1764	210	1782	1690	400	1832	906	1759	40	114
9. Mileage Run . . . . . Q.L.I. KM.	7192	3254	7425	4810	4272	6126	5371	9902	1072	335
10. Ton Mileage . . . . .	125214	51635	108877	109130	61720	105870	70935	144840	10360	60

463

52734  
263670 / 8  
 32959



0322

# 10 DAY TRUCK OPERATIONS RETURN

*WDA-WD3*  
II-20 August 1945

ON \_\_\_\_\_  
L N° 5 ASCOLI PICENO

	W. D. (b)										TOTAL (c)
	11	12	13	14	15	16	17	18	19	20	
	65	65	65	65	65	65	65	65	65	65	650
ce	4	6	4	7	4	6	7	7	7	6	58
air	5	3	6	3	2	5	4	3	5	3	39
	60	62	59	62	63	60	61	62	62	62	613
	38	6	44	38	12	46	7	43	2	33	269
	22	56	44	24	51	14	24	19	58	29	341
te	=	=	=	=	=	=	=	=	=	=	=
	I764	210	I782	I690	400	I832	906	I759	40	II45	II526
	7192	3254	7425	4810	4272	6126	5371	9902	I072	3355	52734
	I25214	51635	I08877	I09130	61720	I05870	70935	I44840	I0360	62150	842031

*1063*

*52734*  

$$\begin{array}{r} 52734 \\ + 263670 \\ \hline 32959 \end{array}$$
*R*

108A-WD3

II 10 DAY TRUCK OPERATIONS RETURN

FORM 2

M.T. Group / Region.....

Unit... TRUCK POOL No 5 ASCOLI PICENO

10/11 Days Ending... 20 AUGUST 1945

ITEM (a)	W.D. (b)	CIVILIAN (c)	TOTAL (d)
1. Truck Days Potential	650	===	650
2. " " Maintenance	58	===	58
3. " " Under Repair	39	===	39
4. " " Available	613	===	613
5. " " Run	269	===	269
6. " " Idle	341	===	341
7. <del>Tons Capacity Available</del> QLI.	===	===	===
8. <del>Tonnage Hauled</del> RM.	11526	===	11526
9. <del>Mileage Run</del> QLI.	52734	===	52734
10. <del>For Mileage</del>	84203I	===	84203I

WEATHER CONDITIONS ( & effect on haulage operations )

REMARKS (Reasons for drop/increase in truck days available, run and idle; drop/increase in tonnage hauled and ton mileage etc).

Signed J. Dennis <sup>4062</sup>

Date.....

0324

*NOBA W03*

II 10 DAY TRUCK OPERATIONS RETURN FORM 2

M.T. Group / Region.....

Unit. TRUCK POOL N.5 ASGOLI PICENO

10/11 Days Ending 1/10 Agosto  
1945

ITEM (a)	W.D. (b)	CIVILIAN (c)	TOTAL (d)
1. Truck Days Potential	650	===	650
2. " " Maintenance	48	===	48
3. " " Under Repair	32	===	32
4. " " Available	620	===	620
5. " " Run	320	===	320
6. " " Idle	308	===	308
7. <del>Days Available</del> Qli.	===	===	===
8. <del>Tonnage</del> Hauled Km.	1250I	===	1250I
9. <del>Mileage</del> Run Qli. Km.	51636	===	51636
10. <del>Run</del> Mileage	797211	===	797211

WEATHER CONDITIONS ( & effect on haulage operations )

REMARKS (Reasons for drop/increase in truck days available, run and idle; drop/increase in tonnage hauled and ton mileage etc).

Signed *J. J. J. J.*

Date..... 4061



## 10 DAY TRUCK OPERATIONS RETURN

M. T. GROUP/REGION .....

UNIT TRUCK POOL N. 5 ASCOLI PICENO .....

107A

ITEM (a)	W. D. (b)									
	1	2	3	4	5	6	7	8	9	10
1. Truk Days Potential . . .	65	65	65	65	65	65	65	65	65	65
2. " " Maintainance . . .	5	5	6	6	-	-	5	7	7	7
3. " " Under Repair . . .	3	3	4	2	2	2	4	5	3	4
4. " " Available . . .	62	62	61	63	63	63	61	62	62	61
5. " " Run . . . . .	24	29	43	37	9	5	36	41	46	50
6. " " Idle . . . . .	48	33	18	26	54	58	25	19	16	11
7. <del>Tons Capacity Available</del>	= =	= =	= =	= =	= =	= =	= =	= =	= =	= =
8. <del>Tonnage</del> <sup>Qli.</sup> <del>Handled</del> . . . . .	1390	1010	1630	1017	220	152	1571	1678	2000	1833
9. <sup>Km.</sup> <del>Milage</del> Run . . . . .	4425	4396	5923	5660	4832	1472	5871	5073	7904	638
10. <sup>Qli. Km.</sup> <del>Ton Milage</del> . . . . .	61840	51840	102335	81682	77440	16936	111485	78531	125400	897

0903

R

51636  
5  
25818018



# 10 DAY TRUCK OPERATIONS RETURN

1-10- Agosto 1945

NOTA - WD 3

N. 5 ASCOLI PICENO

W. D. (b)										TOTAL (c)
1	2	3	4	5	6	7	8	9	10	
65	65	65	65	65	65	65	65	65	65	650
5	5	6	6	-	-	5	7	7	7	48
3	3	4	2	2	2	4	5	3	4	30
62	62	61	63	63	63	61	62	62	61	620
24	29	43	37	9	5	36	41	46	50	320
48	33	18	26	54	58	25	19	16	11	308
==	==	==	==	==	==	==	==	==	==	==
1390	1010	1630	1017	220	152	1571	1678	2000	1833	12501
4125	4396	5923	5660	4832	1472	5871	5073	7904	6380	51636
61840	51840	102335	81682	77440	16936	111486	78531	125400	89721	797211

0907

R

51636  
 5  
 258180 | 8  
 32272

158A/WD3

II 10 DAY TRUCK OPERATION RETURN

FORM 2

A.T. Group / Region T.RUCK POOL 7  
 Unit ..... ANCONA

dal 20 al 31 luglio  
 10/11 Days Ending .....

ITEM (a)	W.D. (b)	CIVILIAN (c)	TOTAL (d)
1. Truck Days Potential	3.003		3.003
2. " " Maintenance	280	}	280
3. " " Under Repair	629		629
4. " " Available	2.374		2.374
5. " " Run	879		879
6. " " Idle	1.215		1.215
7. Tons Capacity Available	48.110		48.110
8. Tonnage Hauled	68.666		68.666
9. Mileage Run	110.667		110.667
10. Ton Mileage	1.039.164		1.039.164

WEATHER CONDITIONS ( & effect on haulage operations) 4059

REMARKS. (Reasons for drop/increase in truck days available, run and idle; drop/increase in tonnage hauled and ton mileage etc).

110667  
 5  
553335 18  
 69167

103916  
 5  
519580 18  
 64948

Signed .....

Date .....

SITUAZIONE MACCHINE AL 20/1/55. *TRUCK POOL N° 8AW03*

TRUCKS AVAILABLE	(Autocarri disponibili)	227
TRUCKS UNSERVICEABLE	(Autocarri fuori servizio- non efficienti)	46
HELD	(Totale)	273
TONNAGE HAULED	(Capacità autocarri disponibili)	
(15 da g.li 30	450 )	
212 " " 20	4200 )	
227		4650 <u>4058</u>

*T Hauled 3309* IL DIRIGENTE *not end.*

TRUCK POOL N° 7

SITUAZIONE MACCHINE AL 10/7/45

108A/W03

TRUCKS AVAILABLE ( Autocarri disponibili	180
TRUCKS UNSERVICABLE (Autocarri fuori servizio- non efficienti)	43
HELD (Autocarri- totale)	223
TONNAGE HAULED <i>AV</i> (Capacità autocarri disponibili)	3790 q.li
( di cui 13 da 30 q.li	390 )
( 170 " 20 " "	3400 )
<i>T. Hauled</i>	<i>1601</i>
EL DIRETTORE	<i>4057</i>



IV - 10 DAY PROGRESS RETURN OF PRIORITY TRUCK HAULAGE PROGRAMS

10/11 DAY

MARCHE TRUCK POOLS

M.T. Group/Region.....

108A-WD3

UNIT (a)	COMMODITY (b)	FROM (c)	TO (d)	TONNAGE	
				Hauled (e)	Total hauled to date (f)
TRUCK POOL H.5	GRAIN	MAGERATA	INTERPROV.	20.411	135.333
TOTALS:				20.411	135.333

9907

REMARKS (Reasons for increase/reduction in tonnage hauled).

RX

Signed: LIONEL B  
Date: 10 JUN

IV - 10 DAY PROGRESS RETURN OF PRIORITY TRUCK HAULAGE PROGRAMS

FORM 4.

/bm

TRUCK POOLS

10/11 Days Ending... 1 - 10 July 1945

COMMODITY (b)	FROM (c)	TO (a)	TONNAGE		
			Hauled (e)	Total hauled to date (f)	Balance (g)
	NAGERATA	INTERPROV.	20.411	135.333	= =
TOTALS:			20.411	135.333	= =

ease/reduction in

*RX*

Signed LIONEL B. CLARK  
1st Lt. MA - Senior Transport Officer  
Date 10 JULY 1945

LO8A WD3

II 10 DAY TRUCK OPERATIONS RETURN

FORM 2

M.T. Group / Region MARCHE TRUCK POOLS

Unit.....

10/11 Days Ending 1-10 July 1945

ITEM (a)	W.D. (b)	CIVILIAN (c)	TOTAL (d)
1. Truck Days Potential	2.780	50	2.830
2. " " Maintenance	154	-	154
3. " " Under Repair	320	34	354
4. " " Available	2.460	16	2.476
5. " " Run	1.240	15	1.255
6. " " Idle	1.220	1	1.221
7. Tons Capacity Available	- -	-	- -
8. Tonnage Hauled	58.170	571	58.741
9. Mileage Run	156.736	2.319	159.055
10. Ton Mileage	2.883.386	99.794	<del>2.983.180</del>

WEATHER CONDITIONS ( & effect on haulage operations )

REMARKS (Reasons for drop/increase in truck days available, run and idle; drop/increase in tonnage hauled and ton mileage etc).

Signed WALTER E. SHAW  
 1st Lt PA - Senior Trans. Officer  
 Date 10 JULY 1945

4655



0333

IV - 10 DAY PROGRESS RETURN OF PRIORITY TRUCK HAULAGE PROGRAMS

MARCH TRUCK POOLS

10/11 D

M.T. Group/Region.....

UNIT (a)	COMMODITY (b)	FROM (c)	TO (d)	TONNAGE	
				Hauled (e)	Total hauled to date (f)
Truck Pool N.6	Grain	Bacerata	Interprov.	27.452	114.922
TOTALS:				27.452	114.922

4057

REMARKS (Reasons for increase/reduction in tonnage hauled).

Signed: [Signature]  
Senior  
Date: 10 June

0334

IV - 10 DAY PROGRESS REPORT OF PRIORITY TRUCK HAULAGE PROGRAMMES

FORM 4. /tm

TRUCK POOLS

10/11 Days Ending 21/30 June 1945

COMMODITY (b)	FROM (c)	TO (a)	TONNAGE		Balance (g)
			Hauled (e)	Total hauled to date (f)	
	Macerata	Interprov.	27.452	114.922	—
TOTALS:			27.452	114.922	—

Case/reduction in

*R*

Signed LIONEL E. CLARK,  
1st Lt. PA  
Senior Trans. Officer  
Date 30 June 1945

*108A W03*

1087 - WD3

II 10 DAY TRUCK OPERATIONS RETURN

FORM 2

M.T. Group / Region... MARCHE TRUCK POOLS

10/11 Days Ending 21/30 June 1945

Unit.....

ITEM (a)	W.D. (b)	CIVILIAN (c)	TOTAL (a)
1. Truck Days Potential	1.640	50	1.690
2. " " Maintenance	141	-	141
3. " " Under Repair	211	30	241
4. " " Available	1.429	80	1.449
5. " " Run	938	18	956
6. " " Idle	491	2	493
7. Tons Capacity Available	---	---	---
8. Tonnage Hauled	55.190	847	56.037
9. Mileage Run	153.182	2.182	155.364
10. Ton Mileage	2,985.789	86.672	3,073.461

WEATHER CONDITIONS ( & effect on haulage operations )

REMARKS (Reasons for drop/increase in truck days available, run and idle; drop/increase in tonnage hauled and ton mileage etc).

Signed... LIONEL B. CLARK  
 1st Lt. PA,  
 Senior Trans. Officer  
 Date... 30 June 1945

4653

RH



0336

COM/AR 108A/W03

IV - 10 DAY PROGRESS RETURN OF PRIORITY TRUCK HAULAGE PROGRAMS

M.T. Group/Region... MARCHE TRUCK POOLS

10/

UNIT (a)	COMMODITY (b)	FROM (c)	TO (d)	TONNAGE	
				Hauled (e)	Total hauled to date (f)
TRUCK POOL N.6  4052	GRAIN	MACERATA	INTERPROV.	28.841	87.470
TOTALS:				28.841	87.470

REMARKS (Reasons for increase/reduction in tonnage hauled).

Signed... LIONEI  
1st Lt. PA  
Date Senior...

0337

/tm

IV - 10 DAY PROGRESS RETURN OF PRIORITY TRUCK HAULAGE PROGRAMS

FORM 4.

10/11 Days Ending 20 JUNE 1945

VEHICLE TRUCK POOLS

COMMODITY (b)	FROM (c)	TO (d)	TONNAGE		
			Hauled (e)	Total hauled to date (f)	Balance (g)
GRAIN	MAGERATA	INTERPROV.	28.841	87.470	
TOTALS:			28.841	87.470	

increase/reduction in  
led).

Signed LIONEL R. CLARK  
1st Lt. PA  
Deto Senior Trans. Officer

0338

*1087A/m03*

II 10 DAY TRUCK OPERATIONS RETURN

FORM 2

M.T. Group / Region. marche. truck pools

Unit.....

10/11 Days Ending... 20 June 1945

ITEM (a)	W.D. (b)	CIVILIAN (c)	TOTAL (d)
1. Truck Days Potential	1.636	50	1.686
2. " " Maintenance	137	-	137
3. " " Under Repair	282	45	327
4. " " Available	1.354	5	1.359
5. " " Run	1.071	5	1.076
6. " " Idle	283	-	283
7. Tons Capacity Available	-	-	-
8. Tonnage Hauled	62.062	60	62.122
9. Mileage Run	175.056	113	175.163
10. Ton Mileage	3.985.667	1.920	3.987.587

WEATHER CONDITIONS ( & effect on haulage operations )

REMARKS (Reasons for drop/increase in truck days available, run and idle; drop/increase in tonnage hauled and ton mileage etc).

Signed. JONEL E. CLARK.....  
 1st Lt. Pa  
 Senior Trans. Officer  
 Date.....

4051



IV - 10 DAY PROGRESS RETURN OF PRIORITY TRUCK HAULAGE PROGRAMS

M.T. Group/Region..... MARCHE TRUCK POOLS

COM/10801

UNIT (a)	COMMODITY (b)	FROM (c)	TO (d)	TONNAGE	
				Hauled (e)	Total ha to da (f)
TRUCK POOL N.6  4050	GRAIN	MACERATA	INTERPROV.	28.175	58.62
TOTALS:				28.175	58.

REMARKS (Reasons for increase/reduction in tonnage hauled).

+) We cannot put down the figure of the balance because we are not the only Truck Pool carrying grain from Macerata Province.

Signed...  
Ist.,  
Date Senior

0340

IV - 10 DAY PROGRESS RETURN OF PRIORITY TRUCK HAULAGE PROGRAMS

FORM 4.

/tm

LARGE TRUCK POOLS

10/11 Days Ending 10 June 1945

COMMODITY (b)	FROM (c)	TO (d)	TONNAGE		
			Hauled (e)	Total hauled to date (f)	Balance (g)
GRAIN	MACERATA	INTERPROV.	28.175	58.629	+)
TOTALS:			28.175	58.629	

for increase/reduction in  
(hauled).

Signed LIONEL E. CLARK  
1st., Lt. PA  
Date Senior Trans. Officer

the figure of the balance because we are not the only  
grain from Macerata Province.

*WJA W03*

II 10 DAY TRUCK OPERATIONS RETURN

FORM 2

M.T. Group / Region... MARCHE TRUCK POOLS

Unit.....

10/11 Days Ending 10 June 1945

ITEM (a)	W.D. (b)	CIVILIAN (c)	TOTAL (d)
1. Truck Days Potential	1.652	42	1.694
2. " " Maintenance	151	-	151
3. " " Under Repair	396	36	432
4. " " Available	1.256	6	1.262
5. " " Run	1.063	6	1.069
6. " " Idle	193	-	193
7. Tons Capacity Available	-	-	-
8. Tonnage Hauled	51.391	280	51.671
9. Mileage Run	203.814	890	204.704
10. Ton Mileage	4,329.469	30.800	4,360.260

WEATHER CONDITIONS ( & effect on haulage operations )

REMARKS (Reasons for drop/increase in truck days available, run and idle; drop/increase in tonnage hauled and ton mileage etc).

LIONEL E. CLARK  
 Signed Ist, Lt, FA  
 Senior Trans. Officer

Date.....

4049



0342

IV - 10 DAY PROGRESS RETURN OF PRIORITY TRUCK HAULAGE PROGRAMS

M.T. Group/Region.....

10/11

108A/W03

UNIT (a)	COMMODITY (b)	FROM (c)	TO (d)	TONNAGE	
				Hauled (e)	Total hauled to date (f)
TRUCK POOL N.5	GRAIN	ASCOLI PICENO	AQUILA	2.880	4.600
" " " 6	"	MACERATA	ANCONA	30	4.770
"			Interprov.	19.996	30.454
TOTALS:				22.906	39.824

8707

REMARKS (Reasons for increase/reduction in tonnage hauled).

+) I trasporti grano sul quantitativo della Provincia di Macerata vengono effettuati anche da macchine del Truck Pool N.3 e N.4. Non si è in grado di precisare il bilancio.

Signed. LIONEL B.  
Ist. Lt. PA  
Date Senior. Tras

0343

IV - 10 DAY PROGRESS RETURN OF PRIORITY TRUCK HAULAGE FREQUENCIES

FORM 4. /bn

10/11 Days Ending 21-31 MAY 1945

COMMODITY (b)	FROM (c)	TO (d)	TONNAGE		
			Hauled (e)	Total hauled to date (f)	Balance (g)
GRAIN	ASCOLI PICENO	AQUILA	2.880	4.600	= === =
"	MACERATA	ANCONA	30	4.770	= === =
		Interprov.	19.996	30.454	+) = === =
TOTALS:			22.906	39.824	= === =

Increase/reduction in (g).

Quantitativo della Provincia di Macerata vengono macchine del Truck Pool N.3 e N.4. Non si è in grado di

Signed LIONEL E. CLARK  
1st Lt. FA  
Date Senior Trasp. Officer

0344

108A / WD3

II 10 DAY TRUCK OPERATIONS RETURN

FORM 2

M.T. Group / Region..... MARCHE TRUCK POOLS

Unit.....

10/11 Days Ending 21/31 May 1945

ITEM (a)	W.D. (b)	CIVILIAN (c)	TOTAL (d)
1. Truck Days Potential	1.775	99	1.874
2. " " Maintenance	122	2	124
3. " " Under Repair	447	86	535
4. " " Available	1.328	13	1.341
5. " " Run	1.098	13	1.111
6. " " Idle	230	-	230
7. Tons Capacity Available	-	-	-
8. Tonnage Hauled	47.313	1.060	48.373
9. Mileage Run	199.423	1.138	200.567
10. Ton Mileage	1,097.905	29.920	1,127.825

WEATHER CONDITIONS ( & effect on haulage operations )

REMARKS (Reasons for drop/increase in truck days available, run and idle; drop/increase in tonnage hauled and ton mileage etc).

Signed D.P. RICHARDSON - Capt. Inf.  
 Transportation Officer  
 Marche Truck Pools

Date 31 May 1945

4047



0345

IV - 10 DAY PROGRESS RETURN ON PRIORITY TRUCK HAULAGE PROGRAMMES

M.T. Group/Region... UMBRIA=MARCHE REGION

10/11

UNIT (a)	COMMODITY (b)	FROM (c)	TO (d)	TONNAGE	
				Hauled (e)	Total hauled to date (f)
UMBRIA=MARCHE REGION	GRAIN			11.798	27.933
TOTALS:				11.798	27.933

REMARKS (Reasons for increase/reduction in tonnage hauled).

Signed LIONEL F.  
1st Lt. PA  
Date Senior-Ilre

9707

IV - 10 DAY PROGRESS RETURN OF PRIORITY TRUCK HAULAGE PROGRAMS

FORM 4.

/tm

LA-MARCHE REGION

10/11 Days Ending II-20 MAY 1945

COMMODITY (b)	FROM (c)	TO (a)	TONNAGE		
			Hauled (e)	Total hauled to date (f)	Balance (g)
GRAIN			II.798	27.933	
TOTALS:			II.798	27.933	

Increase/reduction in (a).

Signed LIONEL E. CLARK  
1st Lt. FA  
Date Senior Trans. Officer

9707

108A/M03

0347

*108A/WD3*

II 10 DAY TRUCK OPERATIONS RETURN FORM 2

M.T. Group / Region UMBRIA-MARCHE REGION

Unit.....

10/11 Days Ending 20 May 1945

ITEM (a)	W.B. (b)	CIVILIAN (c)	TOTAL (d)
1. Truck Days Potential	1.667	90	1.757
2. " " Maintenance	134	10	144
3. " " Under Repair	358	72	430
4. " " Available	1.309	18	1.327
5. " " Run	1.139	8	1.147
6. " " Idle	170	10	180
7. Tons Capacity Available	- -	- -	- -
8. Tonnage Hauled	44.157	960	45.117
9. Mileage Run	213.452	692	214.145
10. Ton Mileage	2.745.273	19.200	2.764.473

WEATHER CONDITIONS ( & effect on haulage operations )

REMARKS (Reasons for drop/increase in truck days available, run and idle; drop/increase in tonnage hauled and ton mileage etc).

Signed LIONEL E. CLARK  
 Ist Lt. Fa  
 Senior Trans. Officer  
 Date.....

4045



IV - 10 DAY PROGRESS RETURN OF PRIORITY TRUCK HAULAGE PROGRAMS

M.T. Group/Region.....

10/11

108A/mo3

UNIT (a)	COMMODITY (b)	FROM (c)	TO (d)	TONNAGE	
				Hauled (e)	Total hauled to date (f)
UMBRIA-MARCHE REGION	GRAIN	= =	= =	6.625	21.308
TOTALS:				6.625	21.308

REMARKS (Reasons for increase/reduction in tonnage hauled).

4044

Signed: D.P. RE  
Capt.,  
Date: .Transpo

IV - 10 DAY PROGRESS RETURN OF PRIORITY TRUCK HAULAGE PROGRAMS

FORM 4. /bin

10/11 Days Ending 10 May 1945

COMMODITY (b)	FROM (c)	TO (d)	TONNAGE		
			Hauled (e)	Total hauled to date (f)	Balance (g)
GRAIN	= =	= =	6.625	21.308	
TOTALS:			6.625	21.308	

increase/reduction in  
(led).

Signed D.P. RICHARDSON  
 Capt., Inf.  
 Date Transportation Sub-Commission

108A/W03

II 10 DAY TRUCK OPERATIONS RETURN FORM 2

M.T. Group / Region UARRIA-MARCHE REGION

Unit..... 10/11 Days Ending 1-10 May 1945

ITEM (a)	W.D. (b)	CIVILIAN (c)	TOTAL (a)
1. Truck Days Potential	1.700	90	1.790
2. " " Maintenance	154	7	161
3. " " Under Repair	355	78	433
4. " " Available	1.345	12	1.357
5. " " Run	1.051	12	1.063
6. " " Idle	294	-	294
7. Tons Capacity Available			
8. Tonnage Hauled	28.263	135	28.398
9. Mileage Run	219.929	468	220.397
10. Ton Mileage	3,618.117	3.900	3,622.017

WEATHER CONDITIONS ( & effect on haulage operations )

REMARKS (Reasons for drop/increase in truck days available, run and idle; drop/increase in tonnage hauled and ton mileage etc). **4043**

D.F. RICHARDSON  
 Signed D.F. Richardson  
 Transportation Sub Commission  
 Date.....



IV - 10 DAY PROGRESS RETURN OF PRIORITY TRUCK HAULAGE PROGRAMS

M.T. Group/Region... MARCHE TRUCK POOLS

10/11 D

UNIT (a)	COMMODITY (b)	FROM (c)	TO (d)	TONNAGE	
				Hauled (e)	Total hauled to date (f)
TRUCK POOL N.6	GRAIN	MACERATA	INTERPROV.	28.84I	87.470
TOTALS:				28.84I	87.470

REMARKS (Reasons for increase/reduction in tonnage hauled).

*RJ*

Signed... LIONEL  
1st Lt. PA- S  
Date .....

2707

IV - 10 DAY PROGRESS RETURN OF PRIORITY TRUCK HAULAGE PROGRAMS

FORM 4.

/dm

MARCHE TRUCK POOLS

10/11 Days Ending.. 20 JUNE 1945

COMMODITY (b)	FROM (c)	TO (d)	TONNAGE		
			Hauled (e)	Total hauled to date (f)	Balance (g)
GRAIN	MACERATA	INTERPROV.	28.841	87.470	
TOTALS:			28.841	87.470	

For increase/reduction in  
(hauled).

Signed.. LIONEL E. CLARK.....  
1st Lt. FA- Senior Trans. Officer  
Date .....

*R*

4042

108A-WD3

0353

~~ADBA~~ - WD3

II 10 DAY TRUCK OPERATIONS RETURN

FORM 2

M.T. Group / Region. MARCHE TRUCK POOLS

Unit.....

10/11 Days Ending 20. JUNE 1945

ITEM (a)	W.D. (b)	CIVILIAN (c)	TOTAL (d)
1. Truck Days Potential	I.636	50	I.686
2. " " Maintenance	I37	-	I37
3. " " Under Repair	282	45	327
4. " " Available	I.354	5	I.359
5. " " Run	I.07I	5	I.076
6. " " Idle	283	-	283
7. Tons Capacity Available	-	-	-
8. Tonnage Hauled	62.062	60	62.122
9. Mileage Run	I75.056	II3	I75.169
10. Ton Mileage	3.985.667	I.920	3.987.587

WEATHER CONDITIONS ( & effect on haulage operations )

REMARKS (Reasons for drop/increase in truck days available, run and idle; drop/increase in tonnage hauled and ton mileage etc) 4041

Signed LIONEL R. CLARK.....  
1st Lt. PA  
Senior Trans. Officer  
Date.....

*R*



*108A WD3*

II 10 DAY TRUCK OPERATIONS RETURN

FORM 2

M.T. Group / Region. MARCHE TRUCK POOLS

10/11 Days Ending 10 June 1945

Unit.....

ITEM (a)	W.D. (b)	CIVILIAN (c)	TOTAL (a)
1. Truck Days Potential	I.652	42	I.694
2. " " Maintenance	I5I	-	I5I
3. " " Under Repair	396	36	432
4. " " Available	I.256	6	I.262
5. " " Run	I.063	6	I.069
6. " " Idle	I93	-	I93
7. Tons Capacity Available	- -	-	- -
8. Tonnage Hauled	5I.39I	280	5I.67I
9. Mileage Run	203.8I4	890	204.704
10. Ton Mileage	4.329.460	30.800	4.360.260

WEATHER CONDITIONS ( & effect on haulage operations )

REMARKS (Reasons for drop/increase in truck days available, run and idle; drop/increase in tonnage hauled and ton mileage etc). **4040**

Signed. LIONEL E. CLARK.....  
 Ist. Lt. PA  
 Senior Trans. Officer  
 Date.....

*RL*

IV - 10 DAY PROGRESS RETURN OF PRIORITY TRUCK HAULAGE PROGRAMMES

M.T. Group/Region... MARCHE TRUCK POOLS

10/11

UNIT (a)	COMMODITY (b)	FROM (c)	TO (d)	TONNAGE	
				Hauled (e)	Total hauled to date (f)
Truck Pool N.6	Grain	Macerata	Interprov.	28.175	58.629
TOTALS:				28.175	58.629

REMARKS (Reasons for increase/reduction in tonnage hauled).

+) We cannot put down the figure of the balance because we are not the only Truck Pool carrying grain from Macerata Province.

*[Handwritten signature]*

28.175  
58.629

Signed... LIONEL  
1st Lt  
Senior

Date .....

0356

IV - 10 DAY PROGRESS RETURN OF TRIGRITY TRUCK HAULAGE PROGRAMS

FORM 4.

/Am

TRUCK POOLS

10/11 Days Ending 1. - 10. June 1945

COMMODITY (b)	FROM (c)	TO (d)	TONNAGE		
			Hauled (e)	Total hauled to date (f)	Balance (g)
	Macerata	Interprov.	28.175	58.629	+)
TOTALS:			28.175	58.629	

change/reduction in

the figure of the balance because we  
Truck Pool carrying grain from Macerata Province.

6839

Signed LIONEL E. CLARK,  
1st Lt. PA  
Senior Trans. Officer  
Date .....

108A WDS



*NO 8A - WD 3*

II 10 DAY TRUCK OPERATIONS RETURN

FORM 2

M.T. Group / Region Umbria-Marche Region

Unit..... 10/11 Days Ending 20 May 1945

ITEM (a)	W.D. (b)	CIVILIAN (c)	TOTAL (d)
1. Truck Days Potential	I.667	90	I.757
2. " " Maintenance	I34	IO	I44
3. " " Under Repair	358	72	430
4. " " Available	I.309	I8	I.327
5. " " Run	I.I39	8	I.I47
6. " " Idle	I70	IO	I80
7. Tons Capacity Available	- -	-	- -
8. Tonnage Hauled	44.I57	960	45.II7
9. Mileage Run	2I3.452	693	2I4.I45
10. Ton Mileage	2.745.273	I9.200	2.764.473

WEATHER CONDITIONS ( & effect on haulage operations )

REMARKS (Reasons for drop/increase in truck days available, run and idle; drop/increase in tonnage hauled and ton mileage etc).

Signed... LIONEL E. CLARK .....  
 Ist, Lt. FA  
 Senior Trans. Officer  
 Date.....

4038

*R*

IV - 10 DAY PROGRESS RETURN OF PRIORITY TRUCK HAULAGE PROGRAMS

M.T. Group/Region... UMBRIA-MARCHE REGION

10/

UNIT (a)	COMMODITY (b)	FROM (c)	TO (d)	TONNAGE	
				Hauled (e)	Total haul to date (f)
UMBRIA-MARCHE REGION	G r a i n			11.798	27.93
TOTALS:				11.798	27.93

REMARKS (Reasons for increase/reduction in tonnage hauled).

Signed... LIONE  
1st Lt  
Date ...  
Senio

1037

0359

IV - 10 DAY PROGRESS RETURN OF PRIORITY TRUCK HAULAGE PROGRAMS

FORM 4.

/tm

MARCHE REGION

10/11 Days Ending 11/20 May 1945

COMMODITY (b)	FROM (c)	TO (d)	TONNAGE		
			Hauled (e)	Total hauled to date (f)	Balance (g)
rain			11.798	27.933	
TOTALS:			11.798	27.933	

ase/reduction in

Signed LIONEL E. CLARK  
 1st Lt, FA  
 Senior Trans. Officer

Date .....

1088A WD 3



108A WDB

II 10 DAY TRUCK OPERATIONS RETURN

FORM 2

M.T. Group / Region. Umbria-Marche Region

Unit.....

10/11 Days Ending 30 April 1945

ITEM (a)	W.D. (b)	CIVILIAN (c)	TOTAL (d)
1. Truck Days Potential	I.645	90	I.735
2. " " Maintenance	I39	8	I47
3. " " Under Repair	253	69	322
4. " " Available	I.392	21	I.413
5. " " Run	I.204	13	I.217
6. " " Idle	I88	8	I96
7. Tons Capacity Available	- -	-	- -
8. Tonnage Hauled	36.261	865	37.126
9. Mileage Run	279.959	I.577	281.536
10. Ton Mileage	3.802.239	49.865	3.852.104

WEATHER CONDITIONS ( & effect on haulage operations )

4036

REMARKS (Reasons for drop/increase in truck days available, run and idle; drop/increase in tonnage hauled and ton mileage etc).

Signed.. LIONEL E. CLARK.....  
 Ist, Lt. FA  
 Senior Trans. Officer  
 Date.....

IV - 10 DAY PROGRESS RETURN OF PRIORITY TRUCK HAULAGE PROGRAMMES

M.T. Group/Region... UMBRIA-MARCHE REGION

10/11

UNIT (a)	COMMODITY (b)	FROM (c)	TO (d)	TONNAGE	
				Hauled (e)	Total hauled to date (f)
UMBRIA-MARCHE REGION	G r a i n			3.910	14.683
TOTALS:				3.910	14.683

REMARKS (Reasons for increase/reduction in tonnage hauled).

Signed. LIONEL 1st Lt Senior  
Date .....

4035

FORM 4. /bm

IV - 10 DAY PROGRESS RETURN OF PRIORITY TRUCK HAULAGE PROGRAMS

10/11 Days Ending 21/30 April, 1945

A-MARCHE REGION

COMMODITY (b)	FROM (c)	TO (a)	TONNAGE		Balance (g)
			Hauled (e)	Total hauled to date (f)	
rain			3.910	14.683	
TOTALS:			3.910	14.683	

Increase/reduction in  
( ).

4035

Signed LIONEL E. CLARK  
1st Lt, PA  
Senior Trans. Officer  
Date .....

10 PA-103



108 WD3  
A

II 10 DAY TRUCK OPERATIONS RETURN

FORM 2

M.T. Group / Region.....

Unit...TRUCK POOL N.5 = ASCOLI PICENO

10/11 Days Ending 21/31 MAY 45

ITEM (a)	W.D. (b)	CIVILIAN (c)	TOTAL (d)
1. Truck Days Potential	831		
2. " " Maintenance	64		
3. " " Under Repair	263		
4. " " Available	568 = 537 2 tons 31 3 "		
5. " " Run	446		
6. " " Idle	122		
7. Tons Capacity Available	==		
8. <del>Tonnage Hauled</del> Qls	8.066		
9. <del>Mileage Run</del> Km	1379.357		
10. <del>Tonnage Run</del> Km	116.202		

58,010 18  
72622

WEATHER CONDITIONS ( & effect on haulage operations )

REMARKS (Reasons for drop/increase in truck days available, run and idle; drop/increase in tonnage hauled and ton mileage etc).

4034

Signed LIONEL E. CLARK  
1st Lt. FA-CTO-Truck Pool N.5

Date..... 2 June 1945

R

0364

108-W03  
A

II 10 DAY TRUCK OPERATIONS RETURN

FORM 2

M.T. Group / Region.....

10/11 Days Ending. 21/31 MAY 45

Unit.... TRUCK POOL N.6

ITEM (a)	W.D. (b)	CIVILIAN (c)	TOTAL (d)
1. Truck Days Potential	588		
2. " " Maintenance	52		
3. " " Under Repair	93		
4. " " Available	495		
5. " " Run	442		
6. " " Idle	53		
7. Tons Capacity Available	==		
8. Tonnage Hauled	24.742		
9. Mileage Run	57.2135		
10. Ton Mileage	1238.1195	35758	

Handwritten calculations:  
57.2135 \* 8 = 457.708  
457.708 + 35758 = 36215.708  
36215.708 / 29.15 = 1242.4257

WEATHER CONDITIONS ( & effect on haulage operations )

REMARKS (Reasons for drop/increase in truck days available, run and idle; drop/increase in tonnage hauled and ton mileage etc).

4033

Signed.....

Date.....

Handwritten signature: R

108  
A - WD 3

II - 10 DAY TRUCK OPERATIONS RETURN

FORM 2

M.T. Group / Region.....

Unit... TRUCK POOL N.7

10/11 Days Ending 21/31 MAY 45

ITEM (a)	W.D. (b)	CIVILIAN (c)	TOTAL (d)
1. Truck Days Potential	294	99	393
2. " " Maintenance	5	2	7
3. " " Under Repair	84	86	170
4. " " Available	210	13	223
5. " " Run	158	13	171
6. " " Idle	52	=	52
7. Tons Capacity Available	= =	=	===
8. Tonnage Hauled	13.135	1.060	14.190
9. Mileage Run	19.250	1.138	20.388
10. Ton Mileage	1.097.905	29.920	1.127.825

WEATHER CONDITIONS ( & effect on haulage operations )

REMARKS (Reasons for drop/increase in truck days available, run and idle; drop/increase in tonnage hauled and ton mileage etc).

Signed.....  
Date.....

4032

R



108-WD3  
A

II 10 DAY TRUCK OPERATIONS RETURN

FORM 2

M.T. Group / Region. UMBRIA-MARCHE

Unit. TRUCK POOL N.8 = PESARO

10/11 Days Ending. 21/31 MAY 45

ITEM (a)	W.D. (b)	CIVILIAN (c)	TOTAL (d)
1. Truck Days Potential	62		62
2. " " Maintenance	1		1
3. " " Under Repair	7		7
4. " " Available	55		55
5. " " Run	52		52
6. " " Idle	2		2
7. Tons Capacity Available	==		==
8. Tonnage Hauled	1370		1370
9. Mileage Run	6764		6764
10. Ton Mileage	96424	$\begin{array}{r} 3820 \\ 4227 \\ \hline 46027 \end{array}$	96424

$$\begin{array}{r} 48242 \\ 50327 \\ \hline 98569 \end{array}$$

WEATHER CONDITIONS ( & effect on haulage operations )

REMARKS (Reasons for drop/increase in truck days available, run and idle; drop/increase in tonnage hauled and ton mileage etc).

Signed..... **4031**

Date.....

*R*

0367

W

W08A  
W03

II 1) DAY TRUCK OPERATIONS RETURN

FORM 2

M.T. Group / Region Marche-Truck Pools

Unit.....


10/11 Days Ending 21/31. MAY  
1945

ITEM (a)	W.D. (b)	CIVILIAN (c)	TOTAL (a)
1. Truck Days Potential	I.775	99	I.874
2. " " Maintenance	I22	2	I24
3. " " Under Repair	447	86	535
4. " " Available	I.328	I3	I.34I
5. " " Run	I.098	I3	I.III
6. " " Idle	230	=	230
7. Tons Capacity Available	= =	$\frac{1}{2}$	= =
8. Tonnage Hauled	47.3I3	I7060	48.373
9. Mileage Run	I99.429	I.I38	200.567
10. Ton Mileage	I.097.905	29.920	I.I27.825

WEATHER CONDITIONS ( & effect on haulage operations )

REMARKS (Reasons for drop/increase in truck days available, run and idle; drop/increase in tonnage hauled and ton mileage etc).

Signed...D.P. RICHARDSON... Capt. Inf.  
Transportation Officer  
Marche Truck Pools  
Date...3I. MAY. I945

 4030

IV - 10 DAY PROGRESS RETURN OF PRIORITY TRUCK HAULAGE PROGRAMS

10/11 Day

M.T. Group/Region.....

UNIT (a)	COMMODITY (b)	FROM (c)	6209 4029 (d)	TONNAGE	
				Hauled (e)	Total hauled to date (f)
Truck Pool N.5	Grain	Ascoli-Piceno	Aquila	2.880	4.600
" " " 6	"	Macerata	Ancona	30	4.770
			Interprovin.	19.996	30.454
TOTALS:				22.906	39.824

REMARKS (Reasons for increase/reduction in tonnage hauled).

Signed.....

+ ) I trasporti grano sul quantitativo della Provincia di Macerata vengono effettuati anche da macchine dei Truck Pools N.3 e N.4. Non si è in grado di precisare il bilancio.

Date .....



TV - 10 DAY PROGRESS RETURN OF PRIORITY TRUCK HAULAGE PROCEEDINGS

FORM 4.

10/11 Days Ending 21 - 31 May 1  
1945

*WDA-WD3*

COMMODITY (b)	FROM (c)	4029 (a)	TONNAGE		
			Hauled (e)	Total hauled to date (f)	Balance (g)
	Ascoli-Piceno	Aquila	2.880	4.600	--
	Macerata	Ancona	30	4.770	--
		Interprovin.	19.996	30.454	+)
TOTALS:			22.906	39.824	--

*1.146  
6.101*

increase/reduction in

anche da macchine dei Truck Pools N.3 e N.4.  
di precisare il bilancio.

Signed.....

Date .....

0370

WD3-108A

II 10 DAY TRUCK OPERATIONS RETURN

FORM 2

M.T. Group / Region.....

Unit UMBRIA-MARONE REGION

10/11 Days Ending 11/20 MAY 45

ITEM (a)	W.D. (b)	CIVILIAN (c)	TOTAL (d)
1. Truck Days Potential	I.757		I.757
2. " " Maintenance	I44		I44
3. " " Under Repair	430		430
4. " " Available	I.327		I.327
5. " " Run	I.I47		I.I47
6. " " Idle	I39		I39
7. Tons Capacity Available	==		==
8. Tonnage Hauled	45.II7		45.II7
9. Mileage Run	2I4.I45	133841	2I4.I45
10. Ton Mileage	4.988.029	311752	4.988.029

WEATHER CONDITIONS ( & effect on haulage operations )

REMARKS (Reasons for drop/increase in truck days available, run and idle; drop/increase in tonnage hauled and ton mileage **4028**)

214145  
 $\frac{1070725}{5}$  8  
 133841

498803  
 $\frac{249401518}{5}$   
 311752

Signed... D.P. RICHARDSON.....  
 Chief Transportation Officer

Date... 20 MAY 1945.

*R*

WDB - 108A

II 10 DAY TRUCK OPERATIONS RETURN

FORM 2

M.T. Group / Region.....

Unit IMP. A - MARCHE REGION

10/11 Days Ending 1/10 May 45

ITEM (a)	W.D. (b)	CIVILIAN (c)	TOTAL (d)
1. Truck Days Potential	1700	90	1.790
2. " " Maintenance	154	7	161
3. " " Under Repair	355	78	433
4. " " Available	1.345	5	1.350
5. " " Run	1.051	5	1.056
6. " " Idle	271	==	271
7. Tons Capacity Available	==	==	==
8. Tonnage Hauled	28.263	135	28.398
9. Mileage Run	219.929	468	220.397
10. Ton Mileage	3618.117	3.900	3.622.017

WEATHER CONDITIONS ( & effect on haulage operations )

REMARKS (Reasons for drop/increase in truck days available, run and idle; drop/increase in tonnage hauled and ton mileage etc). 4027

Signed D.P. RICHARDSON  
 Chief Transportation Officer  
 Date... 10 MAY 1945





0372

WD3-108A

IV - 10 DAY PROGRESS RETURN OF PRIORITY TRUCK HAULAGE PROGRAMS

M.T. Group/Region... INDIA MARCH REGION

10/11

UNIT (n)	COMMODITY (b)	FROM (c)	TO (d)	TONNAGE	
				Hauled (e)	Total hauled to date (f)
INDIA MARCH REGION	GRAIN			11,798	27,933
TOTALS:				11,798	27,933

REMARKS (Reasons for increase/reduction in tonnage hauled).

Signed D.P. RTG  
Chief Clerk  
Date 29 MAR

4026

0373

IV - 10 DAY PROGRESS RETURN OF PRIORITY TRUCK HAULAGE PROGRAMMES

FORM 4. /km

10/11 Days Ending 31/20 MAY 1945

AFRICA. MADAGASCAR. COMORBES

COMMODITY (b)	FROM (c)	TO (d)	TONNAGE		
			Hauled (e)	Total hauled to date (f)	Balance (g)
GRAIN			11.798	27.933	=
TOTALS:			11.798	27.933	=

or increase/reduction in (hauled).

Signed D. P. RICHARDSON, Capt. Inf.  
Chief Transportation Officer  
Date 20 MAY 1945

4026

0374

WD3-108\*

IV - 10 DAY PROGRESS RETURN OF PRIORITY TRUCK HAULAGE PROGRAMS

10/11 D

M.T. Group/Region. UMBRIA=MARCHE. REGION

UNIT (a)	COMMODITY (b)	FROM (c)	TO (d)	TONNAGE	
				Hauled (e)	Total hauled to date (f)
UMBRIA=MARCHE REGION	GRAIN	=	=	6.625	21.308
TOTALS:				6.625	21.308

REMARKS (Reasons for increase/reduction in tonnage hauled).

Signed D.P. RIC  
Chief Tran  
Date 10 MAY

4025



0373

✓

/lm

IV - 10 DAY PROGRESS RETURN OF PRIORITY TRUCK HAULAGE PROGRAMMES

FORM 4.

10/11 Days Ending 1-10 MAY 1945

IA-MARCHE REGION

COMMODITY (b)	FROM (c)	TO (d)	TONNAGE		
			Hauled (e)	Total hauled to date (f)	Balance (g)
GRAIN	=	=	6.625	21.308	= =
TOTALS:			6.625	21.308	= =

increase/reduction in (red).

Signed D.P. RICHARDSON  
Chief Transportation Officer  
Date 10 MAY 1945

4025

F. CIV 1  
 (108 A)

FORM 2

II 10 DAY TRUCK OPERATIONS REPORT

M.T. Group / Region . ANCONA .....  
 Unit UFFICIO. CONTROLLO. FORTI (U.S.A.) 10/11 Days Ending .....  
 20/30 Aprile 1945

ITEM (a)	W.D. (b)	CIVILIAN (c)	TOTAL (d)
1. Truck Days Potential	==	2020	2020
2. " Maintenance	==	410	410
3. " Under Repair	==	66	66
4. " Available	==	95	95
5. " Run	==	80	80
6. " Idle	==	15	15
7. Tons Capacity Available	==	==	==
8. Tonnage Hauled	==	3563	3563
9. Mileage Run	==	16824	16824
10. Ton Mileage	==	997530	997530
			<b>4024</b>

WEATHER CONDITIONS (& effect on haulage operation)

REMARKS (Reasons for drop/increase in truck days available, run and idle; drop/increase in tonnage hauled and ton mileage etc.).

UFFICIO CONTROLLO FORTI  
 44th P. I. A. S. 1945  
 Signed *[Signature]*  
 Date . I. Maggio. 1945.....

0377

F. WD 3  
(108 A)

4023

IV - 10 DAY PROGRESS RETURN OF PRICES TRUCK HAULAGE PROGRAMS

M.T. Group/Region.....

10/1

UNIT (a)	COMMODITY (b)	FROM (c)	TO (d)	TONNAGE	
				Hauled (e)	Total hauled to date (f)
A.M.G. TRUCK POOL N.5	GRAIN	Ascoli Province	Pescara	3.430 Quintals	7.453 Quintals
TOTALS:				3.430	7.453

REMARKS (Reasons for increase/reduction in tonnage hauled).

Signed... **LIONEL**  
ist it  
Date . APRIL .



0378

F. WD 3  
(108 A)

4023

IV - 10 DAY PROGRESS RETURN OF TRUCK HAULAGE PROGRAMS

FORM 4. /bm

10/1~~0~~ days Ending April 20 1945

COMMODITY (b)	FROM (c)	TO (d)	TONNAGE		
			Hauled (e)	Total hauled to date (f)	Balance (g)
GRAIN	Ascoli Province	Pescara	3.430 Quintals	7.453 Quintals	6.387 Quintals
TOTALS:			3.430	7.453	6.387

(For increase/reduction in hauled).

Signed: *Lionel E. Clark*  
 LIONEL E. CLARK  
 1st Lt FA-070 - Truck Pool N.5  
 Date: APRIL 21, 1945

F. W D 3  
(108 A)

IV - 10 DAY PROGRESS RETURN OF PRIORITY TRUCK HAULAGE PROGRAMMES

4022

10/11 Da

M.T. Group/Region.....

UNIT (a)	COMMODITY (b)	FROM (c)	TO (d)	TONNAGE	
				Hauled (e)	Total to
AMG/T.P.No.6	Grain	MACERATA PROVINCE	PESCARA	650 Quintals	2030 q
			CHIETI	310 "	310
			ANCONA	1350 "	1580
TOTALS:				2310 -	3520-

REMARKS (Reasons for increase/reduction in tonnage hauled).

Signed...  
Date .....

F. WD 3

/bm

(108 A)

FORM 4.

IV - 10 DAY PROGRESS RETURN OF PRIORITY TRUCK HAULAGE PROGRAMMES

4022

10/11 Days Ending 20.4.46

COMMODITY (b)	FROM (c)	TO (d)	TONNAGE		Balance (g)
			Hauled (e)	Total hauled to date (f)	
	MACERATA PROVINCE	PESCARA	650 Quintals	2030 quintals	Pescara
		CHIETI	310 "	310 "	Chieti
		ANCONA	1350 "	1580 "	Ancona
TOTALS:			2310 -	3920-	

increase/reduction in (led).

Signed... W. Gorman P. ...  
Date .....



0381

F. W. D. 3  
(108 A)

II 10 DAY TRUCK OPERATIONS RETURN

FORM 2

M.T. Group / Region.....

Unit Truck Pool 5

11-20 April  
10/11 Days Ending.....

ITEM (a)	W.D. (b)	CIVILIAN (c)	TOTAL (d)
1. Truck Days Potential	560		
2. " " Maintenance	52		
3. " " Under Repair	103		
4. " " Available	<del>405</del> 447		
5. " " Run	<del>332</del> 394		
6. " " Idle	73		
7. Tons Capacity Available	17840	Al.	
8. Tonnage Hauled	11707	Al.	
9. Mileage Run	105624	Kms.	
10. Ton Mileage	1393309		

WEATHER CONDITIONS ( & effect on haulage operations )

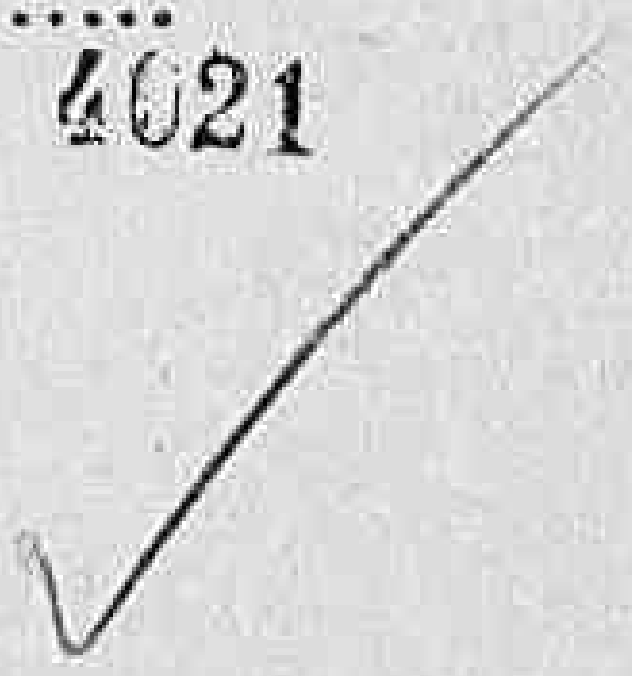
REMARKS (Reasons for drop/increase in truck days available, run and idle; drop/increase in tonnage hauled and ton mileage etc).

*Michael E. Clark*

Signed Michael E. Clark  
Ist. Lt. PA-CIC = Truck Pool n. 5

Date 21 April 1945

4021



F. W.D. 3  
(102 A)  
FORM 2

II 1) DAY TRUCK OPERATIONS RETURN

M.T. Group/ Region.....  
Unit... Truck Pool 6

10/11 Days Ending.....  
20.4.45

ITEM (A)	W.D. (b)	CIVILIAN (c)	TOTAL (d)
1. Truck Days Potential	550. =		
2. " " Maintenance	55.		
3. " " Under Repair	110.		
4. " " Available	385.		
5. " " Run	374.		
6. " " Idle	11.		
7. Q.17 Capacity Available	--		
8. Q.14 Hauled	10.741.		
9. Km. Run	72.751.		
10. Q.14-Km.	<u>1,200.044.</u>		

WEATHER CONDITIONS ( & effect on haulage operations)

REMARKS (Reasons for drop/increase in truck days available, run and idle; drop/increase in tonnage hauled and ton mileage etc.)

Signed... 4s. Loxton. L.  
Date .....

1. Weather: Clear and dry, No Adverse effect on hauling-

II 10 DAY TRUCK OPERATIONS RETURN

FORM 2

M.T. Group / Region.....

Unit..... Truck Pool 7

10/11 Days Ending 20 April 45

ITEM (a)	W.D. (b)	CIVILIAN (c)	TOTAL (d)
1. Truck Days Potential	250	90	340
2. " " Maintenance	==	==	== X
3. " " Under Repair	60	72	132
4. " " Available	190	18	208
5. " " Run	180	18	198
6. " " Idle	10	==	10
7. Tons Capacity Available	==	==	==
8. Tonnage Hauled	6.463	1.105	7.568
9. Mileage Run	27.393 <i>km</i>	2.842	30.235
10. Ton Mileage	850.149	80.800	930.949

WEATHER CONDITIONS ( & effect on haulage operations )

REMARKS (Reasons for drop/increase in truck days available, run and idle; drop/increase in tonnage hauled and ton mileage etc).

*K. F. Vaughan*  
 K. F. VAUGHAN LIEUT.  
 Transportation Officer  
 Truck Pool 7.

Signed.....

Date. 20 April 1945

4019

*X was because unable to*  
*operate -*



0384

WD 3  
(108 A)

FORM 2

## II - 10 DAY TRUCK OPERATIONS RETURN

M. T. Group / Region Umbria Marche

Unit Truck Pool N.S

10/11 Days Ending II-20 April 45

ITEM (a)	W. D. (b)	CIVILIAN (c)	TOTAL (d)
1. Truck Days Potential .	230	--	230
2.    >    > Maintenance .	23	--	23
3.    >    > Under Repair	31	--	31
4.    >    > Available .	176	--	176
5.    >    > Run . . .	169	--	169
6.    >    > Idle . . .	7	--	7
7. Tons Capacity Available .	==		==
8. Tonnage Hauled . . .	4436	--	4436
9. Mileage Run . . .	22585	3100 --	22585
10. Ton Mileage . . .	245571	--	245571

WEATHER CONDITIONS (& effect on haulage operations).

REMARKS (Reasons for drop/increase in truck days available, run and and idle; drop/increase in tonnage hauled and ton mileage etc.)

Signed Frank R. Porter Sgt.

Date 22 April 1945

II 1) DAY TRUCK OPERATIONS RETURN

W.D. 3  
(108 A) ITEM 2

M.T. Group/ Region .REVUELLA.di.ANQUANA

Unit U.C.A..(Ufficio Controllo Autotrasporti)

10/II Days Ending.....

11 - 30 aprile 1945

ITEM (a)	W.D. (b)	CIVILIAN(c)	TOTAL (d)
1. Truck Days Potential	==	227	227
2. " Maintenance	==	35	35
3. " Under Repair	==	85	85
4. " Available	==	107	107
5. " Run	==	97	97
6. " Idle	==	10	10
7. Tons Capacity Available	==	==	==
8. Tonnage Hauled	==	4660	4660
9. Mileage Run	==	20010	20010
10. Ton Mileage	==	1382100	1382100

WEATHER CONDITIONS (& effect on haulage operations )

REMARKS (Reasons for drop/increase in truck days available, run and idle ; drop/increase in tonnage hauled and ton mileage etc).

21 APR 1945

Ufficio Controllo Autotrasporti

IL MARETTORE

1. Truck Days Potential	==	227	227
2. " " Maintenance	==	35	35
3. " " Under Repair	==	85	85
4. " " Available	==	107	107
5. " " Run	==	97	97
6. " " Idle	==	10	10
7. Tons Capacity Available	==	==	==
8. Tonnage Hauled	==	4660	4660
9. Mileage Run	==	20010	20010
10. Ton Mileage	==	1382100	1382100

WEATHER CONDITIONS (& effect on haulage operations )

REMARKS (Reasons for drop/increase in truck days available, run and idle ; drop/increase in tonnage hauled and ton mileage etc).

21 APR 1945

Ufficio Controlli Autotrasporti  
 della Provincia di Ancona  
 IL DIRETTORE  
 (G. FERROLINI)



4018



F. W D 3  
(108 A)

4017

IV - 10 DAY PROGRESS RETURN OF TRUCK HAULAGE PROGRAMS

M.T. Group/Region.....

UNIT (a)	COMMODITY (b)	FROM (c)	TO (d)	TONNAGE	
				Hauled (e)	Total haul to date (f)
A.M.G. Truck Pool N.5	GRAIN	ASSOLI PROVINCE	PESCARA	1.360 Quintals	4.021 Quintals
TOTALS:				1.360 qls	4.021

REMARKS (Reasons for increase/reduction in tonnage hauled).

Signed.....  
Date ....

A decrease of 563 Quintals from last period, due mostly to the fact that all operating vehicles had to be stopped for two to three days while 22 additional trucks were drawn.

0323

F. W. D. 3  
(108 A)

4017

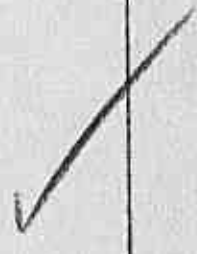
/bn

IV - 10 DAY PROGRESS RETURN OF EFFICIENCY TRUCK HAULAGE PROGRAMS

FORM 4.

10/14 Days Ending April 10, 1945

COMMODITY (b)	FROM (c)	TO (d)	TONNAGE		
			Hauled (e)	Total hauled to date (f)	Balance (g)
	ASCOHI PROVINCE	YESSARA	1.360 Quintals	4.023 Quintals	1.317 Quintals
TOTALS:			1.360 qls	4.023 qls	1.317 qls



increase/reduction in  
(ed).

Signed Leontine Clark  
1st Lt PA = CTO-Truck Pool N.5  
Date April 15, 1945

als from last period, due mostly to the fact  
ales had to be stopped for two to three days  
als were drawn.

F. WD 3  
(108 A)

IV - 10 DAY PROGRESS RETURN OF PRIORITY TRUCK HAULAGE PROGRAMMES

4016

M.T. Group/Region.....

10

UNIT (a)	COMMODITY (b)	FROM (c)	TO (d)	TONNAGE	
				Hauled (e)	Total haul to date (f)
AMG/ T.P.No.6	GRAIN	MACERATA PROVINCE	PESCARA	120 Quintals	1380 Qu  230 Qu
TOTALS:					

REMARKS (Reasons for increase/reduction in tonnage hauled).

Decrease due to easter holidays, and drawing of additional vehicles from 408 Rup.

Signed *[Signature]*  
Date *[Signature]*



F. WD 3  
(108 A)

IV - 10 DAY PROGRESS RETURN OF PRIORITY TRUCK HAULAGE PROGRAMS

FORM 4.

10/11 Days Ending...10.4.54...

4016

COMMODITY (b)	FROM (c)	TO (d)	TONNAGE		
			Hauled (e)	Total hauled to date (f)	Balance (g)
RAIN	MACERATA PROVINCE	PESCARA	120 Quintals	1380 Quintals	Pescara
				230 Quintals	Ancona
TOTALS:					

increase/reduction in  
1).  
for holidays, and drawing  
from 408 Rup.

Signed Louis E. Clark 1st Lt  
Date April 15, 1945

0391

Q. WD 3.  
(108 A)

II 10 DAY TRUCK OPERATIONS RETURN

FORM 2

H.T. Group / Region.....

Unit AW Truck Pool No. 5.

10/11 Days Ending April 10, 45

ITEM (a)	W.D. (b)	CIVILIAN (c)	TOTAL (d)
1. Truck Days Potential	384.	/	/
2. " " Maintenance	37.7		
3. " " Under Repair	58.7		
4. " " Available	289.7		
5. " " Run	171.		
6. " " Idle	118.		
7. Tons Capacity Available			
8. Tonnage Hauled	386.7		
9. Mileage Run	28484.5		
10. Ton Mileage	<del>30036.6</del> <u>15000</u>		




WEATHER CONDITIONS ( & effect on haulage operations )

REMARKS (Reasons for drop/increase in truck days available, run and idle; drop/increase in tonnage hauled and ton mileage etc).  
 Weather conditions: clear and dry.  
 No adverse effect on hauling.

4015

Signed Lionel E. Clark  
 Lt Lt EA AWC Truck Pool No 5.  
 Date April 15, 1945.

Truck. day operated tons hauled, and ton mileage below normal due to Easter Holidays, and due to drawing 22 vehicles. The drawing of vehicles necessitated taking all operating vehicles off the road during the period of drawing. Twenty two vehicles picked up on records 9/4/45.





II 10 DAY TRUCK OPERATIONS RETURN

FORM 2

E. WD 3  
(108 A)

M.T. Group / Region.....

Unit. Tract. Pool. 6.

10/11 Days Ending 10.6.45

ITEM (a)	W.D. (b)	CIVILIAN (c)	TOTAL (a)
1. Truck Days Potential	310		
2. " " Maintenance	29		
3. " " Under Repair	62		
4. " " Available	219		
5. " " Run	120		
6. " " Idle	99		
7. Tons Capacity Available	=		
8. Tonnage Hauled	371.5		
9. Mileage Run	12840		
10. Ton Mileage	13050.3		

WEATHER CONDITIONS ( & effect on haulage operations )

REMARKS (Reasons for drop/increase in truck days available, run and idle; drop/increase in tonnage hauled and ton mileage etc).

4014

Signed. *[Signature]*  
Date. April 15, 1945

1. Weather  $\checkmark$  Clear and dry , No Adverse effect on hauling
2. Decrease in days operated mileage, and ton-miles, due partly to Easter Holidays and partly to shut-down necessarily by drawing 30 additional 3 ton vehicles from 408 rup.-



0393

F. W. D. 3  
(108A)

II 10 DAY TRUCK OPERATIONS RETURN

FORM 2

M.T. Group / Region.....

Unit..... AMG Truck Pool 7.

10/11 Days Ending 10 April 45

ITEM (a)	W.D. (b)	CIVILIAN (c)	TOTAL (d)
1. Truck Days Potential	250	90	340
2. " " Maintenance	- X	3	3
3. " " Under Repair	68	77	145
4. " " Available	182	10	192
5. " " Run	138	8	146
6. " " Idle	44	2	46
7. Tons Capacity Available	..	.	.
8. Tonnage Hauled	2327	675	3002
9. Mileage Run	20193	1632	21825
10. Ton Mileage	195446	58510	253956

WEATHER CONDITIONS ( & effect on haulage operations )

REMARKS (Reasons for drop/increase in truck days available, run and idle; drop/increase in tonnage hauled and ton mileage etc).


*K. F. Vaughan*  
K. F. VAUGHAN LIEUT.  
Transportation Officer  
Truck Pool No 7.

4013

Signed... Region V.....

Date. 10 April 1945

*1 more hours available  
to operation*



II 10 DAY TRUCK OPERATIONS RETURN

FORM 2 (108 A)

M.T. Group / Region.....

Unit..... AMG Truck Pool 8.

10/11 Days Ending 10/4/45

ITEM (a)	W.D. (b)	CIVILIAN (c)	TOTAL (d)
1. Truck Days Potential	230	--	230
2. " " Maintenance	18	-- 30	18
3. " " Under Repair	29	-- 47	29
4. " " Available	183	-- 183	183
5. " " Run	158	--	158
6. " " Idle	25	--	25
7. Tons Capacity Available	3.060	-- 3.060	3.060
8. Tonnage Hauled	2.924	--	2.924
9. Mileage Run Km.	19.905	--	19.905
10. Ton Mileage Q.1 Km. <u>12??</u>	61.068.540	--	61.068.540

WEATHER CONDITIONS ( & effect on haulage operations )

REMARKS (Reasons for drop/increase in truck days available, run and idle; drop/increase in tonnage hauled and ton mileage etc).  
8/19905  
3488  
4012

Signed James Howell Lt

Date 11/4/45





IV - 10 DAY PROGRESS RETURN ON EFFICIENCY TRUCK HAULAGE PROGRAMMES

M.T. Group/Region..... V<sup>n</sup>

4011

10/

UNIT (a)	COMMODITY (b)	FROM (c)	TO (a)	TONNAGE	
				Hauled (e)	Total haul to date (f)
Truck Pool no 8	Grano	-	-	1.090	1.090
	Sale	-	-	340	340
	Xireni	-	-	70	70
	Patate	-	-	190	190
	Paste	-	-	30	30
	Farina	-	-	60	60
	Carbone	-	-	1.220	1.220
	Yare	-	-	60	60
TOTALS:				3060	2.9

None.

REMARKS (Reasons for increase/reduction in tonnage hauled).

Signed: [Signature]  
Date: 11/14



IV - 10 DAY PROGRESS RETURN OF PRIORITY TRUCK HAULAGE PROGRAMS

7108A *WDB*  
FORM 4.  
10/11 Days Ending 10 April 1945

4011

COMMODITY (b)	FROM (c)	TO (a)	TONNAGE		
			Hauled (e)	Total hauled to date (f)	Balance (g)
	-	-	1090	1067	23
	-	-	340	340	-
	-	-	70	60	10
	-	-	190	180	10
	-	-	30	30	-
	-	-	60	60	-
	-	-	1220	1130	90
	-	-	60	57	3
TOTALS:			3060	2924	136

*Nause*

Signed James H. Nouse et al  
Date 11/4/45

Increase/reduction in

II 10 DAY TRUCK OPERATIONS RETURN

FORM 2

W.T. Group / Region... V.....

Unit Amg. Truck Pool N° 8.

10/11 Days Ending 3/3/45

ITEM (a)	W.D. (b)	CIVILIAN (c)	TOTAL (d)
1. Truck Days Potential	230		230
2. " " Maintenance	17		17
3. " " Under Repair	30		30
4. " " Available	183		183
5. " " Run	113		113
6. " " Idle	3		3
7. Tons Capacity Available	3965		3965
8. Tonnage Hauled	3710		3710
9. Mileage Run	22178		22178
10. Ton Mileage	87935770		87935770

WEATHER CONDITIONS ( & effect on haulage operations )

4010

REMARKS (Reasons for drop/increase in truck days available, run and idle; drop/increase in tonnage hauled and ton mileage etc).

Signed James Snow  
Date 3/4/45

7 in W.D. 3 of  
108 A  
U-M Region



0398

IV - 10 DAY PROGRESS RETURN OF PRIORITY TRUCK HAULAGE PROGRAMS

10/11 D

M.T. Group/Region.....V.....

UNIT (a)	COMMODITY (b)	FROM (c)	TO (d)	TONNAGE	
				Hauled (e)	Total hauled to date (f)
Truck Pool C/O 8.	Salt	—	—	310.	309.
	Grain	—	—	1870	1769
	Pasta	—	—	210	204
	General Foods	—	—	90	78
	Coal	—	—	1005.	989
	Sulphur	—	—	60	56
	Furniture	—	—	20	15
	Textiles	—	—	60	50
	Iron	—	—	60	60
	Potatoes	—	—	280	280
TOTALS:				3965.	3710

REMARKS (Reasons for increase/reduction in tonnage hauled).

Signed... *Jama*  
Date... *3/4/*



0399

IV - 10 DAY PROGRESS RETURN OF PRIORITY TRUCK HAULAGE PROGRAMS

FORM 4.

/bm

10/11 Days Ending 31 March 45.

COMMODITY (b)	FROM (c)	TO (a)	TONNAGE		
			Hauled (e)	Total hauled to date (f)	Balance (g)
pt.	—	—	310.	309.	1
in	—	—	1870	1769	101.
ta.	—	—	210	204.	6.
Food	—	—	90	78	12
l.	—	—	1005.	989	116
phes.	—	—	60	56	4.
ature	—	—	20	15.	5.
les.	—	—	60	50	10
oer	—	—	60	60	—
	—	—	280	280	—
TOTALS:			3965.	3710	255.

Increase/reduction in

Signed James D. Lowell for IFTC.  
Date 3/4/45



0400